

Invented for life



**BOSCH**

# Price List

National



# Price List

## National

Refrigeration	1-1	Ovens	7-1
French Door Refrigerator	1-1	Built-In Ovens	7-1
Bottom Freezer	1-6	Warming Drawers	7-9
Built-In Bottom Freezer	1-8	Accessories	7-9
Built-In Single Door	1-10		
Accessories	1-11	Cooktops	8-1
		Induction	8-1
Dishwashers	2-1	Radiant	8-4
Dishwashers	2-1	Gas	8-6
ADA-Height Dishwashers	2-10	Accessories	8-9
Accessories	2-12		
		Rangetops	9-1
Laundry	3-1	Rangetops	9-1
Washers	3-1		
Dryers	3-3	Ventilation	10-1
Accessories	3-5	Under-Cabinet Hoods	10-1
		Under-Cabinet Hood Accessories	10-2
Coffee Machine	4-1	Island Hoods/Accessories	10-3
Built-In	4-1	Chimney Wall Hoods	10-4
		Chimney Wall Hood Accessories	10-5
Ranges	5-1	Pull-Out Hoods/Accessories	10-6
Freestanding Ranges—Induction	5-1	Custom Inserts	10-7
Freestanding Ranges—Gas	5-2	Custom Insert Accessories	10-8
Freestanding Ranges—Dual-Fuel	5-3	Downdraft/Accessories	10-9
Slide-in Ranges—Induction	5-4		
Slide-In Ranges—Electric	5-6	Index	11-1
Slide-In Ranges—Gas	5-8	Index	11-1
Slide-in Ranges—Dual-Fuel	5-10		
Accessories	5-11		
Microwaves	6-1		
Over-the-Range Microwaves	6-1		
Drawer Microwaves	6-2		
Built-in Microwaves	6-3		
Speed Ovens	6-4		

## FRENCH DOOR REFRIGERATOR

This price list supersedes all previous price lists. Prices listed herein do not include applicable state or local taxes.

Model Number	Description	MAP	MSRP
--------------	-------------	-----	------

### All Bosch Freestanding French Door Refrigerators Include the Following Features:

- Home Connect® Features
- ENERGY STAR® Certified
- SuperCool/SuperFreeze®
- MultiAirFlow® Circulation System
- Adjustable Tempered Glass Shelving
- Full-Width Deli Drawer
- Hidden Hinges
- LED Lighting
- Door Alarm
- UltraClarityPro® Water Filter
- Ice Maker
- Gallon Door Storage Bins
- Star-K Certified

## 100 Series

### 36" Freestanding Counter-Depth French Door Refrigerator, External Water and Ice—Stainless Steel

- 21.6 cu.ft.
- 70" Cutout Height
- Anti-Fingerprint Stainless Steel Exterior
- Sleek Recessed Handles
- QuickIce System Makes Up To 8 lbs of Ice Per Day\*
- External Ice and Water Dispenser
- Fill Large Cups and Bottles with Ease with One Touch Bottlefill and Extra Large Dispenser Shelf
- Freezer with Two-Tiered Shelving

**B36CD10ENS**

**Stainless Steel, Recessed Handle**

**2,799 3,099**



B36CD10ENS



### 36" Freestanding Standard-Depth French Door Refrigerator, External Water and Ice—Stainless Steel

- 26.0 cu.ft.
- 70" Cutout Height
- Anti-Fingerprint Stainless Steel Exterior
- Sleek Recessed Handles
- QuickIce System Makes Up To 8 lbs of Ice Per Day\*
- External Ice and Water Dispenser
- Fill Large Cups and Bottles with Ease with One Touch Bottlefill and Extra Large Dispenser Shelf
- Freezer with Two-Tiered Shelving

**B36FD10ENS**

**Stainless Steel, Recessed Handle**

**2,449 2,699**



B36FD10ENS



\*Based on single ice maker production rates during a 24-hour period, measured per IEC standards, when the ice bin was removed. Results may vary depending on operating conditions.

FRENCH DOOR REFRIGERATOR

This price list supersedes all previous price lists. Prices listed herein do not include applicable state or local taxes.

Model Number	Description	MAP	MSRP
--------------	-------------	-----	------

500 Series

36" Freestanding Standard-Depth French Door Refrigerator, External Water and Ice—Stainless Steel

- QuickIce Pro System™ Makes up to 12 lbs. of Ice per Day\*
  - 26.0 cu.ft.
  - Standard Depth
  - 70" Cutout Height
- Anti-Fingerprint Stainless Steel Exterior
  - Stainless Steel Back Wall
  - Humidity Controlled Crisper Drawers
  - Adjustable Garage Shelf
- External Ice and Water Dispenser
  - Freezer with Two-Tiered Shelving



B36FD52SNS



B36FD52SNB



<b>B36FD52SNS</b>	<b>Stainless Steel, Bar Handle</b>	<b>3,199</b>	<b>3,549</b>
<b>B36FD52SNB</b>	<b>Black Stainless Steel, Bar Handle</b>	<b>3,499</b>	<b>3,849</b>

\*Based on single ice maker production rates during a 24-hour period, measured per IEC standards, when the ice bin was removed. Results may vary depending on operating conditions.

# FRENCH DOOR REFRIGERATOR

This price list supersedes all previous price lists. Prices listed herein do not include applicable state or local taxes.			
Model Number	Description	MAP	MSRP

## 500 Series

### 36" Freestanding Counter-Depth French Door Refrigerator, External Water and Ice— Stainless Steel

- |  |   |  |
|--|---|--|
| <ul style="list-style-type: none"> <li>QuickIce Pro System™ Makes up to 12 lbs. of Ice per Day*</li> <li>21.6 cu.ft.</li> <li>True Counter Depth</li> <li>70" Cutout Height</li> </ul> | <ul style="list-style-type: none"> <li>Anti-Fingerprint Stainless Steel Exterior</li> <li>Stainless Steel Back Wall</li> <li>Humidity Controlled Crisper Drawers</li> </ul> | <ul style="list-style-type: none"> <li>External Ice and Water Dispenser</li> <li>Freezer with Two-Tiered Shelving</li> <li>Extra Ice Bin in Freezer</li> </ul> |
|--|---|--|



B36CD52SNS



B36CD52SNB



<b>B36CD52SNS</b>	<b>Stainless Steel, Bar Handle</b>	<b>3,699</b>	<b>4,099</b>
<b>B36CD52SNB</b>	<b>Black Stainless Steel, Bar Handle</b>	<b>3,799</b>	<b>4,199</b>

\*Based on single ice maker production rates during a 24-hour period, measured per IEC standards, when the ice bin was removed. Results may vary depending on operating conditions.

# FRENCH DOOR REFRIGERATOR

*This price list supersedes all previous price lists. Prices listed herein do not include applicable state or local taxes.*

Model Number	Description	MAP	MSRP
--------------	-------------	-----	------

## 800 Series

### 36" Freestanding Counter-Depth French Door Refrigerator–Stainless Steel

- |  |  |  |
|--|--|--|
| <ul style="list-style-type: none"> <li>• 20.8 cu.ft.</li> <li>• True Counter Depth</li> <li>• 72" Cutout Height</li> <li>• Dual Compressor and Dual Evaporator</li> <li>• Easy to Clean Stainless Steel</li> </ul> | <ul style="list-style-type: none"> <li>• Stainless Steel Back Wall</li> <li>• VitaFreshPro® automatically adjusts temperature and humidity to keep food fresh up to 3x longer*</li> <li>• Two Independently Controlled Temperature and Humidity Crisper Drawers</li> </ul> | <ul style="list-style-type: none"> <li>• FlexBar® with shelving accessories</li> <li>• Dual Activated Internal Water Dispenser</li> <li>• Freezer with Three-Tiered Shelving</li> <li>• Ice Scoop</li> </ul> |
|--|--|--|



B36CT80SNS

B36CT80SNB

B36CT81ENS



<b>B36CT80SNS</b>	<b>Stainless Steel, Bar Handle</b>	<b>3,899</b>	<b>4,299</b>
<b>B36CT80SNB</b>	<b>Black Stainless Steel, Bar Handle</b>	<b>4,099</b>	<b>4,549</b>
<b>B36CT81ENS</b>	<b>Stainless Steel, Recessed Handle</b>	<b>3,899</b>	<b>4,299</b>

**\*As compared to a Bosch refrigerator without FarmFresh System®. Results may vary among different foods.**

FRENCH DOOR REFRIGERATOR

This price list supersedes all previous price lists. Prices listed herein do not include applicable state or local taxes.

Model Number	Description	MAP	MSRP
--------------	-------------	-----	------

800 Series

36" Freestanding Counter-Depth French Door Refrigerator–Stainless Steel

- 20.5 cu.ft.
  - True Counter Depth
  - 72" Cutout Height
  - Easy to Clean Stainless Steel
  - Stainless Steel Back Wall
- Dual Compressor and Dual Evaporator
  - VitaFreshPro® automatically adjusts temperature and humidity to keep food fresh up to 3x longer\*
- FlexBar® with shelving accessories
  - Dual Activated Internal Water Dispenser
  - Freezer with Three-Tiered Shelving
  - Ice Scoop



B36CL80SNS

B36CL80ENS

B36CL80SNS	Stainless Steel, Bar Handle	3,999	4,399
B36CL80ENS	Stainless Steel, Recessed Handle	3,999	4,399



36" Freestanding Counter-Depth French Door Refrigerator Refreshment Center

- 20.5 cu.ft.
  - True Counter Depth
  - 72" Cutout Height
  - Stainless Steel Back Wall
  - Dual Compressor and Dual Evaporator
- Beverage Drawer Holds up to 17 Standard Wine Bottles or 35 Standard Beverage Cans
  - Temperature-controlled middle drawer
  - FlexBar® with Shelving Accessories
- Dual Activated Internal Water Dispenser
  - Freezer with Three-Tiered Shelving
  - Ice Scoop



B36CL81ENG

B36CL81ENW

B36CL81ENG	Glass on Stainless Steel, Integrated Handle	5,199	5,749
B36CL81ENW	Glass on White, Integrated Handle	5,199	5,749



\*As compared to a Bosch refrigerator without FarmFresh System®. Results may vary among different foods.

This price list supersedes all previous price lists. Prices listed herein do not include applicable state or local taxes.

Model Number	Description	MAP	MSRP
--------------	-------------	-----	------

All Bosch Counter-Depth Two Door Bottom Freezer Refrigerators Include the Following Features:

- Counter Depth
- MultiAirFlow® Circulation System
- Reversible Door Swing
- ENERGY STAR® Certified

100 Series

33" Freestanding Counter-Depth Bottom Mount Fridge-Freezer Combination—Stainless Steel

- 17.2 cu.ft.
- SuperCool/SuperFreeze®
- Full-Width Deli Drawer
- Anti-Fingerprint Stainless Steel Exterior
- Adjustable Shelving and Door Bins for Flexible Storage
- Gallon Bin
- LED Lighting
- Ice Maker
- Star-K Certified

**NEW** B33CM10SNS    Stainless Steel    2,199    2,449



B33CM10SNS



500 Series

24" Freestanding Counter-Depth Two Door Bottom Freezer Refrigerator—Stainless Steel Door

- 13 cu.ft.
- VitaFresh Plus™ Drawer with Humidity Adjustment
- 3 Freezer Drawers
- 80 7/16" Cutout Height
- LED Lighting Inside
- Ice Cube Tray
- Integrated Handles
- Adjustable Shelving and Door Bins for Flexible Storage
- Home Connect®
- Easy clean stainless steel and glass front exteriors
- Star-K Certified

**B24CB50ESS**    Stainless Steel    3,299    3,649

Note: For model with internal ice maker (B24CB80ES\_), see page 1-7.



B24CB50ESS





*This price list supersedes all previous price lists. Prices listed herein do not include applicable state or local taxes.*

Model Number	Description	MAP	MSRP
--------------	-------------	-----	------

**800 Series**

**24" Built-In Two Door Bottom Freezer Refrigerator—Custom Panel**

- 8.4 cu.ft.
- OptiFlex® Hinge
- VitaFresh®—Technology Provides Stable Temperature and Humidity Controlled Drawer
- Installs True Flush
- Dual Evaporators
- Recessed LED Theater Lighting
- Garage Shelving
- Full Width Shelving
- Spill-Proof Glass Shelves
- Full Extension Drawers
- Electronic Controls
- Removable Freezer Bins
- SuperCool/SuperFreeze®
- CoolPaks
- Economy/Vacation Mode
- Wine Rack
- Door Alarm
- Home Connect®



B09IB91NSP

**B09IB91NSP**      **Custom Panel**      **3,299 3,649**



**24" Freestanding Counter-Depth Two Door Bottom Freezer Refrigerator with Ice maker and Internal Water Dispenser**

- 13 cu.ft.
- 80 7/16" Cutout Height
- Integrated Handles
- Easy clean stainless steel and glass front exteriors
- VitaFresh Plus™ Drawer with Humidity Adjustment
- LED Lighting Inside
- Adjustable Shelving and Door Bins for Flexible Storage
- 3 Freezer Drawers
- Internal Water Dispenser
- Ice Maker with Pyramid Ice
- UltraClarityPro® Filtered Ice and Water
- Double Ice Bins
- Home Connect®
- Star-K Certified



B24CB80ESS



B24CB80ESW



B24CB80ESB



**B24CB80ESS**      **Stainless Steel**      **3,599 3,999**

**B24CB80ESW**      **White Glass**      **3,399 3,749**

**B24CB80ESB**      **Black Glass**      **3,399 3,749**

## BUILT-IN BOTTOM FREEZER

This price list supersedes all previous price lists. Prices listed herein do not include applicable state or local taxes.

Model Number	Description	MAP	MSRP
<b>All Bosch Benchmark® Series Bottom Freezer Refrigerators Include the Following Features:</b>			
• Installs True Flush or Framed	• Sidewall LED Theater Lighting	• Internal Ice Maker	
• Sidewall LED Theater Lighting	• Adjustable Shelving	• SuperCool/SuperFreeze®	
• Full Color Touchscreen Control Panel	• Premium Metal Door Bins with Slip Mats	• MultiAirFlow® Circulation System	
• OptiFlex® Hinge	• Full Extension Drawers	• Carbon Air Filter	
• Stainless Steel Back Wall	• Full Width Deli Drawer	• Home Connect® Capability	
• UltraClarityPro® Water Filter	• Three-Tiered Freezer Storage Drawers	• ENERGY STAR® Certified	
• Internal water Dispenser		• Sabbath/Economy/Vacation Mode	
		• Dual Compressor and Evaporator	

### Benchmark® Series

#### 30" Built-In Two Door Bottom Freezer Refrigerator

- 16.0 cu.ft.
- VitaFreshPro® Crisper Drawer Automatically Controls Temperature and Humidity to Keep Food Fresh Up to 3x Longer



B30IB100SP



B30BB130SS

<b>B30IB100SP</b>	<b>Custom Panel</b>	<b>8,599</b>	<b>9,499</b>
<b>B30BB130SS</b>	<b>Pre-Assembled Stainless Steel Panel &amp; Handle</b>	<b>9,699</b>	<b>10,699</b>



BUILT-IN BOTTOM FREEZER

This price list supersedes all previous price lists. Prices listed herein do not include applicable state or local taxes.

Model Number	Description	MAP	MSRP
--------------	-------------	-----	------

Benchmark® Series

36" Fully-Integrated French Door Bottom Freezer Refrigerator

- 19.4 cu.ft.
- Two VitaFreshPro® Crisper Drawers Automatically Controls Temperature and Humidity to Keep Food Fresh Up to 3x Longer
- Adjustable Half-Width Shelves



B36IT100NP



B36BT130NS

B36IT100NP	Custom Panel	9,299	10,249	  
B36BT130NS	Pre-Assembled Stainless Steel Panel & Handle	10,699	11,799	

## BUILT-IN SINGLE DOOR

This price list supersedes all previous price lists. Prices listed herein do not include applicable state or local taxes.

Model Number	Description	MAP	MSRP
--------------	-------------	-----	------

### All Bosch Benchmark® Series Single Door Freezers and Refrigerators Include the Following Features:

- Home Connect® Capability
- Installs True Flush or Framed
- MultiAirFlow® Circulation System
- ENERGY STAR® Certified
- All-LED sidewall and theater lighting
- TFT Controls
- Tall Door Built-In Style
- OptiFlex® Hinge

### Benchmark® Series

#### 18" Built-In Single Door Freezer—Custom Panel

- 8.6 cu.ft.
- Water Filter
- Internal Ice Maker
- Single Compressor

**B18IF905SP**

**18" Freezer, Custom Panel Single Door**

**6,499 7,149**



B18IF905SP



#### 30" Built-In Single Door Refrigerator—Custom Panel

- 17.2 cu.ft.
- Humidity control drawer
- Full Width Shelving
- Gallon Door Bins
- Full Extension Drawers
- VitaFresh System

**B30IR905SP**

**30" Refrigerator, Custom Panel Single Door**

**7,599 8,399**











B30IR905SP



This price list supersedes all previous price lists. Prices listed herein do not include applicable state or local taxes.


## Accessories for Refrigeration

Accessories for Refrigeration					FDBM				BF		SD					
					100 Series		500 Series		800 Series		Benchmark	800 Series		Benchmark	Benchmark	
					B36_D10ENS	B36CD52SN_	B36FD52SN_	B36CL80_NS	B36CL81EN_	B36CT8_SN_	B36_T1_ON_	B24CB80ES_	B30_B1_S_	B18IF905SP	B30IR905SP	
	Model Number	Description	MAP	MSRP												
	<b>BORPLFTR55</b>	<b>UltraClarityPro® Water Filter</b>	<b>46</b>	<b>59</b>	•	•	•	•	•	•	•	•	•	•		
	<b>BORPLFTR30</b>	<b>Water Filter</b>	<b>40</b>	<b>49</b>						• <sup>1</sup>						
	<b>FPETHKT50</b>	<b>FreshProtect™ Ethylene Filter “Starter” Kit</b>	<b>19</b>	<b>29</b>	•	•	•	•	•	•						
	<b>FPETHRF50</b>	<b>FreshProtect™ Ethylene Filter “Refill” Kit</b>	<b>9</b>	<b>9</b>	•	•	•	•	•	•						
	<b>BFL18IF800</b>	<b>18" Stainless Steel Flat Panel Freezer Door</b>	<b>450</b>	<b>499</b>									•			
	<b>BFL30IR800</b>	<b>30" Stainless Steel Flat Panel Freezer Door</b>	<b>550</b>	<b>649</b>										•		
	<b>B36HNDL800</b>	<b>36" Handle for Single Door</b>	<b>100</b>	<b>109</b>									•	•		
	<b>HEATKITB82</b>	<b>Heater Kit</b> Please make sure to order HEATKITB82 when installation is less than 6" apart but not connected, or for nontraditional side-by-side combinations without freezer column. A HEATKITB82 is recommended for use with any installation in areas that are subject to extreme humidity.	<b>399</b>	<b>439</b>									•	•		

<sup>1</sup> B20CS30SNS/02

This price list supersedes all previous price lists. Prices listed herein do not include applicable state or local taxes.




## Accessories for Refrigeration

Accessories for Refrigeration					FDBM				BF	SD					
					100 Series		500 Series		800 Series	Benchmark	800 Series	Benchmark	Benchmark		
	Model Number	Description	MAP	MSRP	B36_D10ENS	B36CD52SN_	B36FD52SN_	B36CL80_NS	B36CL81EN_	B36CT8_SN_	B36_T1_ON_	B24CB80ES_	B30_B1__S_	B18IF905SP	B30IR905SP
	<b>NEW</b> BOSCOMBI10	Side by Side Connection Kit	100	109									•		

This price list supersedes all previous price lists. Prices listed herein do not include applicable state or local taxes.

Model Number	Description	MAP	MSRP
<b>Bosch 100 Series Dishwashers Include the Following Features:</b>			
<b>Quiet Operation</b>		<b>Performance</b>	
<ul style="list-style-type: none"> <li>• 48 dBA</li> <li>• Multiple Layers of Sound-Absorbing Insulation</li> <li>• EcoSilence™ Dual Brushless Motor System</li> </ul>		<ul style="list-style-type: none"> <li>• Wash System: PrecisionWash®</li> <li>• Drying System: PureDry™</li> <li>• Wi-Fi Home Connect® features <ul style="list-style-type: none"> <li>• Smart Cycle Guidance</li> <li>• Delay Start, Remote Start, and Cycle Monitoring</li> <li>• Access Additional Cycles, Manuals, and Tips &amp; Tricks</li> </ul> </li> <li>• Cycles: <ul style="list-style-type: none"> <li>• 5 on the Control Panel: Heavy, Auto, Normal, Speed60®, Favorite</li> <li>• 3 Additional in Home Connect®: Delicate, Rinse, MachineCare</li> </ul> </li> <li>• Options: <ul style="list-style-type: none"> <li>• 3 on the Control Panel: Sanitize, Remote Start, Extra Dry</li> <li>• 2 Additional in Home Connect®: Half Load, Eco</li> </ul> </li> <li>• Home Connect® Allows You to Remotely Monitor and Control with Wi-Fi Connectivity</li> </ul>	
<b>Design</b>			
<ul style="list-style-type: none"> <li>• PCB/Touch Control</li> <li>• Flush Installation</li> <li>• Time Remaining Display</li> <li>• Self-Latching Door</li> </ul>			
<b>Quality</b>			
<ul style="list-style-type: none"> <li>• Deeper Stainless Steel Tub</li> <li>• 24/7 AquaStop® Leak Protection</li> <li>• Anti-Finger Print Stainless Steel</li> <li>• Easily Accessible 3-Stage Filtration System</li> </ul>			
<b>Racks</b>			
<ul style="list-style-type: none"> <li>• 12 Place Setting Capacity</li> <li>• Fixed Upper Rack</li> <li>• 2 Silverware Baskets</li> </ul>			

## 100 Series

<b>Quiet Operation</b>		<b>Efficiency</b>			
<ul style="list-style-type: none"> <li>• Solid Molded Base to Absorb Noise while Minimizing Vibration</li> </ul>		<ul style="list-style-type: none"> <li>• 269 kWh/yr</li> </ul>			
<b>SHE41CM5N</b>	<b>Recessed Handle, Stainless Steel</b>	<b>729</b>	<b>849</b>	 SHE41CM5N	
<b>SHE41CM2N</b>	<b>Recessed Handle, White</b>	<b>729</b>	<b>849</b>	 SHE41CM2N	
<b>SHE41CM6N</b>	<b>Recessed Handle, Black</b>	<b>729</b>	<b>849</b>	 SHE41CM6N	






<b>Quiet Operation</b>		<b>Efficiency</b>			
<ul style="list-style-type: none"> <li>• InfoLight®</li> </ul>		<ul style="list-style-type: none"> <li>• 240 kWh/yr</li> <li>• ENERGY STAR® Certified</li> </ul>			
<b>SHV41DB3N</b>	<b>Custom Panel</b>	<b>949</b>	<b>1,049</b>	 SHV41DB3N	



This price list supersedes all previous price lists. Prices listed herein do not include applicable state or local taxes.

Model Number	Description	MAP	MSRP
<b>Bosch 300 Series Dishwashers Include the Following Features:</b>			
<div> <div> <b>Quiet Operation</b> <ul style="list-style-type: none"> <li>Multiple Layers of Sound-Absorbing Insulation</li> <li>EcoSilence™ Dual Brushless Motor System</li> <li>Solid Molded Base to Absorb Noise while Minimizing Vibration</li> </ul> </div> <div> <b>Design</b> <ul style="list-style-type: none"> <li>Touch Controls</li> <li>Flush Installation</li> <li>Self-Latching Door</li> </ul> </div> <div> <b>Quality</b> <ul style="list-style-type: none"> <li>Anti-Fingerprint Stainless Steel</li> <li>Deeper Stainless Steel Tub</li> <li>24/7 AquaStop® Leak Protection System</li> <li>Easily Accessible 3-Stage Filtration System</li> </ul> </div> <div> <b>Racks</b> <ul style="list-style-type: none"> <li><b>Standard 3rd Rack</b></li> <li>1 Silverware Basket</li> </ul> </div> <div> <b>Efficiency</b> <ul style="list-style-type: none"> <li>269 kWh/yr (except SHE53CE5N is <b>240 kWh/year &amp; ENERGY STAR® Certified</b>)</li> </ul> </div> <div> <b>Performance</b> <ul style="list-style-type: none"> <li>Wi-Fi Home Connect® features <ul style="list-style-type: none"> <li>Smart Cycle Guidance</li> <li>Delay Start, Remote Start, and Cycle Monitoring</li> <li>Access Additional Cycles, Manuals, and Tips &amp; Tricks</li> </ul> </li> <li>Cycles: <ul style="list-style-type: none"> <li>5 on the Control Panel: Heavy, Auto, Normal, Speed60®, Favorite</li> <li>3 Additional in Home Connect®: Delicate, Rinse, MachineCare</li> </ul> </li> <li>Options: <ul style="list-style-type: none"> <li>3 on the Control Panel: Sanitize, Remote Start, Extra Dry</li> <li>2 Additional in Home Connect®: Half Load, Eco</li> </ul> </li> <li>Home Connect® Allows You to Remotely Monitor and Control with Wi-Fi Connectivity</li> </ul> </div> </div>			











## 300 Series

<b>Quiet Operation</b> <ul style="list-style-type: none"> <li>48 dBA</li> </ul>		<b>Racks</b> <ul style="list-style-type: none"> <li>12 Place Setting Capacity</li> </ul>			
<b>SHE43DM5N</b>	<b>Recessed Handle, Stainless Steel</b>	<b>899</b>	<b>999</b>	 SHE43DM5N	
<b>SHE43DM2N</b>	<b>Recessed Handle, White</b>	<b>899</b>	<b>999</b>	 SHE43DM2N	
<b>SHE43DM6N</b>	<b>Recessed Handle, Black</b>	<b>899</b>	<b>999</b>	 SHE43DM6N	





This price list supersedes all previous price lists. Prices listed herein do not include applicable state or local taxes.

Model Number	Description	MAP	MSRP
<b>300 Series</b>			
<b>Quiet Operation</b> <ul style="list-style-type: none"> <li>• 48 dBA</li> <li>• <b>InfoLight®</b></li> </ul> <b>Design</b> <ul style="list-style-type: none"> <li>• Recessed Handle Design</li> </ul>		 <p>SHE43C75N</p>  	
<b>Racks</b> <ul style="list-style-type: none"> <li>• <b>16 Place Setting Capacity</b></li> <li>• Manual Adjusting Middle Rack</li> <li>• <b>EasyGlide™</b></li> <li>• <b>FlexSpace™ Tines</b></li> <li>• <b>1 Flip Tine Upper Rack</b></li> <li>• <b>Flip Tines Lower Rack</b> <ul style="list-style-type: none"> <li>• <b>1 Fixed (Rear)</b></li> <li>• <b>1 Single (Left)</b></li> <li>• <b>1 Fixed (Right)</b></li> </ul> </li> </ul>			
<b>SHE43C75N</b>	Recessed Handle, Stainless Steel	799	899
<b>Quiet Operation</b> <ul style="list-style-type: none"> <li>• 46 dBA</li> <li>• <b>InfoLight®</b></li> </ul>		 <p>SHE53C85N</p>  <p>SHE53C82N</p>  <p>SHE53C86N</p>  <p>SHE53CE5N<sup>2</sup></p>  <p>SHX53DM5N</p>  <p>SHV53CM3N</p> 	
<b>Racks</b> <ul style="list-style-type: none"> <li>• <b>16 Place Setting Capacity</b></li> <li>• <b>EasyGlide®</b></li> <li>• <b>3 Step RackMatic®</b></li> <li>• <b>FlexSpace™ Tines</b></li> <li>• <b>1 Flip Tine Upper Rack</b></li> <li>• <b>Flip Tines Lower Rack</b> <ul style="list-style-type: none"> <li>• <b>1 Fixed (Rear)</b></li> <li>• <b>1 Single (Left)</b></li> <li>• <b>1 Fixed (Right)</b></li> </ul> </li> </ul>			
<b>Efficiency</b> <ul style="list-style-type: none"> <li>• 269 kWh/yr (except SHE53CE5N is <b>240 kWh/year &amp; ENERGY STAR® Certified</b>)</li> </ul>			
<b>SHE53C85N<sup>1</sup></b>	Recessed Handle, Stainless Steel	1,099	1,249
<b>SHE53C82N<sup>1</sup></b>	Recessed Handle, White	1,049	1,199
<b>SHE53C86N<sup>1</sup></b>	Recessed Handle, Black	1,049	1,199
<b>SHE53CE5N<sup>2</sup></b>	Recessed Handle, Stainless Steel	1,119	1,249
<b>SHX53DM5N</b>	Bar Handle, Stainless Steel	1,199	1,349
<b>SHV53CM3N</b>	Custom Panel	1,199	1,349




<sup>1</sup> No InfoLight®

<sup>2</sup> 240 kWh/year; ENERGY STAR® Certified



# DISHWASHERS

This price list supersedes all previous price lists. Prices listed herein do not include applicable state or local taxes.

Model Number	Description	MAP	MSRP
<b>300 Series</b>			
<div> <div> <b>Quiet Operation</b> <ul style="list-style-type: none"> <li>• 46 dBA</li> <li>• InfoLight®</li> </ul> </div> <div> <b>Racks</b> <ul style="list-style-type: none"> <li>• 16 Place Setting Capacity</li> <li>• EasyGlide®</li> <li>• 3 Step RackMatic®</li> <li>• FlexSpace™ Tines</li> <li>• 1 Flip Tine Upper Rack</li> <li>• Flip Tines Lower Rack                             <ul style="list-style-type: none"> <li>• 1 Fixed (Rear)</li> <li>• 1 Single (Left)</li> <li>• 1 Fixed (Right)</li> </ul> </li> </ul> </div> <div> <b>Performance</b> <ul style="list-style-type: none"> <li>• Options:                                     <ul style="list-style-type: none"> <li>• 2 Additional in Home Connect®: <b>SpeedPerfect, ExtraScrub</b></li> </ul> </li> </ul> </div> <div>  <p>SHS53CD5N</p>  <p>SHS53CD2N</p>  </div> </div>			
<b>SHS53CD5N</b>	<b>Scoop Handle, Stainless Steel</b>	<b>1,149</b>	<b>1,299</b>
<b>SHS53CD2N</b>	<b>Scoop Handle, White</b>	<b>1,099</b>	<b>1,249</b>









This price list supersedes all previous price lists. Prices listed herein do not include applicable state or local taxes.

Model Number	Description	MAP	MSRP
<b>All Bosch 500 Series Dishwashers Include the Following Features:</b>			
<div> <div> <b>Quiet Operation</b> <ul style="list-style-type: none"> <li>• InfoLight®</li> <li>• Multiple Layers of Sound-Absorbing Insulation</li> <li>• EcoSilence™ Dual Brushless Motor System</li> <li>• Solid Molded Base to Absorb Noise while Minimizing Vibration</li> </ul> </div> <div> <b>Design</b> <ul style="list-style-type: none"> <li>• Touch Controls</li> <li>• Flush Installation</li> <li>• Time Remaining Indicator</li> <li>• Self-Latching Door</li> <li>• Anti-Fingerprint Stainless Steel</li> </ul> </div> <div> <b>Quality</b> <ul style="list-style-type: none"> <li>• Deeper Stainless Steel Tub</li> <li>• 24/7 AquaStop® Leak Protection System</li> <li>• Easily Accessible 3-Stage Filtration System</li> </ul> </div> <div> <b>Racks</b> <ul style="list-style-type: none"> <li>• 16 Place Setting Capacity</li> <li>• EasyGlide®</li> <li>• Standard 3rd Rack</li> <li>• 3 Step RackMatic®</li> <li>• FlexSpace™ Tines</li> <li>• <b>2 Flip Tines Upper Rack</b></li> <li>• Flip Tines Lower Rack <ul style="list-style-type: none"> <li>• 1 Fixed (Rear)</li> <li>• 1 Single (Left)</li> <li>• 1 Fixed (Right)</li> </ul> </li> <li>• 1 Silverware Basket</li> </ul> </div> <div> <b>Performance</b> <ul style="list-style-type: none"> <li>• Wi-Fi Home Connect® features <ul style="list-style-type: none"> <li>• Smart Cycle Guidance</li> <li>• Delay Start, Remote Start, and Cycle Monitoring</li> <li>• Access Additional Cycles, Manuals, and Tips &amp; Tricks</li> </ul> </li> <li>• Cycles: <ul style="list-style-type: none"> <li>• <b>4 on the Control Panel:</b> Auto, Normal, Speed60®, Favorite</li> <li>• <b>3 Additional in Home Connect®:</b> Delicate, Rinse, MachineCare</li> </ul> </li> <li>• Options: <ul style="list-style-type: none"> <li>• <b>2 on the Control Panel:</b> Sanitize, Remote Start</li> <li>• <b>2 Additional in Home Connect®:</b> Half Load, Eco</li> </ul> </li> <li>• Home Connect® Allows You to Remotely Monitor and Control with Wi-Fi Connectivity</li> </ul> </div> </div>			

## 500 Series

**Featuring Zone Wash®**—A dedicated intensive wash space with 3x more water power to tackle stuck-on food.

**Featuring AutoAir™**—which opens the door to let fresh air circulate for 40% drier dishes.\*

<b>Quiet Operation</b> <ul style="list-style-type: none"> <li>• 44 dBA</li> </ul>		<b>Efficiency</b> <ul style="list-style-type: none"> <li>• 240 kWh/yr</li> <li>• ENERGY STAR® Certified</li> </ul>		<b>Performance</b> <ul style="list-style-type: none"> <li>• Wash System: <b>ZoneWash®</b></li> <li>• Drying System: <b>AutoAir™</b></li> <li>• Cycles: <ul style="list-style-type: none"> <li>• 1 Additional on the Control Panel: <b>Deep Clean</b></li> </ul> </li> <li>• Options: <ul style="list-style-type: none"> <li>• 1 Additional on the Control Panel: <b>AutoAir™</b></li> <li>• 1 Additional in Home Connect®: <b>ZoneWash®</b></li> </ul> </li> </ul>		 SHP65DM5N  SHP65DM2N  SHP65DM6N  SHX65DM5N	
<b>SHP65DM5N</b>	<b>Pocket Handle, Stainless Steel</b>			<b>1,249</b>	<b>1,399</b>	 	
<b>SHP65DM2N</b>	<b>Pocket Handle, White</b>			<b>1,249</b>	<b>1,399</b>		
<b>SHP65DM6N</b>	<b>Pocket Handle, Black</b>			<b>1,249</b>	<b>1,399</b>		
<b>SHX65DM5N</b>	<b>Bar Handle, Stainless Steel</b>			<b>1,299</b>	<b>1,449</b>		

\*Based on average drying performance of Bosch Dishwashers with AutoAir™ after seven hours as compared to Bosch Dishwashers with PureDry™.

This price list supersedes all previous price lists. Prices listed herein do not include applicable state or local taxes.

Model Number	Description	MAP	MSRP
--------------	-------------	-----	------

500 Series

- Quiet Operation**

  - **38 dBA**
- Efficiency**

  - 269 KWh/yr
- Performance**

  - Wash System: PrecisionWash®
  - Drying System: PureDry™
  - Options:
    - 2 Additional on the Control Panel: **Heavy, Extra Dry**



SHP95CM5N



<b>SHP95CM5N</b>	<b>Pocket Handle, Stainless Steel</b>	<b>1,349</b>	<b>1,499</b>
------------------	---------------------------------------	--------------	--------------



This price list supersedes all previous price lists. Prices listed herein do not include applicable state or local taxes.

Model Number	Description	MAP	MSRP
--------------	-------------	-----	------

### Bosch 800 Series Dishwashers Include the Following Features:

**Featuring CrystalDry™**—a patented drying technology that transforms moisture into heat to get dishes, including plastics, 60% drier.\*

#### Quiet Operation

- **42 dBA**
- InfoLight®
- Multiple Layers of Sound-Absorbing Insulation
- EcoSilence™ Dual Brushless Motor System
- Solid Molded Base to Absorb Noise while Minimizing Vibration

#### Design

- Anti-Fingerprint Stainless Steel
- Flush Installation
- Touch Controls
- Time Remaining Display
- Self-Latching Door

#### Quality

- Deeper Stainless Steel Tub
- 24/7 AquaStop® Leak Protection System
- Easily Accessible 3-Stage Filtration System

#### Racks

- 16 Place Setting Capacity
- EasyGlide®
- FlexSpace™ Tines
- **Flexible 3rd Rack**
- 3 Step RackMatic®
- Flip Tines Lower Rack
  - 1 Fixed (Rear)
  - 1 Single (Left)
  - 1 Fixed (Right)
- 1 Silverware Basket

#### Efficiency

- **240 KWh/yr**
- **ENERGY STAR® Certified**

#### Performance

- **Wash System:** PrecisionWash®
- **Drying System:** **CrystalDry™**
- Wi-Fi Home Connect® features
  - Smart Cycle Guidance
  - Delay Start, Remote Start, and Cycle Monitoring
  - Access Additional Cycles, Manuals, and Tips & Tricks
- **Cycles:**
  - **5 on the Control Panel:** Heavy, Auto, Normal, Speed60®, Favorite
  - **3 Additional in Home Connect®:** Delicate, Rinse, MachineCare
- **Options:**
  - **3 on the Control Panel:** Sanitize, Remote Start, **CrystalDry™**
  - **2 Additional in Home Connect®:** Half Load, Eco
- Home Connect® Allows You to Remotely Monitor and Control with Wi-Fi Connectivity

### 800 Series

**SHP78DM5N** Pocket Handle, Stainless Steel

**1,399 1,549**



SHP78DM5N

**SHX78DM5N** Bar Handle, Stainless Steel

**1,449 1,599**



SHX78DM5N

**SHV78DM3N** Custom Panel

**1,449 1,599**



SHV78DM3N



\*Based on aggregate average drying performance of Bosch Dishwashers with CrystalDry™ on combined household load including plastics, glass, steel, and porcelain as compared to Bosch Dishwashers with PureDry™. Drying performance may vary by dish type.

This price list supersedes all previous price lists. Prices listed herein do not include applicable state or local taxes.

Model Number	Description	MAP	MSRP
--------------	-------------	-----	------

## 800 Series

Featuring **PowerControl™**—The industry's most advanced clean.

**Racks**

- 2 Flip Tines Upper Rack

**Performance**

- Wash System:  
**PowerControl™** with  
PrecisionWash®

<b>SHP78CM5N<sup>1</sup></b>	<b>Pocket Handle, Stainless Steel</b>	<b>1,499</b>	<b>1,649</b>
<b>SHP78CM2N<sup>1</sup></b>	<b>Pocket Handle, White</b>	<b>1,499</b>	<b>1,649</b>
<b>SHP78CM6N<sup>1</sup></b>	<b>Pocket Handle, Black</b>	<b>1,499</b>	<b>1,649</b>
<b>SHP78CM4N<sup>1</sup></b>	<b>Pocket Handle, Black Stainless Steel</b>	<b>1,549</b>	<b>1,749</b>
<b>SHX78CM5N</b>	<b>Bar Handle, Stainless Steel</b>	<b>1,549</b>	<b>1,749</b>
<b>SHX78CM2N</b>	<b>Bar Handle, White</b>	<b>1,549</b>	<b>1,749</b>
<b>SHX78CM6N</b>	<b>Bar Handle, Black</b>	<b>1,549</b>	<b>1,749</b>
<b>SHX78CM4N</b>	<b>Bar Handle, Black Stainless Steel</b>	<b>1,599</b>	<b>1,799</b>
<b>SHV78CM3N</b>	<b>Custom Panel</b>	<b>1,549</b>	<b>1,749</b>



SHP78CM5N



SHP78CM2N




SHP78CM6N




SHP78CM4N



SHX78CM5N



SHX78CM2N



SHX78CM6N



SHX78CM4N



SHV78CM3N



<sup>1</sup> No InfoLight®

This price list supersedes all previous price lists. Prices listed herein do not include applicable state or local taxes.

Model Number	Description	MAP	MSRP
<b>Bosch Benchmark® Series dishwashers include the following features:</b>			
<b>Featuring the New PowerControl™ Wash System plus CrystalDry™—the industry's most advanced clean meets the ultimate dry.</b>			
<div> <div> <b>Quiet Operation</b> <ul style="list-style-type: none"> <li>• <b>38 dBA</b></li> <li>• Multiple Layers of Sound-Absorbing Insulation</li> <li>• EcoSilence™ Dual Brushless Motor System</li> <li>• Solid Molded Base to Absorb Noise while Minimizing Vibration</li> <li>• <b>TimeLight®</b></li> </ul> </div> <div> <b>Design</b> <ul style="list-style-type: none"> <li>• Anti-Fingerprint Stainless Steel</li> <li>• Flush Installation</li> <li>• Touch Controls</li> <li>• <b>Touch Screen Display</b></li> <li>• Time Remaining Display</li> <li>• Self Latching Door</li> </ul> </div> <div> <b>Quality:</b> <ul style="list-style-type: none"> <li>• <b>Water Softener</b></li> <li>• <b>Corrugated Shaped Filter</b></li> <li>• Deeper Stainless Steel Tub</li> <li>• 24/7 AquaStop® Leak Protection System</li> <li>• Easily Accessible 3-Stage Filtration System</li> </ul> </div> <div> <b>Racks</b> <ul style="list-style-type: none"> <li>• 16 Place Setting Capacity</li> <li>• <b>EasyGlide® Plus</b></li> <li>• Flexible 3rd Rack</li> <li>• 3 Step RackMatic®</li> <li>• 2 Flip Tines Upper Rack</li> <li>• <b>FlexSpace™ Plus</b></li> <li>• <b>Flip Tines Lower Rack</b> <ul style="list-style-type: none"> <li>• <b>1 Double (Rear)</b></li> <li>• 1 Single (Left)</li> <li>• <b>1 Wide (Right)</b></li> </ul> </li> <li>• 1 Silverware Basket</li> </ul> </div> <div> <b>Efficiency</b> <ul style="list-style-type: none"> <li>• 240 kWh/yr</li> <li>• ENERGY STAR® Certified</li> </ul> </div> <div> <b>Performance</b> <ul style="list-style-type: none"> <li>• <b>Wash System:</b> PowerControl™ with PrecisionWash®</li> <li>• <b>Drying System:</b> CrystalDry™</li> <li>• Wi-Fi Home Connect® features <ul style="list-style-type: none"> <li>• Smart Cycle Guidance</li> <li>• Delay Start, Remote Start, and Cycle Monitoring</li> <li>• Access Additional Cycles, Manuals, and Tips &amp; Tricks</li> </ul> </li> <li>• <b>Cycles:</b> <ul style="list-style-type: none"> <li>• <b>5 on the Control Panel:</b> Heavy, Auto, Normal, Speed60®, Favorite</li> <li>• <b>3 Additional in Home Connect®:</b> Express, Rinse, MachineCare</li> </ul> </li> <li>• <b>Options:</b> <ul style="list-style-type: none"> <li>• <b>3 on the Control Panel:</b> Sanitize, Remote Start, CrystalDry™</li> <li>• <b>4 Additional in Home Connect®:</b> Half Load, SpeedPerfect, ExtraScrub, Eco</li> </ul> </li> <li>• Home Connect® Allows You to Remotely Monitor and Control with Wi-Fi Connectivity</li> </ul> </div> </div>			

**Benchmark® Series**

**SHP9PCM5N<sup>1</sup>**      **Pocket Handle, Stainless Steel**

**1,999 2,199**



SHP9PCM5N

**SHX9PCM5N<sup>2</sup>**      **Bar Handle, Stainless Steel**

**1,999 2,199**



SHX9PCM5N

**SHV9PCM3N<sup>2</sup>**      **Custom Panel**

**1,999 2,199**



SHV9PCM3N



<sup>1</sup> No TimeLight®

<sup>2</sup> 39 dBA

## ADA-HEIGHT DISHWASHERS

This price list supersedes all previous price lists. Prices listed herein do not include applicable state or local taxes.

Model Number	Description	MAP	MSRP
<b>Bosch ADA-Height Dishwashers Include the Following Features:</b>			
<div> <div> <b>Design</b> <ul style="list-style-type: none"> <li>Time Remaining Display</li> <li>ADA Compliant Height (32" Tall)</li> </ul> </div> <div> <b>Racks</b> <ul style="list-style-type: none"> <li>RackMatic®</li> <li>Flexible Silverware Basket</li> </ul> </div> </div>			
<div> <div> <b>Quality</b> <ul style="list-style-type: none"> <li>Full Stainless Steel Tub</li> <li>24/7 AquaStop® Plus</li> <li>Easily Accessible 3-Stage Filtration System</li> </ul> </div> <div> <b>Efficiency</b> <ul style="list-style-type: none"> <li>ENERGY STAR® Certified</li> </ul> </div> </div>			
<div> <b>Performance</b> <ul style="list-style-type: none"> <li>5 Wash Cycles: Heavy, Auto, Normal, Favorite, Rinse</li> <li>6 Options: Delicate, Extra Dry, Sanitize, 24H Delay Start, MachineCare, Remote Start</li> <li>Home Connect® Allows You to Remotely Monitor and Control with Wi-Fi Connectivity</li> </ul> </div>			

### 300 Series EuroTub/ADA-Height 18" and 24"

#### Quiet Operation

- 46 dBA

#### Racks

- 10 Place Setting Capacity (18" Width)
- Standard 3rd Rack

#### Quality

- Made in Poland

#### Efficiency

- 240 kWh/yr



SPE53C55UC



**SPE53C55UC**

**18" Recessed Handle, Stainless Steel**

**1,099 1,249**

#### Quiet Operation

- 48 dBA

#### Design

- Toe Panel Color: Stainless Steel

#### Racks

- 13 Place Setting Capacity

#### Quality

- Made in Germany
- Water Softener

#### Efficiency

- 240 kWh/yr



SGV43C53UC



**SGV43C53UC**

**24" Fully Integrated – Requires Custom Panel**

**1,099 1,249**

#### Quiet Operation

- 46 dBA

#### Design

- Toe Panel Color: Stainless Steel

#### Racks

- 13 Place Setting Capacity

#### Quality

- Made in Germany
- Water Softener

#### Efficiency

- 240 kWh/yr



SGE53C55UC



**SGE53C55UC**

**24" Recessed Handle, Stainless Steel**










**1,099 1,249**





## ADA-HEIGHT DISHWASHERS

This price list supersedes all previous price lists. Prices listed herein do not include applicable state or local taxes.

Model Number	Description	MAP	MSRP	
<b>800 Series EuroTub/ADA-Height 18" and 24"</b>				
<b>Quiet Operation</b> <ul style="list-style-type: none"> <li>• 44 dBA</li> <li>• InfoLight®</li> </ul>		<b>Racks</b> <ul style="list-style-type: none"> <li>• 10 Place Setting Capacity</li> <li>• <b>Standard 3rd Rack</b></li> </ul> <b>Quality</b> <ul style="list-style-type: none"> <li>• Made in Poland</li> <li>• <b>Vase Holder and Small Item Clips</b></li> </ul> <b>Efficiency</b> <ul style="list-style-type: none"> <li>• 240 kWh/yr</li> </ul>		<b>Performance</b> <ul style="list-style-type: none"> <li>• <i>Drying System:</i> <b>CrystalDry™</b></li> <li>• 2 Additional Wash Cycles: <b>Delicate, Express</b></li> </ul>
				 SPE68C75UC
				 SPX68C75UC
				 SPV68C73UC
<b>SPE68C75UC<sup>1</sup></b>	<b>18" Recessed Handle, Stainless Steel</b>	<b>1,399</b>	<b>1,549</b>	
<b>SPX68C75UC</b>	<b>18" Bar Handle, Stainless Steel</b>	<b>1,449</b>	<b>1,599</b>	 
<b>SPV68C73UC</b>	<b>18" Fully Integrated – Requires Custom Panel</b>	<b>1,449</b>	<b>1,599</b>	
<b>Quiet Operation</b> <ul style="list-style-type: none"> <li>• 42 dBA</li> </ul>		<b>Racks</b> <ul style="list-style-type: none"> <li>• <b>15 Place Setting Capacity</b></li> </ul> <b>Quality</b> <ul style="list-style-type: none"> <li>• Made in Germany</li> <li>• Water Softener</li> <li>• <b>Vase Holder and Small Item Clips</b></li> </ul> <b>Efficiency</b> <ul style="list-style-type: none"> <li>• 240 kWh/yr</li> </ul>		<b>Performance</b> <ul style="list-style-type: none"> <li>• <i>Drying System:</i> CrystalDry™</li> </ul>
				 SGX78C55UC
				 SGV78C53UC
				 
<b>SGX78C55UC</b>	<b>24" Bar Handle, Stainless Steel</b>	<b>1,399</b>	<b>1,549</b>	
<b>SGV78C53UC</b>	<b>24" Fully Integrated – Requires Custom Panel</b>	<b>1,399</b>	<b>1,549</b>	

<sup>1</sup> No InfoLight®



This price list supersedes all previous price lists. Prices listed herein do not include applicable state or local taxes.












Model  
Number

Description

MAP

MSRP

### Accessories for Dishwashers

					100 Series	100 Series Plus	100 Series Premium	300 Series	500 Series	800 Series	Benchmark	All ADA Models
	<b>SGZ1010UC</b>	Dishwasher Drain Hose Extension 76¾"	18	19	•	•	•	•	•	•	•	•
	<b>SGZ1052UC</b>	Dishwasher Accessory Kit with Extra Tall Item Sprinkler, Vase/Bottle Holder, 3 Plastic Item Clips and Small Item Basket	19	29	•	•						
	<b>SMZ1008UC</b>	Bosch Dishwasher Bar Handle, Stainless Steel, July 2023 Style	59	69		•	•	•	•	•	•	• <sup>1</sup>
	<b>SMZ4000UC</b>	Flexible Silverware Basket	25	29	•	•	•	•	•	•	•	
	<b>SMZ5000</b>	Dishwasher Accessory Kit with Extra Tall Item Sprinkler, Vase/Bottle Holder, 3 Plastic Item Clips and Small Item Basket	19	29	•	•	•	•	•	•	•	•
	<b>SMZ5003</b>	18" Dishwasher Accessory Hinge for 4" Toekick Height Installation	150	169								• <sup>2</sup>
	<b>SMZCD200UC</b>	Flexible 3rd Rack	49	59			•	•	•	•	•	• <sup>3</sup>
	<b>SMZEPCC1UC</b>	Power Cord Clips + Edge Protector Kit Edge Protector Is for Dishwasher Installations through Metal Cabinetry, for Water/drain/electrical Lines	5	9	•	•	•	•	•	•	•	•
	<b>SMZ3IN1UC</b>	Dish Junction Box and Supply Hose Kit	49	59	•	•	•	•	•	•	•	•
	<b>SMZPCJB1UC</b>	Junction Box Kit (alternate to the 3-Prong Power Cord Kit)	20	29	•	•	•	•	•	•	•	•
	<b>SMZSH1ABUC</b>	Bosch Dishwasher Water Supply Hose	39	49	•	•	•	•	•	•	•	•

1 For 24" Only.

2 For 18" Only

3 For 24" Only.



This price list supersedes all previous price lists. Prices listed herein do not include applicable state or local taxes.

Model Number	Description	MAP	MSRP
<b>All Bosch Washers Include the Following Features:</b>			
• SpeedPerfect® Delivers a Faster Wash, Perfect for Small Loads	• ENERGY STAR® Certified		• Installation: Stackable, Side-by-Side, Under Counter or Pedestal Option
• EcoSilence™ BLDC Motor for Quieter Operation	• Improved Energy Efficiency and Performance		• 208–240 V
• Wave Profiled Stainless Steel Drum	• Child Lock		• Plug type 240V; NEMA 6-15 (3 prong)
• Anti-Vibration Circular Side Walls	• Signal		
	• Internal Water Heater		

## 300 Series

## 24" Compact Washer

**Design**

- White Exterior with White Dial and White Door Ring
- Updated Door Design with Bosch Magneto
- Touch Control Display
- Large 2.2 cu.ft. Capacity
- Spin Speed up to 1400 RPM
- Clear See-Through Window
- Matching Dryer WPA12100UC

**Quality**

- Energy Consumption 84 kWh/year

**Silence Level**

- Washing/Spinning 52/72 dBA

**15 Individually-Tailored Washing Programs**

- Cotton Normal, Cotton Light Soil, Permanent Press, Permanent Press Heavy Soil, Permanent Press Light Soil, Jeans, Quick 30, Heavy

Duty, Delicates, Hand wash/Wool, Allergen, Towels, Drum Clean, Drain, Rinse/Spin

**6 Options**

- SpeedPerfect®, Temperature, Finish In, Extra Rinse, Prewash, Spin Speed
- Plugs into Wall Receptacle or Dryer Adapter (provided with each dryer)
- Hose Length: 48"



WGA14400UC



WGA14400UC

24" White Cabinet with White Dial and White Door Ring

1,349 1,499

## 500 Series

## 24" Compact Washer

**Home Connect® Features**

- App Allows You to Operate Washer from Anywhere in the Home While Connected
- Easy Start Option for Your Wash Cycle
- Energy Management Information

**Design**

- White Exterior with Chrome Door Ring
- Updated Touch Control Display
- New, Larger 2.4 cu.ft. Capacity
- Spin Speed up to 1600 RPM

- Tinted Glass Window with Bosch Magneto
- Matching Dryer WQB245B0UC

**Quality**

- Energy Consumption 105 kWh/year
- AquaStop® Plus Leak Protection System in the Hoses and the Base

**Silence Level**

- Washing/Spinning 51/75 dBA

**13 Individually-Tailored Washing Programs**

- Cotton, SuperQuick 15/30, Delicates, Bedding, Rinse, Towels, Whites, Mix, Jeans,

Sanitize, Hand Wash/Wool, Spin/Drain, Drum Clean

**10 Options**

- SpeedPerfect®, Temperature, Finish In, Prewash, Spin Speed, Intensive Plus, Rinse Plus, Remote Start, Mini Load, Stains (Stains Program Treats Blood, Oils - food based, Red Wine, Grass, Sweat, Cosmetics based stains)
- Plugs into Wall Receptacle or Dryer Adapter (provided with each dryer)
- Hose Length: 59"



WGB24600UC




WGB24600UC

24" White Cabinet with Chrome Door Ring

1,549 1,749

This price list supersedes all previous price lists. Prices listed herein do not include applicable state or local taxes.

Model Number	Description	MAP	MSRP	
800 Series				
24" Compact Washer				
Home Connect® Features				
<ul style="list-style-type: none"><li>• App Allows You to Operate Washer from Anywhere in the Home While Connected</li><li>• Easy Start Option for Your Wash Cycle</li><li>• Energy Management Information</li></ul>	<ul style="list-style-type: none"><li>• Interior LED Drum Light</li><li>• Tinted Glass Window with Bosch Magneto</li><li>• Matching Dryer WQB245AXUC</li></ul>	Mix, Jeans, Sanitize, Hand Wash/Wool, Spin/Drain, Drum Clean	 WGB246AXUC	
10 Additional Options				
		<ul style="list-style-type: none"><li>• SpeedPerfect®, Temperature, Finish In, Prewash, Spin Speed, Intensive Plus, Rinse Plus, Remote Start, Mini Load, Stains (Stains Program Treats Blood, Oils - food based, Red Wine, Grass, Sweat, Cosmetics Based Stains)</li><li>• Plugs into Wall Receptacle or Dryer Adapter (provided with each dryer)</li><li>• Hose Length: 59"</li></ul>		
Design				
<ul style="list-style-type: none"><li>• Pearl Steel Exterior with Chrome Door</li><li>• Updated Touch Control Display</li><li>• New i-DOS Automatic Dosing</li><li>• New, Larger, 2.4 cu.ft. Capacity</li><li>• Spin Speed up to 1600 RPM</li></ul>	<ul style="list-style-type: none"><li>• AquaStop® Plus Leak Protection System in the Hoses and the Base</li></ul>			
Energy Star				
Quality				
	<ul style="list-style-type: none"><li>• Energy Consumption 105 kWh/year</li></ul>			
Silence Level				
	<ul style="list-style-type: none"><li>• Washing/Spinning 51/75 dBA</li></ul>			
13 Individually-Tailored Washing Programs				
	<ul style="list-style-type: none"><li>• Cotton, SuperQuick 15/30, Delicates, Bedding, Automatic, Towels, Whites,</li></ul>			
WGB246AXUC	24" Pearl Steel Cabinet with Chrome Door Ring	1,999	2,199	

This price list supersedes all previous price lists. Prices listed herein do not include applicable state or local taxes.

Model Number	Description	MAP	MSRP
--------------	-------------	-----	------

**All Bosch Dryers Include the Following Features:**

- Large 4.0 cu.ft. Capacity
- Anti-Vibration Circular Side Walls
- Sensitive Drying System
- Start/Pause to Add an Item
- ENERGY STAR® Certified
- Child Lock
- Extra-Fine Lint Filter
- ActiveDry® System
- **Installation**
  - Stackable, Side-by-Side, Under Counter or Pedestal Option
  - No Ducting Required
  - Drain Pump and Hose Included
- Power Cord Included with Plug Type: 240V; NEMA 6-15 (3 Prong). Dryer Is Also Supplied with a Power Adapter to Fit a Standard 4-Prong 30A Dryer Receptacle (NEMA 14-30R) and Powers Both Bosch Washer and Dryer

**300 Series**

**24" Compact Condensation Dryer**

**Design**

- White Exterior with White Dial and White Door Ring Touch Control Display
- Updated Door Design with Bosch Magneto
- Stainless Steel Drum
- Clear See-Through Window
- Matching Washer WGA14400UC

**Quality**

- Energy Consumption 315 kWh/year

**Silence Level**

- 67 dBA

**15 Individually-Tailored Drying Programs**

- Cotton Extra Dry, Cotton Dry (Regular), Permanent Press Extra Dry, Permanent Press Dry,

Permanent Press Damp, Jeans, Quick Dry Auto, Air Fluff/No Heat, Time Dry Variable, Quick 40, Delicates, Heavy Duty, Sanitize, Hand Wash/Wool, Towels

**6 Options**

- Dry Level, Time Dry, Finish In, Wrinkle Block, Low Heat, Signal



WPA12100UC



**WPA12100UC**

**24" Ventless Condensation Drying System  
White with White Dial and White Door Ring**

**1,349 1,499**

**500 Series**

**24" Compact Heat Pump Dryer with Self-Cleaning Condenser**

**Home Connect® Features**

- App Allows You to Operate Dryer from Anywhere in the Home While Connected
- Smart Dry Connects the Dryer to the Washer to Determine the Best Drying Program based off of the Wash Cycle
- Program Assist Available to Easily Start Your Dry Cycle

**Design**

- White Exterior with Chrome Door Ring
- Updated Touch Control Display

- Reversible Door (No Additional Parts Required)
- Stainless Steel Structured Drum
- Tinted Glass Window with Bosch Magneto
- Matching Washer WGB24600UC

**Quality**

- Energy Consumption 125 kWh/year

- Maintenance-Free Self Cleaning Condenser

- Dual-Layer Lint Filtration System

**Silence Level**

- 62 dBA

**13 Individually-Tailored Drying Programs**

- Cotton, Quick Dry Auto, Delicates, Bedding, Anti Shrink, Towels, Jeans, Mix, Sportswear, Sanitize, Time Dry, Hand Wash / Wool, Air Fluff

**8 Options**

- Dryness Level, Time Dry, Finish In, Wrinkle Block, Low Heat, Remote Start, Dry Level Adjust, End Signal



WQB245B0UC



**WQB245B0UC**

**24" Ventless Heat Pump Dryer with  
Self-Cleaning Condenser  
White with Chrome Door Ring**

**1,549 1,749**

This price list supersedes all previous price lists. Prices listed herein do not include applicable state or local taxes.

Model Number	Description	MAP	MSRP
--------------	-------------	-----	------

800 Series

24" Compact Heat Pump Dryer with Self-Cleaning Condenser

Home Connect® Features

- App Allows You to Operate Dryer from Anywhere in the Home While Connected
- Smart Dry Connects the Dryer to the Washer to Determine the Best Drying Program based off of the Wash Cycle
- Program Assist Available to Easily Start Your Dry Cycle

Design

- Pearl Steel Exterior with Chrome Door Ring
- Updated Touch Display

- Interior LED Drum Light
- Reversible Door (No Additional Parts Required)
- Stainless Steel Structured Drum
- Tinted Glass Window with Bosch Magneto
- Matching Washer WGB246AXUC

Quality

- Energy Consumption 125 kWh/year

Silence Level

- 62 dBA

13 Individually-Tailored Drying Programs

- Cotton, Quick Dry Auto, Delicates, Bedding, Steam Restore, Towels, Jeans, Mix, Sportswear, Sanitize, Time Dry, Hand Wash / Wool, Air Fluff

8 Options

- Dryness Level, Time Dry, Finish In, Wrinkle Block, Low Heat, Remote Start, Dry Level Adjust, End Signal



WQB245AXUC



WQB245AXUC	24" Ventless Heat Pump Dryer with Self-Cleaning Condenser Pearl Steel with Chrome Door Ring	1,999	2,199
------------	---	-------	-------





## ACCESSORIES

This price list supersedes all previous price lists. Prices listed herein do not include applicable state or local taxes.

Model Number	Description	MAP	MSRP	Washers			Dryers		
				WGA14400UC	WGB24600UC	WGB246AXUC	WPA12100UC	WQB245B0UC	WQB245AXUC
	<b>WMZ20600</b> Drying Rack for Wool items, Shoes, etc. for Bosch 24" Dryers	79	89				•	•	•
	<b>WMZPW20W</b> Pedestal with Drawer for 24" Washer	299	329	•	•				
	<b>WTZPW20D</b> Pedestal with Drawer for 24" Dryer	299	329				•	•	
	<b>WMZPW2XW</b> Washer 24" Pedestal – Pearl Steel	399	439			•			
	<b>WTZPW2XD</b> Dryer 24" Pedestal – Pearl Steel	399	439						•
	<b>WTZ11400UC</b> Stacking Kit with Pull Out Tray	149	169	•			•		
	<b>WTZ20410UC</b> Stacking Kit without Pull Out Tray	49	59	•			•		
	<b>WTZ27510UC</b> 500 Stacking Kit – NO Drawer White	69	79		•			•	
	<b>WTZ27500UC</b> 500 Stacking Kit – w/ Drawer White	199	219		•			•	
	<b>WTZ2751XUC</b> 800 Stacking Kit – NO Drawer Pearl Steel	69	79			•			•
	<b>WTZ2750XUC</b> 800 Stacking Kit – w/ Drawer Pearl Steel	199	219			•			•

## ACCESSORIES

This price list supersedes all previous price lists. Prices listed herein do not include applicable state or local taxes.

Model Number	Description	MAP	MSRP	Washers			Dryers		
Accessories for Laundry				WGA14400UC	WGB24600UC	WGB246AXUC	WPA12100UC	WQB245B0UC	WQB245AXUC
	<b>WTZPA20UC</b> Dryer Power Adapter – 4 Prong 240V; NEMA 14-30R to 6-15R	69	79				• <sup>1</sup>	• <sup>1</sup>	• <sup>1</sup>
	<b>WTZPA30US</b> Dryer Power Adapter – 3 Prong 240V; NEMA 10-30R to 6-15R	69	79				• <sup>1</sup>	• <sup>1</sup>	• <sup>1</sup>
	<b>WTZSB30UC</b> Bracket Style Stacking Kit White	49	59	•	•		•	•	
	<b>WTZSB3XUC</b> Bracket Style Stacking Kit Pearl Steel	69	79			•			•

**1** Adapter only works with dryers listed in this guide.



This price list supersedes all previous price lists. Prices listed herein do not include applicable state or local taxes.

Model Number	Description	MAP	MSRP
--------------	-------------	-----	------

## 800 Series

## 24" Built-In Coffee Machine

- Home Connect® App Allows You to Prepare Coffee from Anywhere in the Home
- Within Minutes Prepare Espressos, Cappuccinos, Lattes, Macchiato and More
- MyFavorites Stores up to 8 of Your Favorite Coffee Preferences
- Large TFT Color Touch Screen Interface
- Automatic System for Cleaning, Milk Steam Rinsing and Descaling
- AromaPro Provides Constant Pressure for an Enhanced Coffee Experience
- Grinding Settings for Dark or Light Coffee
- OneTouch DoubleCup Dispenses Two Beverages at the Same Time
- Integrated Built-In Sensors Will Alert You When Coffee, Water Level Is Low
- AromaDouble Shot Prepares Extra-Strong Coffee with Less Bitterness
- Individual Cup Volume Allows You to Adjust Your Coffee Cup Size
- 1 lb. Bean Container
- 81 oz. Water Reservoir
- Stainless Steel 17 oz. Milk Container
- Drip Tray Removable for Cleaning
- 120 V



BCM8450UC



<b>BCM8450UC</b>	<b>Bosch Built-In Coffee Machine</b>	<b>3,999</b>	<b>4,399</b>
------------------	--------------------------------------	--------------	--------------

## Accessories for Coffee Machine

Accessories for Coffee Machine					BCM8450UC
	HEZCMT3050	30" SS Trim Kit	429	479	
					•

For coffee accessories, please see the Cleaners & Accessories Price List.

## FREESTANDING RANGES—INDUCTION

*This price list supersedes all previous price lists. Prices listed herein do not include applicable state or local taxes.*

Model Number	Description	MAP	MSRP
--------------	-------------	-----	------

### All Bosch Induction Ranges Include the Following Features:

- Genuine European Convection
- Easy to View Inclined Display
- 8 Cooking Modes
- Sabbath Mode
- Faster than Gas or Electric
- Temperature Probe
- Dampened Hinges Softly Guide the QuietClose Door Shut
- Heavy-Duty Metal Knobs
- One Halogen Light
- Catalytic Clean Cavity
- Kitchen Timer

### 800 Series

#### 30" Industrial-Style Induction Range

- 4 Induction Zones
- 2 Standard Racks
- Electrical supply: 40 A, 240 V/208 V
- Oven Capacity at 3.9 cu.ft.
- 2,700 W Convection Element

LR: 1,400 W / 2,200 W	RR: 1,850 W / 3,000 W
LF: 2,300 W / 3,700 W	RF: 2,300 W / 3,700 W



HIS8055U

**HIS8055U**

**Stainless Steel**

**4,899 5,399**

#### 36" Industrial-Style Induction Range

- First 36" Bosch Range with the Most Powerful Element of 5,500 W and CombiZone™
- 5 Induction Zones
- Oven Capacity at 3.7 cu.ft.
- 1 Telescopic Rail with Rack
- 1 Standard Rack
- 2,500 W Convection Element
- Electrical supply: 50 A, 240 V/208 V

LR: 1,850 W / 3,000 W	C: 1,850 W / 3,000 W	RR: 1,400 W / 2,200 W
LF: 1,850 W / 3,000 W		RF: 2,300 W / 3,700 W



HIS8655U

**HIS8655U**

**Stainless Steel**

**6,799 7,499**

## FREESTANDING RANGES—GAS

This price list supersedes all previous price lists. Prices listed herein do not include applicable state or local taxes.

Model Number	Description	MAP	MSRP
--------------	-------------	-----	------

### All Bosch Industrial-Style Gas Ranges Include the Following Features:

- Powerful 18,000 BTU Dual Flame Burner
- 3 Cooking Modes
- 17,000 BTU Bake Burner
- Dishwasher-Safe Grates
- Continuous Grate Design
- Heavy Metal Knobs
- One Halogen Light
- Catalytic Clean Cavity
- Kitchen Timer
- LP Conversion Kit
- Electrical Supply: 15 A, 120 V

### 800 Series

#### 30" Industrial-Style Gas Range

- 5 Burners
- Oven Capacity at 3.6 cu.ft.
- 2 Standard Racks
- 11,500 BTU Broil Burner

LR: 10,000 BTU (NG)		RR: 5,000 BTU (NG)
LF: 5,000 BTU (NG)	C: 18,000 BTU (NG)	RF: 10,000 BTU (NG)

**HGS8055UC**

**Stainless Steel**

**3,999 4,399**

**HGS8045UC**

**Black Stainless Steel**

**4,549 5,049**



HGS8055UC



HGS8045UC

#### 36" Industrial-Style Gas Range

- 6 Burners Adding More Flexibility to Your Cooking
- Oven Capacity at 3.4 cu.ft.
- 1 Telescopic Rail with Rack
- 1 Standard Rack
- 14,000 BTU Broil Burner

LR: 5,000 BTU (NG)	CR: 10,000 BTU (NG)	RR: 10,000 BTU (NG)
LF: 18,000 BTU (NG)	CF: 10,000 BTU (NG)	RF: 10,000 BTU (NG)

**HGS8655UC**

**Stainless Steel**

**5,199 5,749**

**HGS8645UC**

**Black Stainless Steel**

**5,899 6,499**



HGS8655UC



HGS8645UC

## FREESTANDING RANGES—DUAL FUEL

This price list supersedes all previous price lists. Prices listed herein do not include applicable state or local taxes.

Model Number	Description	MAP	MSRP
<b>All Bosch Industrial-Style Dual-Fuel Ranges Include the Following Features:</b>			
• Powerful 18,000 BTU Dual Flame Burner	• 1,700 W Bake Element		• One Halogen Light
• Genuine European Convection	• 2,900 W Broil Element		• Catalytic Clean Cavity
• 8 Cooking Modes	• Dishwasher-Safe Grates		• Kitchen Timer
• Sabbath Mode	• Continuous Grate Design		• LP Conversion Kit
• Temperature Probe	• Heavy Metal Knobs		• Electrical Supply: 20 A, 240 V/208 V

### 800 Series

#### 30" Industrial-Style Dual Fuel Range

- 5 Burners
- 2 Standard Racks
- Oven Capacity at 3.9 cu.ft.
- 2,700 W Convection Element

LR: 10,000 BTU (NG)		RR: 5,000 BTU (NG)
LF: 5,000 BTU (NG)	CR: 18,000 BTU (NG)	RF: 10,000 BTU (NG)



HDS8055U

<b>HDS8055U</b>	<b>Stainless Steel</b>	<b>4,399</b>	<b>4,849</b>
<b>HDS8045U</b>	<b>Black Stainless Steel</b>	<b>4,699</b>	<b>5,199</b>



HDS8045U

#### 36" Industrial-Style Dual Fuel Range

- 6 Burners Adding More Flexibility to Your Cooking
- 1 Telescopic Rail with Rack
- 1 Standard Rack
- Oven Capacity at 3.7 cu.ft.
- 2,500 W Convection Element

LR: 5,000 BTU (NG)	CR: 10,000 BTU (NG)	RR: 10,000 BTU (NG)
LF: 18,000 BTU (NG)	CF: 10,000 BTU (NG)	RF: 10,000 BTU (NG)



HDS8655U

<b>HDS8655U</b>	<b>Stainless Steel</b>	<b>5,999</b>	<b>6,599</b>
<b>HDS8645U</b>	<b>Black Stainless Steel</b>	<b>6,799</b>	<b>7,499</b>



HDS8645U

## SLIDE-IN RANGES—INDUCTION

This price list supersedes all previous price lists. Prices listed herein do not include applicable state or local taxes.

Model Number	Description	MAP	MSRP
<b>All Bosch Induction Slide-In Ranges Include the Following Features:</b>			
<ul style="list-style-type: none"> <li>The Bosch Slide-In Range Fits in Any Freestanding Range Cutout</li> <li>Touch Control for Easier Operation of the Oven</li> <li>2–4 hr Time-Adjustable Self Clean</li> <li>Temperature Probe</li> <li>Extra Large Stainless Steel-Framed Window</li> <li>Star-K Certified 100°–450°F</li> <li>Rear Vent Trim Included</li> <li>Faster than Gas or Electric</li> <li>Easier to Clean and More Efficient</li> <li>Genuine European Convection</li> <li>Fast Preheat™</li> <li>Electric Supply: 40 A or 50 A. Check with local code requirements</li> </ul>			

### 500 Series

#### 30" Induction Slide-In Range

- All-In-One Range with 12 Specialized Cooking Modes, with Air Fry
- Sleek Backlit UI Wakes Up With Prompted
- Modern Engraved Straight Handle Design
- Large & Powerful 3,000 W Elements
- Left Front and Left Rear Bridge for added cooking Flexibility
- Up to 3,600 W Power Boost Element
- Self Clean & Steam-assist cleaning modes
- 2 Standard Racks
- 3,000 W Bake Burner
- Large oven capacity at 5.8 cu.ft.
- Storage Drawer
- Sabbath Mode
- 3,400 W Broil Element
- 1,500 W Convection Ring Element



HIF5050MU

LR: 6" @ 3,000 W (SpeedBoost®)	RR: 6" @ 1,800 W (SpeedBoost®)
LF: 9" @ 3,000 W (SpeedBoost®)	RF: 12" @ 3,600 W (SpeedBoost®)

**NEW** HIF5050MU Stainless Steel

**2,349 2,599**

Available Q2 2026

### 800 Series

#### 30" Induction Slide-In Range

- 11 Specialized Cooking Modes
- One Oven Light
- Large Oven Capacity at 4.6 cu.ft.
- 3 Standard Racks
- Recessed 8-Pass 3,800 W Broil Element
- Powerful 2,400 W 4-Pass Bake Element



HII8057U

LR: 9" @ 2,200 W/3,700 W (SpeedBoost®)	RR: 11" @ 2,600 W/3,700 W (SpeedBoost®)
LF: 6" @ 1,400 W/2,200 W (SpeedBoost®)	RF: 6" @ 1,400 W/2,200 W (SpeedBoost®)

**HII8057U** Stainless Steel

**4,149 4,599**

**HII8047U** Black Stainless Steel

**4,349 4,799**



HII8047U

Benchmark® Series

30" Induction Slide-In Range

- QuietClose® Door
  - A Full-Extension Telescopic Rack
  - Two Oven Lights
  - Kitchen Timer
- FlexInduction® Cooktop Can Combine Two Cooking Zones into One Continuous Surface
  - PowerMove®
  - PotSense
  - PreciseSelect®
- Large Oven Capacity at 4.6 cu.ft.
  - 1 Telescopic Rack, 2 Standard racksRecessed 8-Pass 3,800 W Broil Element
  - Powerful 2,400 W 4-Pass Bake Element



HIIP057U

LR : 8" x 9" @ 2,200 W/3,600 W (SpeedBoost®)	RR: 11" @ 2,600 W/3,700 W (SpeedBoost®)	Full Zone: 16" x 9" @ 3,300 W/3,600 W (SpeedBoost®)
LF: 8" x 9" @ 2,200 W/3,600 W (SpeedBoost®)	RF: 6" @ 1,400 W/2,200 W (SpeedBoost®)	

HIIP057U

30" Induction Slide-In Range

4,399 4,849

## SLIDE-IN RANGES—ELECTRIC

This price list supersedes all previous price lists. Prices listed herein do not include applicable state or local taxes.

Model Number	Description	MAP	MSRP
<b>All Bosch Electric Slide-In Ranges Include the Following Features:</b> <ul style="list-style-type: none"> <li>The Bosch Slide-In Range Fits in Any Freestanding Range Cutout</li> <li>Touch Control for Easier Operation of the Oven</li> <li>Easy to Clean Ceramic Surface</li> <li>Time-Adjustable Self Clean</li> <li>Extra Large Door Window</li> <li>Genuine European Convection</li> <li>Fast Preheat™</li> <li>Kitchen Timer</li> <li>Sabbath Mode</li> <li>Electric Supply: 40 A or 50 A. Check with local code requirements</li> </ul>			

### 100 Series

#### 30" Electric Slide-In Range

- All-In-One Range with 9 Specialized Cooking Modes, with Air Fry
- Sleek Backlit UI Wakes Up With Prompted
- Modern Engraved Straight Handle Design
- Large & Powerful 3,000 W Elements
- Flexible 6" 1,200 W Simmer Elements
- Cook with 6", 9", or 12" Elements for Added Cooking Flexibility
- Self Clean & Steam-assist cleaning modes
- 2 Standard Racks
- 3,000 W Bake Burner
- Large oven capacity at 5.8 cu.ft.
- Storage Drawer
- Sabbath Mode
- 3,400 W Broil Element
- 1,500 W Convection Ring Element



HEF1050MU

LR: 6" @ 1,200 W	C: 6" @ 100 W Warming Element	RR: 6" @ 1,200 W
LF: 9" @ 3,000 W		RF: 12" @ 3,000 W

**HEF1050MU**

**Stainless Steel**

**1,549 1,749**

### 300 Series

#### 30" Electric Slide-In Range

- All-In-One Range with 12 Specialized Cooking Modes, with Air Fry
- Sleek Backlit UI Wakes Up With Prompted
- Modern Engraved Straight Handle Design
- Large & Powerful 3,300 W Elements
- Flexible 6" 1,200 W Simmer Elements
- Cook with 6", 9", or 12" and Ring Elements for Added Cooking Flexibility
- Self Clean & Steam-assist cleaning modes
- 2 Standard Racks
- 3,000 W Bake Burner
- Large oven capacity at 5.8 cu.ft.
- Storage Drawer
- Sabbath Mode
- 3,400 W Broil Element
- 1,500 W Convection Ring Element



HEF3050MU

LR: 6" @ 1,200 W	C: 6" @ 100 W Warming Element	RR: 6" @ 1,200 W
LF: 9"/6" @ 3,300 W		RF: 12"/9" @ 3,000 W

**NEW HEF3050MU**

**Stainless Steel**

**1,899 2,099**

Available Q1 2026

This price list supersedes all previous price lists. Prices listed herein do not include applicable state or local taxes.

Model Number	Description	MAP	MSRP
--------------	-------------	-----	------

800 Series

30" Electric Slide-In Range

- 2,000 W Convection Ring Element
  - 400 W Warming Drawer
  - 100 W Warm Zone
  - Temperature Conversion for Convection Cooking
  - 2-4 hr Time-Adjustable Self Clean
- 3 Standard Racks
  - Star-K Certified 100°-450° F
  - Rear Vent Trim Included
  - 2,000 W Convection Ring Element
  - Heavy-Duty Metal Knobs
  - 11 Specialized Cooking Modes
- Large Oven Capacity at 4.6 cu.ft.
  - Recessed 8-Pass 3,800 W Broil Element
  - Powerful 2,400 W 4-Pass Bake Element



HEI8056U

LR: 6" @ 1,200 W	C: 6" @ 100 W Warming Element	RR: 6" @ 1,200 W
LF: 9"/6" @ 3,000 W/1,400 W		RF: 9.5" @ 3,200 W

**HEI8056U**                      **Stainless Steel**    **2,599   2,899**



## SLIDE-IN RANGES—GAS

This price list supersedes all previous price lists. Prices listed herein do not include applicable state or local taxes.

Model Number	Description	MAP	MSRP
--------------	-------------	-----	------

### All Bosch Gas Slide-In Ranges Include the Following Features:

- The Bosch Slide-In Range Fits in Any Freestanding Range Cutout
- Extra Large Door Window
- Touch Control for Easier Operation of the Oven
- Standard Convection
- 5 Burners Add Flexibility to Your Cooking
- Kitchen Timer
- Sabbath Mode
- LP Conversion Kit Included
- Electrical Supply: 15 A

### 100 Series

#### 30" Gas Slide-In Range

- All-In-One Range with Air Fry
- Sleek Backlit UI Wakes Up When Prompted
- Modern Engraved Straight Handle Design
- Easy To Clean Porcelainized Surface
- 9 Specialized Cooking Modes
- Large 9,200 BTU Center Oval Burner
- 5,000 BTU Rear Simmer Burner
- Powerful 16,000 BTU Front Burner
- 2 Standard Racks
- Rapid Pre-Heat Brings the Oven Cavity to Temp Before You Can Finish Your Prep
- Self Clean & Steam-Assist Cleaning Modes
- Large oven capacity at 5.8 cu.ft.
- 18,000 BTU Hidden Bake Burner
- 13,000 BTU Broil Burner
- Storage Drawer



HGF1050MUC

LR: 5,000 BTU (NG)		RR: 5,000 BTU (NG)
LF: 16,000 BTU (NG)	C: 9,200 BTU (NG)	RF: 12,000 BTU (NG)

**HGF1050MUC**

**Stainless Steel**

**1,599 1,799**

### 300 Series

#### 30" Gas Slide-In Range

- All-In-One Range with Air Fry
- Sleek Backlit UI Wakes Up When Prompted
- Modern Engraved Straight Handle Design
- Easy To Clean Porcelainized Surface
- 12 Specialized Cooking Modes
- Large 9,200 BTU Center Oval Burner
- 5,000 BTU Rear Simmer Burner
- Powerful 18,000 BTU Front Burner
- 2 Standard Racks
- Rapid Pre-Heat Brings the Oven Cavity to Temp Before You Can Finish Your Prep
- Self Clean & Steam-Assist Cleaning Modes
- Large oven capacity at 5.8 cu.ft.
- 18,000 BTU Hidden Bake Burner
- 13,000 BTU Broil Burner
- Storage Drawer



HGF3050MUC

LR: 5,000 BTU (NG)		RR: 5,000 BTU (NG)
LF: 18,000 BTU (NG)	C: 9,200 BTU (NG)	RF: 12,000 BTU (NG)

**NEW HGF3050MUC Stainless Steel**

**1,999 2,199**

**Available Q1 2026**

## SLIDE-IN RANGES—GAS

This price list supersedes all previous price lists. Prices listed herein do not include applicable state or local taxes.

Model Number	Description	MAP	MSRP
--------------	-------------	-----	------

### 800 Series

#### 30" Gas Slide-In Range

- 400 W Warming Drawer
- Temperature Conversion for Convection Cooking
- 2–4 hr Time-Adjustable Self Clean
- 9 Specialized Cooking Modes
- Star-K Certified 100°–450°F
- Rear Vent Trim Included
- Heavy-Duty Metal Knobs
- Low-Profile Continuous Grate Design
- Stainless Steel Maintop
- Powerful 18,000 BTU Center Burner
- 3 Standard Racks
- Large Oven Capacity at 4.8 cu.ft.
- 18,000 BTU Bake Burner
- 12,500 BTU Broil Burner



HG18056UC



HG18046UC

LR: 5,000 BTU (NG)

LF: 10,000 BTU (NG)

C: 18,000 BTU (NG)

RR: 5,000 BTU (NG)

RF: 15,000 BTU (NG)

**HG18056UC**

**Stainless Steel**

**2,899 3,199**

**HG18046UC**

**Black Stainless Steel**

**3,099 3,449**

### Benchmark® Series

#### 30" Gas Slide-In Range

- 400 W Warming Drawer
- Temperature Conversion for Convection Cooking
- 2–4 hr Time-Adjustable Self Clean
- 9 Specialized Cooking Modes
- QuietClose® Door
- Star-K Certified 100°–450°F
- Rear Vent Trim Included
- Heavy-Duty Metal Knobs
- Low-Profile Continuous Grate Design
- Stainless Steel Maintop
- Temperature Probe
- A Full-Extension Telescopic Rack
- Temperature Probe
- Two Oven Lights
- Powerful 20,000 BTU Center Dual-Stacked Burner Designed for Faster Boiling and Low Simmer
- 1 Telescopic Rack, 2 Standard racks
- Large Oven Capacity at 4.8 cu.ft.
- 18,000 BTU Bake Burner
- 12,500 BTU Broil Burner



HGIP056UC

LR: 5,000 BTU (NG)

LF: 10,000 BTU (NG)

C: 20,000 BTU (NG)  
Dual-Stacked

RR: 5,000 BTU (NG)

RF: 15,000 BTU (NG)

**HGIP056UC**

**30" Gas Slide-In Range**

**3,249 3,599**

## SLIDE-IN RANGES—DUAL FUEL

This price list supersedes all previous price lists. Prices listed herein do not include applicable state or local taxes.

Model Number	Description	MAP	MSRP
--------------	-------------	-----	------

### All Bosch Dual-Fuel Slide-In Ranges Include the Following Features:

- The Bosch Slide-In Range Fits in Any Freestanding Range Cutout
- 400 W Warming Drawer
- Touch Control for Easier Operation of the Oven
- Temperature Conversion for Convection Cooking
- 2–4 hr Time-Adjustable Self Clean
- Extra Large Door Window
- Star-K Certified 100°–450°F
- Rear Vent Trim Included
- Heavy-Duty Metal Knobs
- Low-Profile Continuous Grate Design
- Stainless Steel Maintop
- 11 Specialized Cooking Modes
- 2,000 W Convection Ring Element
- Genuine European Convection
- Temperature Probe
- Fast Preheat™
- 5 Burners Add Flexibility to Your Cooking
- Large Oven Capacity at 4.6 cu.ft.
- Recessed 8-Pass 3,800 W Broil Element
- Powerful 2,400 W 4-Pass Bake Element
- LP Conversion Kit Included
- Electrical Supply: 30 A

### 800 Series

#### 30" Dual Fuel Slide-In Range

- Powerful 18,000 BTU Center Burner
- Two Oven Lights
- Kitchen Timer
- 3 Standard Racks

LR: 5,000 BTU (NG)		RR: 5,000 BTU (NG)
LF: 10,000 BTU (NG)	C: 18,000 BTU (NG)	RF: 15,000 BTU (NG)



**HDI8056U**

**Stainless Steel**

**3,299 3,649**

HDI8056U

### Benchmark® Series

#### 30" Dual Fuel Slide-In Range

- QuietClose® Door
- A Full-Extension Telescopic Rack
- Temperature Probe
- Two Oven Lights
- Kitchen Timer
- Powerful 20,000 BTU Center Dual-Stacked Burner Designed for Faster Boiling and Low Simmer
- 1 Telescopic Rack, 2 Standard racks

LR: 5,000 BTU (NG)		RR: 5,000 BTU (NG)
LF: 10,000 BTU (NG)	C: 20,000 BTU (NG) Dual-Stacked	RF: 15,000 BTU (NG)



HDIP056U

**HDIP056U**

**30" Dual-Fuel Slide-In Range**

**3,649 4,049**

This price list supersedes all previous price lists. Prices listed herein do not include applicable state or local taxes.












Model  
Number

Description








MAP

MSRP

## Accessories for Industrial Style Ranges






Accessories for Industrial Style Ranges					Induction		Gas				Dual Fuel													
					HIS8055U	30" SS	HIS8655U	36" SS	HGS8055UC	30" SS	HGS8045UC	30" BS	HGS8655UC	36" SS	HGS8645UC	36" BS	HDS8055U	30" SS	HDS8045U	30" BS	HDS8655U	36" SS	HDS8645U	36" BS
	<b>HEZ9GW23UC</b>	<b>Wok Ring for Industrial Style Range</b>	<b>69</b>	<b>79</b>					•	•	•	•	•	•	•	•	•	•	•	•	•	•	•	•
	<b>HEZ8YZ30UC</b>	<b>9" Low Backguard for 30" Industrial Style Range, Black Stainless Steel</b>	<b>229</b>	<b>259</b>							•							•						
	<b>HEZ8YZ36UC</b>	<b>9" Low Backguard for 36" Industrial Style Range, Black Stainless Steel</b>	<b>239</b>	<b>269</b>											•								•	
	<b>HEZ9YZ30UC</b>	<b>9" Low Backguard for 30" Industrial Style Range, Stainless Steel</b>	<b>179</b>	<b>199</b>		•		•									•							
	<b>HEZ9YZ36UC</b>	<b>9" Low Backguard for 36" Industrial Style Range, Stainless Steel</b>	<b>189</b>	<b>209</b>			•				•									•				
	<b>HEZ8ZZ30UC</b>	<b>3" Rear Vent Trim Extension for 30" Industrial Style Range, Black Stainless Steel</b>	<b>139</b>	<b>159</b>						•								•						
	<b>HEZ8ZZ36UC</b>	<b>3" Rear Vent Trim Extension for 36" Industrial Style Range, Black Stainless Steel</b>	<b>139</b>	<b>159</b>											•								•	
	<b>HEZ9ZZ30UC</b>	<b>3" Rear Vent Trim Extension for 30" Industrial Style Range, Stainless Steel</b>	<b>119</b>	<b>139</b>		•		•									•							
	<b>HEZ9ZZ36UC</b>	<b>3" Rear Vent Trim Extension for 36" Industrial Style Range, Stainless Steel</b>	<b>119</b>	<b>139</b>			•				•									•				
	<b>HEZ8YZ04UC</b>	<b>Side Panel Extension Kit for Industrial Style Range, Black Stainless Steel</b> <b>Provides full side coverage extending to rear of range</b>	<b>99</b>	<b>109</b>							•			•				•					•	
	<b>HEZ9YZ04UC</b>	<b>Side Panel Extension Kit for Industrial Style Range, Stainless Steel</b> <b>Provides full side coverage extending to rear of range</b>	<b>89</b>	<b>99</b>		•	•	•			•						•			•				

This price list supersedes all previous price lists. Prices listed herein do not include applicable state or local taxes.

Model Number	Description	MAP	MSRP								
Accessories for Industrial Style Ranges				Induction		Gas		Dual Fuel			
				HIS8055U	30" SS	HIS8655U	36" SS	HGS8055UC	30" SS	HGS8045UC	30" BS
								HGS8655UC	36" SS	HGS8645UC	36" BS
								HDS8055U	30" SS	HDS8045U	30" BS
								HDS8655U	36" SS	HDS8645U	36" BS
	<b>HEZ8TK30UC</b>	Range Toe Kick 30", Black Stainless Steel	229 259					•		•	
	<b>HEZ8TK36UC</b>	Range Toe Kick 36", Black Stainless Steel	249 279						•		•
	<b>HEZ9TK30UC</b>	Range Toe Kick 30", Stainless Steel	219 249	•		•			•		
	<b>HEZ9TK36UC</b>	Range Toe Kick 36", Stainless Steel	239 269		•		•			•	
	<b>HEZ8LLUC</b>	Range Feet Premium 30"/36", Black Stainless Steel-Set of 4	149 169					•	•	•	•
	<b>HEZ9LLUC</b>	Range Feet Premium 30"/36", Stainless Steel-Set of 4	79 89	•	•	•		•	•	•	
	<b>12029918</b>	Telescopic Extension Rails See Cleaners & Accessories for price Industrial Style Ranges, Wire rack not included.		•	•	•	•	•	•	•	•

## ACCESSORIES

This price list supersedes all previous price lists. Prices listed herein do not include applicable state or local taxes.

Model Number	Description	MAP	MSRP	800 Series Benchmark			
Accessories for Slide-In Ranges				Induction	Electric	Gas	Dual Fuel
	<b>HEZ298102</b> Wok Ring—Attaches to Grates	69	79			•	
	<b>HEZTR301</b> Gliding Telescopic Rack	279	309	•	•	•	•
	<b>HEZBS301</b> 4" Low Back Accessory for Radiant and Induction Slide-In Ranges	249	279	•	•		
	<b>HGZBS301</b> 4" Low Back Accessory for Gas Slide-In Ranges	219	249			•	
	<b>HGZIT301</b> Island Trim Accessory for Use in Gas Range Island Applications	219	249			•	

## OVER-THE-RANGE MICROWAVES

This price list supersedes all previous price lists. Prices listed herein do not include applicable state or local taxes.

Model Number	Description	MAP	MSRP
<b>All Bosch Over-the-Range Microwaves Include the Following Features:</b>			
• Design-Matched for Use in Combination with Bosch Range or Cooktop	• Installation for Recirculation or Outside Venting		• Convenient Kitchen Timer
• Exclusive Stainless Steel Handle	• Reheat Setting		• Easily Adds 30 Seconds to Cooking Time
• Easy to Read White LCD Display	• Potato Program		• 10 Microwave Power Levels
• Easy to Use Touch Control	• Automatic Defrost		• Plugs into Standard 110 V, 3-Prong Outlet
• Side-Hinged Door Allows Full Access to Microwave Cavity	• Popcorn Program		
	• Timer with Cook Time and Automatic Shut Off Function		

### 100 Series

#### 30" Over-the-Range Microwave

- Stainless Steel Colored Vent Grid
- Large 13  $\frac{5}{8}$ " Glass Turntable
- Two Surface Lights for Bright Cooktop Illumination
- 1.7 cu.ft. Large Cavity Capacity
- Three-Speed Vent with up to 300 CFM Power



HMV1055U

**HMV1055U**

**30" Stainless Steel**

**629**

**699**

### 300 Series

#### 30" Over-the-Range Microwave

- Stainless Steel Colored Vent Grid
- Large 13  $\frac{5}{8}$ " Glass Turntable
- Two Surface Lights for Bright Cooktop Illumination
- 1.7 cu.ft. Large Cavity Capacity
- Three-Speed Vent with up to 300 CFM Power



HMV3055U

**NEW HMV3055U**

**30" Stainless Steel**

**649**

**749**

### 500 Series

#### 30" Over-the-Range Microwave

- Easy-Clean Stainless Steel Vent Cover
- Large 14  $\frac{3}{16}$ " Glass Turntable
- Two LED Lights for Bright Cooktop Illumination
- 2.1 cu.ft. Large Cavity Capacity
- 8 Sensor Programs
- Four-Speed Vent with up to 385 CFM Power



HMV5053U

**HMV5053U**






**30" Stainless Steel**

**699**

**799**

## OVER-THE-RANGE MICROWAVES/DRAWER MICROWAVES





*This price list supersedes all previous price lists. Prices listed herein do not include applicable state or local taxes.*

Model Number	Description	MAP	MSRP	
				<b>800 Series</b>
<b>30" Over-the-Range Convection Microwave</b>				
<ul style="list-style-type: none"> <li>• Easy-Clean Stainless Steel Vent Cover</li> <li>• 1.9 cu.ft. Large Cavity Capacity</li> </ul>		<ul style="list-style-type: none"> <li>• Large 14 <sup>3</sup>/<sub>16</sub>" Glass Turntable</li> <li>• 8 Sensor Programs</li> <li>• Four-Speed Vent with up to 385 CFM Power</li> </ul>		<ul style="list-style-type: none"> <li>• Two LED Lights for Bright Cooktop Illumination</li> <li>• Convection Cooking</li> <li>• Full Stainless Steel Cavity</li> </ul>
<b>HMV8045U</b>	<b>30" Black Stainless Steel</b>	<b>1,149</b>	<b>1,299</b>	
<b>HMV8054U</b>	<b>30" Stainless Steel</b>	<b>999</b>	<b>1,099</b>	
				<b>Benchmark® Series</b>
<b>30" Over-the-Range Convection Microwave</b>				
<ul style="list-style-type: none"> <li>• Easy-Clean Stainless Steel Vent Cover</li> <li>• 1.9 cu.ft. Large Cavity Capacity</li> </ul>		<ul style="list-style-type: none"> <li>• Large 14 <sup>3</sup>/<sub>16</sub>" Glass Turntable</li> <li>• 8 Sensor Programs</li> <li>• Four-Speed Vent with up to 385 CFM Power</li> </ul>		<ul style="list-style-type: none"> <li>• Two 30 W LED Lights for Bright Cooktop Illumination</li> <li>• Convection Cooking</li> <li>• Full Stainless Steel Cavity</li> <li>• Heavy-Duty Mesh Ventilation Filter</li> <li>• Triple Distribution System</li> </ul>
<b>HMVP054U</b>	<b>30" Stainless Steel</b>	<b>1,149</b>	<b>1,299</b>	
<b>Discontinues December</b>				
				<b>800 Series</b>
<b>24" and 30" Drawer Microwave</b>				
<ul style="list-style-type: none"> <li>• New hidden control panel; opens for enhanced visibility</li> <li>• Home Connect® allows for remote monitoring and control the drawer microwave with Wi-Fi Connectivity</li> </ul>		<ul style="list-style-type: none"> <li>• 1.2 cu.ft. overall capacity</li> <li>• Microwave Power 950 W</li> <li>• 10 Power Levels</li> <li>• Opens and Closes through Touch Control</li> <li>• Can Be Installed Flush</li> </ul>		 
<b>HMD8454UC</b>	<b>24" Drawer Microwave</b>	<b>2,099</b>	<b>2,349</b>	<b>HMD8454UC</b>
<b>HMD8054UC</b>	<b>30" Drawer Microwave</b>	<b>2,199</b>	<b>2,449</b>	



## BUILT-IN MICROWAVES

This price list supersedes all previous price lists. Prices listed herein do not include applicable state or local taxes.

Model Number	Description	MAP	MSRP	
				<b>800 Series</b>
<b>24" Built-in Microwave with Side Swing Door and Trim Kit Accessory in 27" or 30"</b>				
<ul style="list-style-type: none"> <li>Glass touch controls with white display</li> <li>2.1 cu.ft. overall capacity</li> <li>16 ½" Glass Turntable</li> <li>Microwave Power 1,200 W</li> <li>10 Power Levels</li> <li>Sensor Cooking</li> </ul>				 <p>HMB30155UC w/ HMT5055</p>
<b>HMB30155UC</b>	<b>24" Microwave, Stainless Steel</b>	<b>749</b>	<b>849</b>	
<b>HMT5755</b>	<b>27" Built-In Trim Kit Standard Microwave, Stainless Steel</b>	<b>299</b>	<b>329</b>	 <p>HMB30155UC w/ HMT5755</p>
Discontinues December (HMT5755)				
<b>HMT5055</b>	<b>30" Built-In Trim Kit Standard Microwave, Stainless Steel</b>	<b>299</b>	<b>329</b>	
<b>27" and 30" Built-In Microwave Touch Control with Drop Down Door</b>				
<ul style="list-style-type: none"> <li>LCD Display and LED Light</li> <li>1.6 cu.ft. Overall Capacity</li> <li>14 ⅞" Glass Turntable</li> <li>Microwave Power: 950 W</li> <li>10 Power Levels</li> <li>Sensor Cooking</li> <li>Sensor Reheat</li> <li>No Trim Kit Required</li> <li>Plugs into a Standard 120 V, 3-Prong Outlet</li> </ul>				 <p>HMB57152UC</p>
<b>HMB57152UC</b>	<b>27" Microwave, Stainless Steel</b>	<b>1,599</b>	<b>1,799</b>	
Discontinues December				
<b>HMB50152UC</b>	<b>30" Microwave, Stainless Steel</b>	<b>1,549</b>	<b>1,749</b>	 <p>HMB50152UC</p>

## SPEED OVENS

This price list supersedes all previous price lists. Prices listed herein do not include applicable state or local taxes.

Model Number	Description	MAP	MSRP
<b>All Bosch Speed Ovens Include the Following Features:</b>			
• 1.6 cu.ft. Overall Capacity	• 1,000 W Microwave		• Stainless Steel Cooking Interior
• Nine SpeedChef® Cooking Cycles	• 1,750 W Broil Element		• Cut-resistant Metal Turntable and Separate Ceramic Cooking Tray
• Convection Broil and Convection Bake Modes	• 600 W Bake Element		• Multi-Use Oven Rack
• Seven Auto Sensor Microwave Cycles	• 1,700 W Convection Element		• Wall or Under Counter Approved Installation (HMC54151UC cannot be installed under a cooktop)
	• Kitchen Timer and Panel Lock Setting		

### 500 Series

#### 24" Speed Oven

- Cooks Faster than a Traditional Oven and Can Also Be Used as a Microwave
- Electrical Connection – 120 V NEMA 5-20 3-Prong Plug
- Electric Load – 20 A



HMC54151UC

<b>HMC54151UC</b>	<b>24" 120 V Speed Oven, Stainless Steel</b>	<b>2,099</b>	<b>2,349</b>
-------------------	--	--------------	--------------

### 800 Series

#### 27" and 30" Speed Ovens

- Cooks Faster than a Traditional Oven and Can Also Be Used as a Microwave
- LCD Display and LED Light
- Electrical Connection – 120 V NEMA 5-20 3-Prong Plug for HMC80152UC and HMC87152UC; 240 V Direct Wire for HMC80252UC and HMC80242UC
- Electric Load – 20 A



HMC87152UC

<b>HMC87152UC</b>	<b>27" 120 V Speed Oven, Stainless Steel</b>	<b>2,199</b>	<b>2,449</b>
-------------------	--	--------------	--------------

Discontinues December



HMC80152UC

<b>HMC80252UC</b>	<b>30" 240 V Speed Oven, Stainless Steel</b>	<b>2,549</b>	<b>2,849</b>
-------------------	--	--------------	--------------

<b>HMC80242UC</b>	<b>30" 240 V Speed Oven, Black Stainless Steel</b>	<b>2,599</b>	<b>2,899</b>
-------------------	--	--------------	--------------

<b>HMC80152UC</b>	<b>30" 120 V Speed Oven, Stainless Steel</b>	<b>2,199</b>	<b>2,449</b>
-------------------	--	--------------	--------------



HMC80242UC

### Benchmark® Series

#### 30" Speed Oven Touch Control with TFT Display

- Electrical Connection: 240 V Direct Wire
- Electric Load – 16 A
- Installs in Horizontal Configuration Paired with 30" Bosch Single Wall Ovens and Warming Drawers



HMCP0252UC

<b>HMCP0252UC</b>	<b>30" Stainless Steel</b>	<b>2,749</b>	<b>3,049</b>
-------------------	----------------------------	--------------	--------------

*This price list supersedes all previous price lists. Prices listed herein do not include applicable state or local taxes.*

Model Number	Description	MAP	MSRP
--------------	-------------	-----	------

## All Bosch 500 Series 24" Built-In Ovens Include the Following Features:

- Oven Is Perfect for Kitchens with a Smaller Footprint
- Designed to Be Installed Flush with Your Cabinetry
- Telescopic Extension Rail
- Knob Control
- Halogen Light to Better Monitor Cooking Progress
- Genuine European Convection Ensures Even Cooking and Baking Results on Multiple Racks
- 10 Oven Modes
- Custom Cooking Modes: Pie, Frozen Foods, Defrost, Warm, and Broil Plus
- 8-Pass Broil Element
- The DualClean® System Uses the Cavity Coating and Heat to Burn Off Most Grease
- Timer with Cook Time and Delay Start Function
- Kitchen Timer
- Capacity at 2.8 cu.ft.

## 500 Series

### 24" Single Wall Oven, European Convection

**HBE5453UC**

**24" Stainless Steel**

**2,299 2,549**



HBE5453UC

## BUILT-IN OVENS

*This price list supersedes all previous price lists. Prices listed herein do not include applicable state or local taxes.*

Model Number	Description	MAP	MSRP
--------------	-------------	-----	------

### All Bosch 500 Series 30" Built-In Ovens Include the Following Features:

- Heavy-Duty Metal Knobs for a Premium Look and Feel
- Compatible with Most Existing Cut-Outs
- Designed to Be Installed Flush with Your Cabinetry
- 2, 3, and 5-Hour Self-Clean Cycles
- Kitchen Timer
- Extra Large Door Window for Easy Monitoring of Cooking Process
- Star-K Certified 100°–450°F
- Large Capacity at 4.6 cu.ft.
- Recessed 12-Pass Broil Element for Increased Capacity and Performance

### 500 Series

#### 30" Single Wall Ovens, Thermal Cooking

- Thermal Cooking with Bake, Broil, Roast, and Warm
- 5 Oven Modes
- One Oven Light

**HBL5351UC**

**30" Stainless Steel**

**2,299 2,549**



HBL5351UC

#### 30" Single Wall Oven, European Convection

- Genuine European Convection
- 11 Oven Modes
- Custom Cooking Modes: Pizza, Pie, Warm and Proof
- Temperature Conversion for Convection Cooking
- One Oven Light

**HBL5451UC**

**30" Stainless Steel**

**2,799 3,099**



HBL5451UC

This price list supersedes all previous price lists. Prices listed herein do not include applicable state or local taxes.

Model Number	Description	MAP	MSRP
--------------	-------------	-----	------

## 500 Series

### 30" Single Wall Oven SideOpening Door, European Convection

- SideOpening Door Offers Better Ergonomic Access to the Oven Cavity
- Genuine European Convection
- 11 Oven Modes
- Custom Cooking Modes: Pizza, Pie, Warm and Proof
- Temperature Conversion for Convection Cooking
- Two Oven Lights



**HBL5455RUC**      **500 Stainless Steel, Right SideOpening Door**      **2,999**   **3,299**

HBL5455RUC

**HBL5455LUC**      **500 Stainless Steel, Left SideOpening Door**      **2,999**   **3,299**



HBL5455LUC

### 30" Double Wall Oven, European Convection (Upper Cavity)

- Genuine European Convection in Upper Oven
- 11 Upper Oven Modes
- Custom Cooking Modes Upper Oven: Pizza, Pie, Warm and Proof
- Thermal Cooking with Bake, Broil, Roast and Warm in Lower Oven
- Temperature Conversion for Convection Cooking in Upper Oven
- One Oven Light



**HBL5651UC**      **30" Stainless Steel**      **3,999**   **4,399**

HBL5651UC

### 30" Microwave Combination Oven

- Combination Oven Featuring a Microwave and Wall Oven with Stainless Steel Knobs
- 1.6 cu.ft. Capacity Microwave with Drop Down Door and LCD Display
- Genuine European Convection in Lower Oven
- One Oven Light



**HBL57M52UC**      **30" Stainless Steel**      **4,299**   **4,749**

HBL57M52UC

This price list supersedes all previous price lists. Prices listed herein do not include applicable state or local taxes.

Model Number	Description	MAP	MSRP
--------------	-------------	-----	------

## 500 Series

### 30" Speed Combination Oven

- Combination Oven Featuring a Speed Oven and Wall Oven with Heavy-Duty Metal Knobs
- The Upper Speed Oven Functions as a Microwave and Convection Oven So You Have Flexible Cooking Options
- Speed Oven:* For Additional Details Please Review SKU HMC80152UC page 6-4
- Genuine European Convection in Lower Oven
- One Oven Light

**HBL5754UC**

**30" Stainless Steel**

**4,999 5,499**



HBL5754UC

### All Bosch 800 Series Built-In Ovens Include the Following Features:

- QuietClose® Door
- A Full-Extension Telescopic Rack
- Designed to Be Installed Flush with Your Cabinetry
- Compatible with Most Existing Cut-Outs
- 11 Oven Modes
- Custom Cooking Modes: Pizza, Pie, Warm and Proof
- Genuine European Convection
- Temperature Conversion for Convection Cooking
- Touch Control with SteelTouch™ Buttons Makes Operating the Oven Easier
- Temperature Probe Takes Guesswork Out of Cooking
- Fast Preheat™ Reduces Preheat Time
- 2, 3, and 4-Hour Self-Clean Cycles
- Two Oven Lights
- Timer with Cook Time and Delay Start Function
- Extra Large Door Window for Easy Monitoring of Cooking Process
- Star-K Certified 100°–450°F
- Large Capacity at 4.6 cu.ft.
- Recessed 12-Pass Broil Element for Increased Capacity and Performance

## 800 Series

### 27" Single Wall Oven

- Recessed 8-Pass Broil Element for Increased Capacity and Safety

**HBN8451UC**

**27" Single Wall Oven, Stainless Steel**

**3,399 3,749**










HBN8451UC

**Discontinues December**




## BUILT-IN OVENS

This price list supersedes all previous price lists. Prices listed herein do not include applicable state or local taxes.

Model Number	Description	MAP	MSRP	
<b>800 Series</b>				
<b>30" Single Wall Ovens</b>				
<ul style="list-style-type: none"> <li>Home Connect® Features. Remotely Monitor and Control the Wall Oven with Wi-Fi Connectivity</li> </ul>				
<b>HBL8443UC</b>	<b>30" Single Wall Oven, Black Stainless Steel</b>	<b>3,499</b>	<b>3,849</b>	 HBL8443UC 
<b>30" Single Wall Oven</b>				
<ul style="list-style-type: none"> <li>The Bosch Wall Oven Combines Your Favorite Tools into One Appliance. It's an Air Fryer, Convection Oven, Roaster, Dough Proofer and More</li> <li>Air Fry Mode Quickly Cooks Foods to Crisp Perfection without Added Oil</li> <li>Home Connect® Features. Remotely Monitor and Control the Wall Oven with Wi-Fi Connectivity</li> </ul>				
<b>HBL8454UC</b>	<b>30" Single Wall Oven, Stainless Steel with Air Fry</b>	<b>3,399</b>	<b>3,749</b>	 HBL8454UC 
<b>30" Double Wall Oven</b>				
<ul style="list-style-type: none"> <li>11 Upper Oven Modes</li> <li>5 Lower Oven Modes</li> <li>Genuine European Convection in Upper Oven</li> <li>Thermal Cooking with Bake, Broil, Roast and Warm in Lower Oven</li> </ul>				
  				
	HBN8651UC	HBL8651UC	HBL8642UC	
<b>HBN8651UC</b>	<b>27" Stainless Steel</b>	<b>4,599</b>	<b>5,099</b>	
Discontinues December				
<b>HBL8651UC</b>	<b>30" Stainless Steel</b>	<b>4,599</b>	<b>5,099</b>	
<b>HBL8642UC</b>	<b>30" Black Stainless Steel</b>	<b>4,799</b>	<b>5,299</b>	

## BUILT-IN OVENS

This price list supersedes all previous price lists. Prices listed herein do not include applicable state or local taxes.

Model Number	Description	MAP	MSRP
800 Series			
30" Microwave Combination Oven			
<ul style="list-style-type: none"><li>Home Connect® Features. Remotely Monitor and Control the Lower Wall Oven with Wi-Fi Connectivity</li><li>Combination Oven Featuring a Microwave and Wall Oven with Touch Control</li></ul>		<ul style="list-style-type: none"><li>1.6 cu.ft. Capacity Microwave with Drop Down Door and LCD Display</li><li>11 Lower Oven Modes</li></ul>	
HBL87M53UC	30" Stainless Steel	4,849	5,349
		<div><div>HBL87M53UC</div></div>	
30" Speed Combination Oven			
<ul style="list-style-type: none"><li>Home Connect® Features. Remotely Monitor and Control the Lower Wall Oven with Wi-Fi Connectivity</li><li>Combination Oven Featuring a Speed Oven and Wall Oven with Touch Control</li><li>Speed Oven Cooks Faster than a Traditional Oven</li></ul>		<ul style="list-style-type: none"><li>Speed Oven: For Additional Details Please Review SKU HMC80252UC (page 6-4)</li><li>11 Lower Oven Modes</li></ul>	
		<div><div><div><div>HBL8753UC</div></div><div><div>HBL8743UC</div></div></div></div>	
HBL8753UC	30" Combo, Stainless Steel	5,799	6,399
HBL8743UC	30" Combo, Black Stainless Steel	5,999	6,599



This price list supersedes all previous price lists. Prices listed herein do not include applicable state or local taxes.

Model Number	Description	MAP	MSRP
<b>All Bosch Benchmark® Series Built-In Ovens Include the Following Features:</b>			
<ul style="list-style-type: none"> <li>• QuietClose® Door Dampened Hinges Softly and Quietly Guide the QuietClose® Door Shut</li> <li>• The Color TFT Control Panel with SteelTouch™ Buttons Is Easy to Use</li> <li>• A Full-Extension Telescopic Rack Offers Safe Access to the Oven Cavity</li> <li>• Designed to Be Installed Flush with Your Cabinetry</li> <li>• Compatible with Most Existing Cut-Outs</li> <li>• 13 Specialized Cooking Modes – Gourmet Cooking Made Easy</li> <li>• Custom Cooking Programs: No-Preheat Frozen Food Mode, Pizza, Pie, Warm and Proof</li> <li>• Genuine European Convection</li> <li>• Temperature Conversion for Convection Cooking</li> <li>• Fast Preheat™ Reduces Preheat Time</li> <li>• 2, 3, and 4-Hour Self-Clean Cycles</li> <li>• EcoChef Mode – Remaining Heat in Cavity Finishes Cooking Process</li> <li>• AutoProbe Takes the Guesswork Out of Cooking</li> <li>• Two Halogen Lights Provide Superior Cavity Illumination</li> <li>• Timer with Cook Time and Delay Start Function</li> <li>• Extra Large Door Window for Easy Monitoring of Cooking Process</li> <li>• Star-K Certified 100°–450°F</li> <li>• Two Separate Time Intervals Can Be Programmed</li> <li>• Large Capacity at 4.6 cu.ft.</li> </ul>			

## Benchmark® Series

### 30" Single Wall Oven SideOpening Door

- SideOpening Door Offers Better Ergonomic Access to the Oven Cavity
- Recessed 12-Pass Broil Element for Increased Capacity and Performance



HBLP451RUC



HBLP451LUC

<b>HBLP451RUC</b>	<b>30" Stainless Steel, Right SideOpening Door</b>	<b>3,899</b>	<b>4,299</b>
<b>HBLP451LUC</b>	<b>30" Stainless Steel, Left SideOpening Door</b>	<b>3,899</b>	<b>4,299</b>

### 30" Single Wall Oven

- The Bosch Wall Oven Combines Your Favorite Tools into One Appliance. It's an Air Fryer, Convection Oven, Roaster, Dough Proofer and More
- Air Fry Mode Quickly Cooks Foods to Crisp Perfection without Added Oil



<b>HBLP454UC</b>	<b>30" Single Wall Oven, Stainless Steel with Air Fry</b>	<b>3,699</b>	<b>4,099</b>	<b>HBLP454UC</b>
------------------	---	--------------	--------------	------------------

## BUILT-IN OVENS

This price list supersedes all previous price lists. Prices listed herein do not include applicable state or local taxes.

Model Number	Description	MAP	MSRP
--------------	-------------	-----	------

### Benchmark® Series

#### 30" Double Wall Oven SideOpening Door

- SideOpening Door Offers Better Ergonomic Access to the Oven Cavity
- AutoProbe in the Upper Oven Takes the Guesswork Out of Cooking
- Recessed 12-Pass Broil Element for Increased Capacity and Performance



HBLP651RUC



HBLP651LUC



HBLP651UC

<b>HBLP651RUC</b>	<b>30" Stainless Steel, Right SideOpening Door</b>	<b>5,949</b>	<b>6,549</b>
<b>HBLP651LUC</b>	<b>30" Stainless Steel, Left SideOpening Door</b>	<b>5,949</b>	<b>6,549</b>
<b>HBLP651UC</b>	<b>30" Stainless Steel</b>	<b>5,149</b>	<b>5,699</b>

### Benchmark® Series

#### 30" Speed Combination Oven with TFT Display

- Combination Oven Featuring a Speed Oven
- Speed Oven Cooks Faster than a Traditional Oven
- *Speed Oven*: For Additional Details Please Review SKU HMCP0252UC (page 6-4)
- Recessed 12-Pass Broil Element for Increased Capacity and Performance

<b>HBLP752UC</b>	<b>30" Stainless Steel</b>	<b>6,249</b>	<b>6,899</b>
------------------	----------------------------	--------------	--------------



HBLP752UC

## WARMING DRAWERS/ACCESSORIES

This price list supersedes all previous price lists. Prices listed herein do not include applicable state or local taxes.

Model Number	Description	MAP	MSRP
--------------	-------------	-----	------

### 500 Series

#### 30" Warming Drawers


- Keeps Meals Hot and Is Designed to Match the Perfectly Flush Fit of a Bosch Wall or Speed Oven
- 3 Settings to Keep Meals Hot and Ready to Serve
- Installs Vertically under Bosch Wall or Speed Oven
- Matches Bosch Built-In Products
- Install Either Flush or Proud
- 450 W Heating Element Concealed Below Drawer
- Special Dough Proofing Mode
- Sturdy Ball Bearing Telescopic Rails for Smooth Opening
- Star-K Certified
- 1 Hour Automatic Shut Off Function with Adjustable Timer
- 2.2 cu.ft. Large Cavity
- Lower Side Walls Allow Easy Loading and Unloading of Drawer



HWD5051UC

**HWD5051UC**      **30" Stainless Steel**      **1,599   1,799**

#### Accessories for Ovens

				30" Single Wall Ovens	30" Double Wall Ovens
	<b>Ball Bearing Telescopic Rack</b> Ball Bearing Full Extension Telescopic Racks • Adjustable to All Rack Support Levels • Convenient Handling • Easy to Operate • Available as Separate Accessory for Even More Convenience <b>HEZTR301</b> <b>30" Telescopic Rack</b>	<b>279</b>	<b>309</b>	•	•

This price list supersedes all previous price lists. Prices listed herein do not include applicable state or local taxes.

Model Number	Description	MAP	MSRP
--------------	-------------	-----	------

### All Bosch Induction Cooktops Include the Following Features:

- Fast And Efficient, Boil Water Two Times Faster
- Easy To Clean Premium Glass
- SpeedBoost® Adds a Boost of Power to an Element
- Precise Temperature Control
- Childproof Panel Lock

### 500 Series

#### 30" Induction Cooktop

- An 11" Heating Element Offers 3,600 W of Power
- 30 A Breaker

LR: 9" @ 2,200 W/3,600 W (SpeedBoost®)	RR: 11" @ 2,600 W/3,600 W (SpeedBoost®)
LF: 6" @ 1,400 W/2,200 W (SpeedBoost®)	RF: 6" @ 1,400 W/2,200 W (SpeedBoost®)



NIT5060UC

**NIT5060UC**

**30" Induction, Black, Stainless Steel Frameless**

**2,099 2,349**

Discontinues December

#### 36" Induction Cooktop

- Dual 12" Heating Element Offers 5,400 W of Power
- 40 A Breaker

LR: 7" @ 1,800 W/3,100 W (SpeedBoost®)	C: 12"/9" @ 3,600 W/5,400 W (SpeedBoost®)/ 2,200 W/3,300 W (SpeedBoost®)	RR: 6" @ 1,400 W/2,200 W (SpeedBoost®)
LF: 7" @ 1,800 W/3,100 W (SpeedBoost®)		RF: 9" @ 2,200 W/3,600 W (SpeedBoost®)



NIT5660UC

**NIT5660UC**

**36" Induction, Black, Stainless Steel Frameless**

**2,499 2,749**

Discontinues December

#### 30" Induction Cooktop

- Home Connect®
- An 11" Heating Element Offers 3,600 W of Power
- PreciseSelect®
- 30 A Breaker

LR: 9" @ 2,200 W/3,600 W (SpeedBoost®)	RR: 11" @ 2,600 W/3,600 W (SpeedBoost®)
LF: 6" @ 1,400 W/2,200 W (SpeedBoost®)	RF: 6" @ 1,400 W/2,200 W (SpeedBoost®)



NIT5063UC

**NEW NIT5063UC**

**30" Induction, Black, Frameless**

**2,099 2,349**

#### 36" Induction Cooktop

- Home Connect®
- Triple-Ring 13" Heating Element Accommodates Multiple-Size Pans with Three Diameter Sizes
- PreciseSelect®
- 40 A Breaker

LR: 7" @ 1,800 W/3,100 W (SpeedBoost®)	C: 9"/11"/13" @ 2,200 W/3,600 W (SpeedBoost®) 2,600 W/3,600 W (SpeedBoost®) 3,300 W/3,600 W (SpeedBoost®)	RR: 6" @ 1,400 W/2,200 W (SpeedBoost®)
LF: 7" @ 1,800 W/3,100 W (SpeedBoost®)		RF: 9" @ 2,200 W/3,600 W (SpeedBoost®)



NIT5663UC

**NEW NIT5663UC**

**36" Induction, Black, Frameless**

**2,499 2,749**

This price list supersedes all previous price lists. Prices listed herein do not include applicable state or local taxes.

Model Number	Description	MAP	MSRP
--------------	-------------	-----	------

## 800 Series

**24" Induction Cooktop**

- Home Connect®
- AutoChef®
- An 11" Heating Element Offers 3,600 W of Power
- PreciseSelect®
- Hood Control with Home Connect® Enabled Ventilation
- 30 A Breaker



NIT8461UC

LR: 11" @ 2,600 W/3,600 W (SpeedBoost®)	RR: 7" @ 1,800 W/3,100 W (SpeedBoost®)
	RF: 6" @ 1,400 W/2,200 W (SpeedBoost®)

**NIT8461UC****24" Induction, Black, Frameless****1,999 2,199****30" Induction Cooktop**

- Home Connect®
- AutoChef®
- An 11" Heating Element Offers 3,600 W of Power
- PreciseSelect®
- Hood Control with Home Connect® Enabled Ventilation
- 30 A Breaker



NIT8061UC

LR: 9" @ 2,200 W/3,600 W (SpeedBoost®)	RR: 11" @ 2,600 W/3,600 W (SpeedBoost®)
LF: 6" @ 1,400 W/2,200 W (SpeedBoost®)	LF: 6" @ 1,400 W/2,200 W (SpeedBoost®)

**NIT8061UC****30" Induction, Black, Frameless****2,549 2,849****36" Induction Cooktop**

- Home Connect®
- AutoChef®
- Triple-Ring 13" Heating Element Accommodates Multiple-Size Pans with Three Diameter Sizes
- PreciseSelect®
- Hood Control with Home Connect® Enabled Ventilation
- 40 A Breaker



NIT8661UC

LR: 7" @ 1,800 W/3,100 W (SpeedBoost®)	C: 9"/11"/13" @ 2,200 W/3,600 W (SpeedBoost®) 2,600 W/3,600 W (SpeedBoost®) 3,300 W/3,600 W (SpeedBoost®)	RR: 6" @ 1,400 W/2,200 W (SpeedBoost®)
LF: 7" @ 1,800 W/3,100 W (SpeedBoost®)		RF: 9" @ 2,200 W/3,600 W (SpeedBoost®)


**NIT8661UC****36" Induction, Black, Frameless****2,999 3,299**

This price list supersedes all previous price lists. Prices listed herein do not include applicable state or local taxes.			
Model Number	Description	MAP	MSRP

Benchmark® Series

30" Induction Cooktop

- Home Connect®
  - AutoChef®
  - An 11" Heating Element Offers 3,600 W of Power
- Hood Control Hood Control with Home Connect® Enabled Ventilation
  - FlexInduction® Can Combine Two Cooking Zones into One Continuous Surface
- PowerMove™ Divides FlexInduction® Into 3 Preset Power Level Zones—Simply Move Your Pot to Change the Power Level
  - 30 A Breaker




NITP060UC



NITP060UC	30" Induction, Black, Frameless	2,999	3,299
-----------	---------------------------------	-------	-------

36" Induction Cooktop

- Home Connect®
  - AutoChef®
  - Dual 12" Heating Element with Powerful 3,600 W
- Hood Control with Home Connect® Enabled Ventilation
  - FlexInduction® Can Combine Two Cooking Zones into One Continuous Surface
- PowerMove™ Divides FlexInduction® Into 3 Preset Power Level Zones—Simply Move Your Pot to Change the Power Level
  - 50 A Breaker



NITP660UC



Full Zone: 14" x 8" @ 3,300 W / 3,600 W (SpeedBoost®)	LR: 7" x 8" @ 2,200 W/3,600 W (SpeedBoost®)	C: 12"/9" @ 3,400 W/3,600 W (SpeedBoost®) 2,200 W/3,300 W (SpeedBoost®)	RR: 7" x 8" @ 2,200 W/3,600 W (SpeedBoost®)	Full Zone: 14" x 8" @3,300 W / 3,600 W (SpeedBoost®)
	LF: 7" x 8" @ 2,200 W/3,600 W (SpeedBoost®)		RF: 7" x 8" @ 2,200 W/3,600 W (SpeedBoost®)	

NITP660UC	36" Induction Cooktop, Black, Frameless	3,599	3,999
-----------	---	-------	-------

*This price list supersedes all previous price lists. Prices listed herein do not include applicable state or local taxes.*

Model Number	Description	MAP	MSRP
--------------	-------------	-----	------

**All Bosch Radiant Cooktops Include the Following Features:**

- Current and Residual Heat Indication for Each Element
- Easy to Clean Premium Glass
- Dual-Ring Heating Element for Multiple Pan Sizes

**500 Series**
**24" Knob Control, Frameless Design**

- 4 Elements
- Knob Controls for Precision Cooking
- 8" Heating Element with Powerful 2,200 W
- 30 A Breaker



NEM5466UC

LR: 8" @ 2,200 W	RR: 6" @ 1,200 W
LF: 6" @ 1,850 W	RF: 7" @ 1,800 W

**NEM5466UC**

**24" Radiant Cooktop**

**1,099 1,249**

**30" Knob Control, Frameless Design**

- Dual Element for Using Different Pan Sizes
- Precise Temperature Control for Better Results
- 9" Heating Element with Powerful 2,500 W
- 30 A Breaker



NEM5066UC

LR: 7" @ 1,800 W	RR: 6" @ 1,200 W
LF: 7"/5" @ 1,700 W/700 W	RF: 9" @ 2,500 W

**NEM5066UC**

**30" Radiant Cooktop**

**1,199 1,349**

**800 Series**
**30" Cooktop, Frameless Design**

- PreciseSelect®
- Bridge Element
- Dual Element
- SpeedBoost®
- 2-Level Heat Indicator
- Childproof Panel Lock
- Built-In Timers for Each Element: Doubles as General-Purpose Kitchen Timer
- 40 A Breaker



NET8069UC

LR: 7" @ 1,800 W (400 W Bridge)	C: 9"/6" @ 3,600 W/1,400 W (SpeedBoost®)	RF: 6" @ 1,200 W
LF: 7" @ 1,800 W		

**NET8069UC**

**30" Radiant, Black, Frameless**

**1,649 1,849**

*This price list supersedes all previous price lists. Prices listed herein do not include applicable state or local taxes.*

Model Number	Description	MAP	MSRP
--------------	-------------	-----	------

**800 Series**
**36" Cooktop, Frameless Design**

- PreciseSelect®
- Bridge Element
- 2 Dual Elements
- SpeedBoost®
- Clean Lock
- 2-Level Heat Indicator
- ChildLock
- Built-In Timers for Each Element: Doubles as General-Purpose Kitchen Timer
- 50 A Breaker



NET8669UC

LR: 7" @ 1,800 W (400 W Bridge)	C: 9"/6" @ 3,600 W/1,400 W (SpeedBoost®)	RR: 6" @ 1,200 W
LF: 7" @ 1,800 W		RF: 8"/5" @ 1,900 W/800 W

**NET8669UC**

**36" Radiant, Black, Frameless**

**1,699 1,899**

**Benchmark® Series**
**30" Five Element Cooktop with AutoChef®**

- Front and Back Stainless Steel Frame
- 2-Zone 9" Heating Element with Powerful 3,600 W Element
- Dual Element Left Front with AutoChef®
- SpeedBoost®
- AutoChef®
- PreciseSelect®
- Keep Warm Mode is Suitable for Melting Chocolate or Butter and for Keeping Food Warm
- Kitchen Timer
- Count-Up Timer
- Clean Lock
- 2-Level Heat Indicator
- Childproof Panel Lock
- 40 A Breaker



NETP069SUC

LR: 6" @ 1,200 W	C: 9"/6" @ 3,600 W/1,400 W (SpeedBoost®)	RR: 6" @ 1,200 W
AutoChef® LF: 7"/5" @ 2,000 W/800 W		RF: 6" @ 1,500 W

**NETP069SUC**

**30" Radiant  
Black with Stainless Steel Frame**

**1,699 1,899**

**Discontinues December**



*This price list supersedes all previous price lists. Prices listed herein do not include applicable state or local taxes.*

Model Number	Description	MAP	MSRP
--------------	-------------	-----	------

**All Bosch Gas Cooktops Include the Following Features:**

- Front-Center Controls
- Continuous Cast Iron Grates
- LP Kit Included
- High Efficiency Gas Burners
- FlameSafe thermocouple shuts off gas if flame is extinguished

**500 Series**

**24" Gas Cooktop**

- 4 Burners
- 10.3K BTU Max
- Ideal for Kitchens with a Smaller Footprint
- Stainless-Look Metal Knobs
- LED "On" Indicator Light
- Low Profile Stainless Steel Design for Easy Cleaning
- Sealed Burners for Easier Cleanup




NGM5453UC

LR: 6,000 BTU	RR: 10,300 BTU
LF: 6,000 BTU	RF: 3,400 BTU

**NGM5453UC**      **24" Gas Cooktop, 4 Burners, Stainless Steel**      **1,099   1,249**

**30" Gas Cooktop**

- 5 Burners
- 16K BTU Max
- OptiSim® Burner
- Stainless-Look Metal Knobs
- LED "On" Indicator Light
- Low Profile Stainless Steel Design for Easy Cleaning
- Sealed Burners for Easier Cleanup



NGM5059UC

LR: 6,000 BTU	C: 16,000 BTU	RR: 10,300 BTU
LF: 3,400 BTU		RF: 6,000 BTU

**NGM5059UC**      **30" Gas Cooktop, 5 Burners, Stainless Steel**      **1,249   1,399**

**36" Gas Cooktop**

- 5 Burners
- 16K BTU Max
- OptiSim® Burner
- Stainless-Look Metal Knobs
- LED "On" Indicator Light
- Low Profile Stainless Steel Design for Easy Cleaning
- Sealed Burners for Easier Cleanup



NGM5659UC

LR: 6,000 BTU	C: 16,000 BTU	RR: 10,300 BTU
LF: 3,400 BTU		RF: 6,000 BTU

**NGM5659UC**      **36" Gas Cooktop, 5 Burners, Stainless Steel**      **1,399   1,549**


This price list supersedes all previous price lists. Prices listed herein do not include applicable state or local taxes.

Model Number	Description	MAP	MSRP
--------------	-------------	-----	------

## 800 Series

**30" Gas Cooktop**

- 5 Burners
- FlameSelect® (9 Power Levels)
- 17K BTU Max
- Dual-Ring Power Burner
- OptiSim® Burner
- LED Light Line Knob Illumination
- Dishwasher-Safe Grates
- Residual Heat Indication



NGM8059UC



NGM8049UC

<b>NGM8059UC</b>	<b>30" Gas Cooktop, 5 Burners, Stainless Steel</b>	<b>1,699</b>	<b>1,899</b>
------------------	--	--------------	--------------

LR: 6,000 BTU

C: 17,000 BTU

RR: 10,300 BTU

LF: 3,400 BTU

RF: 6,000 BTU

LR: 5,000 BTU

C: 17,000 BTU

RR: 10,300 BTU

LF: 3,400 BTU

RF: 5,000 BTU

<b>NGM8049UC</b>	<b>30" Gas Cooktop, 5 Burners Black with Black Stainless Knobs</b>	<b>1,799</b>	<b>1,999</b>
------------------	--	--------------	--------------

**36" Gas Cooktop**

- 5 Burners
- FlameSelect® (9 Power Levels)
- 17K BTU Max
- Dual-Ring Power Burner
- OptiSim® Burner
- LED Light Line Knob Illumination
- Dishwasher-Safe Grates
- Residual Heat Indication



NGM8659UC

LR: 6,000 BTU

C: 17,000 BTU

RR: 10,300 BTU

LF: 3,400 BTU

RF: 6,000 BTU

<b>NGM8659UC</b>	<b>36" Gas Cooktop, 5 Burners, Stainless Steel</b>	<b>1,799</b>	<b>1,999</b>
------------------	--	--------------	--------------

This price list supersedes all previous price lists. Prices listed herein do not include applicable state or local taxes.

Model Number	Description	MAP	MSRP
--------------	-------------	-----	------

**Benchmark® Series****30" Gas Cooktop**

- |   |   |   |
|---|---|---|
| <ul style="list-style-type: none"> <li>• 5 Burners</li> <li>• FlameSelect® (9 Power Levels)</li> <li>• 18K BTU Max</li> </ul> | <ul style="list-style-type: none"> <li>• Bosch Exclusive Dual-Ring Power Burner</li> <li>• OptiSim® Burner</li> <li>• LED Power Level/Residual Heat Indication Display</li> </ul> | <ul style="list-style-type: none"> <li>• Digital Display Indicating Selected Power Level</li> <li>• Stainless-Look Metal Knobs</li> <li>• Dishwasher-safe Grates</li> </ul> |
|---|---|---|



NGMP059UC

LR: 6,000 BTU

LF: 3,400 BTU

C: 18,050 BTU

RR: 10,300 BTU

RF: 6,000 BTU

**NGMP059UC****30" Gas Cooktop, 5 Burners, Stainless Steel****2,099 2,349****36" Gas Cooktop**

- |   |   |   |
|---|---|---|
| <ul style="list-style-type: none"> <li>• 5 Burners</li> <li>• FlameSelect® (9 Power Levels)</li> <li>• 18K BTU Max</li> </ul> | <ul style="list-style-type: none"> <li>• Bosch Exclusive Dual-Ring Power Burner</li> <li>• OptiSim® Burner</li> <li>• LED Power Level/Residual Heat Indication Display</li> </ul> | <ul style="list-style-type: none"> <li>• Digital Display Indicating Selected Power Level</li> <li>• Stainless-Look Metal Knobs</li> <li>• Dishwasher-safe Grates</li> </ul> |
|---|---|---|



NGMP659UC

LR: 6,000 BTU

LF: 3,400 BTU

C: 18,050 BTU

RR: 10,300 BTU

RF: 6,000 BTU

**NGMP659UC****36" Gas Cooktop, 5 Burners, Stainless Steel****2,199 2,449**

## ACCESSORIES





This price list supersedes all previous price lists. Prices listed herein do not include applicable state or local taxes.

Model  
Number


Description

MAP

MSRP







Accessories for Cooktops					Cooktops				Rangetops	
					Induction	Radiant	Mainline Gas	Benchmark Gas	30"	36"
	<b>HEZ9GW23UC</b>	<b>Industrial-Style Wok Ring for 30" Gas Rangetop</b>	<b>69</b>	<b>79</b>					•	
	<b>Metal Knob Kit</b> <b>HEZ27754</b>	Metal Knobs, Compatible with Mainline and Benchmark Gas Cooktops <b>Set of Five Knobs</b>	<b>119</b>	<b>139</b>			•	•		
	<b>HEZ7YZ30UC</b>	<b>9" Stainless Steel Low Backguard for 30" Gas Rangetop</b>	<b>199</b>	<b>219</b>					•	
	<b>HEZ7YZ36UC</b>	<b>9" Stainless Steel Low Backguard for 36" Gas Rangetop</b>	<b>209</b>	<b>229</b>						•

This price list supersedes all previous price lists. Prices listed herein do not include applicable state or local taxes.

Model Number	Description	MAP	MSRP
<b>800 Series</b>			
<b>36" Gas Rangetop</b>			
<ul style="list-style-type: none"> <li>• 18K BTU Max</li> <li>• Two 18K BTU Dual Flame Ring Burners</li> <li>• Three 12K BTU Large Burners</li> <li>• 5K BTU OptiSim® Simmer Burner</li> </ul>		<ul style="list-style-type: none"> <li>• High Efficiency Burners</li> <li>• Industrial-Style Design</li> <li>• Porcelain Enameled Cooking Surface</li> <li>• Large Metal Control Knobs</li> <li>• Up-Front Centralized Controls</li> <li>• Continuous Surface Cast Iron Grates</li> <li>• Dishwasher-Safe Grates</li> <li>• Electronic Ignition</li> <li>• Flame Supervision Device</li> <li>• LP Kit Included</li> </ul>	
<div> <div>LR: 12,000 BTU</div> <div>CR: 12,000 BTU</div> <div>RR: 5,000 BTU</div> </div>			
<div> <div>LF: 18,000 BTU</div> <div>CF: 12,000 BTU</div> <div>RF: 18,000 BTU</div> </div>		<p>RGM8658UC</p>	
<b>RGM8658UC</b>	<b>36" Gas Rangetop, 6 Burners, Stainless Steel</b>	<b>3,899</b>	<b>4,299</b>





## UNDER-CABINET HOODS

This price list supersedes all previous price lists. Prices listed herein do not include applicable state or local taxes.

Model Number	Description	MAP	MSRP
<b>300 Series</b>			
<b>30" and 36" Under-Cabinet Hood</b>			
<ul style="list-style-type: none"> <li>5" Height / 21" Depth</li> <li>Slim-Line Styling</li> <li>3-Speed Control – Rotary Knobs</li> <li>300 CFM</li> </ul>	<ul style="list-style-type: none"> <li>2 LED Lights</li> <li>Dishwasher Safe Aluminum Mesh Filters</li> <li>Ducted or Convertible to Non-Ducted Operation</li> </ul>	<ul style="list-style-type: none"> <li>7" Round (Vertical) and 3 1/4" x 10" Rectangular (Horizontal)</li> </ul>	 <p>DUH30253UC</p>
<b>DUH30253UC</b>	<b>30" Stainless Steel, 300 CFM Blower</b>	<b>699</b>	<b>799</b>
<b>DUH36253UC</b>	<b>36" Stainless Steel, 300 CFM Blower</b>	<b>799</b>	<b>899</b>
<b>500 Series</b>			
<b>30" and 36" Under-Cabinet Hood</b>			
<ul style="list-style-type: none"> <li>5" Height / 21" Depth</li> <li>Slim-Line Styling</li> <li>Touch Control with Backlite LED – 3 Speeds</li> <li>300 CFM</li> </ul>	<ul style="list-style-type: none"> <li>2 LED Lights</li> <li>Dishwasher-Safe Aluminum Mesh Filters</li> <li>Ducted or Convertible to Non-Ducted Operation</li> </ul>	<ul style="list-style-type: none"> <li>7" Round (Vertical) Ducting &amp; 3 1/4" x 10" Rectangular (Horizontal)</li> </ul>	 <p>DUH50353UC</p>
<b>DUH50353UC</b>	<b>30" Stainless Steel, 300 CFM Blower</b>	<b>899</b>	<b>999</b>
<b>DUH56353UC</b>	<b>36" Stainless Steel, 300 CFM Blower</b>	<b>999</b>	<b>1,099</b>
<b>800 Series</b>			
<b>30" and 36" Professional-Style Under-Cabinet Hood</b>			
<ul style="list-style-type: none"> <li>11" Height / 23" Depth</li> <li>Professional Styling</li> <li>Touch Control with LED Backlite – 4 Speeds</li> <li>600 CFM</li> </ul>	<ul style="list-style-type: none"> <li>2 LED Lights</li> <li>Dishwasher Safe Aluminum Mesh Filters with Stainless Steel Covers</li> <li>Ducted or Convertible to Non-Ducted Operation</li> </ul>	<ul style="list-style-type: none"> <li>Ducting - 8" Round (Vertical)</li> <li>Home Connect®</li> </ul>	 <p>DUH80553UC</p> 
<b>DUH80553UC</b>	<b>30" Stainless Steel, 600 CFM Blower</b>	<b>1,599</b>	<b>1,799</b>
<b>DUH86553UC</b>	<b>36" Stainless Steel, 600 CFM Blower</b>	<b>1,699</b>	<b>1,899</b>
<b>Benchmark Series</b>			
<b>30" and 36" Professional-Style Under-Cabinet Hood</b>			
<ul style="list-style-type: none"> <li>18" Height / 23" Depth</li> <li>Professional Styling</li> <li>Touch Controls with LED Backlite – 4 Speeds</li> <li>800 CFM</li> </ul>	<ul style="list-style-type: none"> <li>2 LED Lights</li> <li>Dishwasher Safe Aluminum Mesh Filters with Stainless Steel Covers</li> <li>Ducted or Convertible to Non-Ducted Operation</li> </ul>	<ul style="list-style-type: none"> <li>Ducting - 8" Round (Vertical)</li> <li>Home Connect®</li> </ul>	 <p>DUHP0853UC</p> 
<b>DUHP0853UC</b>	<b>30" Stainless Steel, 800 CFM Blower</b>	<b>1,799</b>	<b>1,999</b>
<b>DUHP6853UC</b>	<b>36" Stainless Steel, 800 CFM Blower</b>	<b>1,899</b>	<b>2,099</b>

## UNDER-CABINET HOOD ACCESSORIES

This price list supersedes all previous price lists. Prices listed herein do not include applicable state or local taxes.

Model Number	Description	MAP	MSRP				
Accessories for Under-Cabinet Hoods				DUH			
				300/500 Series		800/Benchmark	
				30"	36"	30"	36"
	<b>HEZVEUD301</b> 30" 300 Series Recirculation Filter Kit - 2 Pack	<b>69</b>	<b>79</b>	.			
	<b>HEZVEUD361</b> 36" 300 Series Recirculation Filter Kit - 2 Pack	<b>79</b>	<b>89</b>		.		
	<b>HEZVEUD302</b> 30" 800/Benchmark Series Recirculation Filter Kit - 2 Pack	<b>109</b>	<b>119</b>			.	
	<b>HEZVEUD362</b> 36" 800/Benchmark Series Recirculation Filter Kit - 2 Pack	<b>119</b>	<b>139</b>				.

## ISLAND HOODS/ACCESSORIES

This price list supersedes all previous price lists. Prices listed herein do not include applicable state or local taxes.

Model Number	Description	MAP	MSRP
--------------	-------------	-----	------

### 800 Series

#### Slim Profile Box Canopy Island Hood




- 600 CFM
- Four-Speed Electronic Control with White and Red LCD Display
- Kitchen Timer
- Clean Filter Reminder
- Auto On/Heat Sensor
- Four 20 W Halogen Lights
- Three Anodized Aluminum Mesh Filters with Stainless Steel Bosch Design Covers and Metal Latch
- Vertical Ducting with 8" Round Duct
- Backdraft Damper and Transition Included
- Recirculation Kit Available as an Accessory
- Extension Kit for Ceilings 9' to 11' 6" Available as an Accessory



HIB82651UC

**HIB82651UC**      **42" Island Hood, 600 CFM**      **2,499   2,749**

#### Accessories for Island Hoods

Accessories for Island Hoods					HIB
					42"
	<b>Island Hood Extension Kit</b> <ul style="list-style-type: none"><li>• Fits Ceilings From 9' to 11' 6" in Height</li><li>• Stainless Steel Flue Extensions and Inner Structure Parts Included.</li></ul>				•
	<b>HCIEXT5UC</b>	<b>Island Hood Extension Kit</b>	<b>539</b>	<b>599</b>	
	<b>HCREC5UC</b> <b>Box/Pyramid/Glass Canopy Chimney Hood Recirculation Kit</b>				•
			<b>119</b>	<b>139</b>	
	<b>HIREC5UC</b> <b>Island Hood Recirculation Kit</b>				•
			<b>109</b>	<b>119</b>	



## CHIMNEY WALL HOODS

This price list supersedes all previous price lists. Prices listed herein do not include applicable state or local taxes.

Model Number	Description	MAP	MSRP
<b>All Bosch Chimney Wall Hoods Include the Following Features:</b>			
• Kitchen Timer	• Vertical Ducting with 8" Round Duct	• Recirculation Kit Available as an Accessory	
• Clean Filter Reminder	• Backdraft Damper and Transition Included	• Extension Kit for Ceilings 9'-11' 6" Available as an Accessory	
• Auto On/Heat Sensor			
• Anodized Aluminum Mesh Filters			

### 300 Series

#### ENERGY STAR® Certified Pyramid Canopy Chimney Hood

- 300 CFM
- Three-Speed Electronic Control with White and Red LCD Display
- Two Bright LED Lights

<b>HCP34E52UC</b>	<b>24" Pyramid Canopy Chimney Hood, 300 CFM</b>	<b>1,199</b>	<b>1,349</b>
<b>HCP30E52UC</b>	<b>30" Pyramid Canopy Chimney Hood, 300 CFM</b>	<b>1,349</b>	<b>1,499</b>
<b>HCP36E52UC</b>	<b>36" Pyramid Canopy Chimney Hood, 300 CFM</b>	<b>1,399</b>	<b>1,549</b>



HCP34E52UC

### 500 Series

#### Box Canopy Chimney Hood

- 600 CFM
- Four Speed Electronic Control with White and Red LCD Display
- Two 40 W Halogen Lights

<b>HCB50651UC</b>	<b>30" Box Canopy Chimney Hood, 600 CFM</b>	<b>1,699</b>	<b>1,899</b>
<b>HCB56651UC</b>	<b>36" Box Canopy Chimney Hood, 600 CFM</b>	<b>1,799</b>	<b>1,999</b>



HCB50651UC

#### Pyramid Canopy Chimney Hood

- Home Connect®
- 600 CFM
- Cooktop Hood Control
- Four Speed Electronic Control with White and Red LCD Display
- Two Bright LED Lights

<b>HCP50652UC</b>	<b>30" Pyramid Canopy Chimney Hood, 600 CFM</b>	<b>1,699</b>	<b>1,899</b>
<b>HCP56652UC</b>	<b>36" Pyramid Canopy Chimney Hood, 600 CFM</b>	<b>1,799</b>	<b>1,999</b>



HCP50652UC

### 800 Series

#### Pyramid Canopy Chimney Hood

- Black Stainless Steel Guards Against Surface Scratches and Fingerprints
- 600 CFM
- Four Speed Electronic Control with White and Red LCD Display
- Two 40 W Halogen Lights

<b>HCP80641UC</b>	<b>30" Pyramid Chimney, 600 CFM, Black Stainless</b>	<b>1,499</b>	<b>1,649</b>
<b>HCP86641UC</b>	<b>36" Pyramid Chimney, 600 CFM, Black Stainless</b>	<b>1,699</b>	<b>1,899</b>



HCP80641UC

## CHIMNEY WALL HOODS/ACCESSORIES

This price list supersedes all previous price lists. Prices listed herein do not include applicable state or local taxes.

Model Number	Description	MAP	MSRP
--------------	-------------	-----	------

### Benchmark® Series








#### Glass Canopy Chimney Hood

- Anodized Aluminum Mesh Filter with Stainless Steel Bosch Design Cover and Metal Latch
- Four Speed Electronic Control with White and Red LCD Display
- Clean Filter Reminder
- Two 40 W Halogen Lights
- 600 CFM



**HCG56651UC**      **36" Glass Canopy Chimney Hood, 600 CFM**      **2,299**   **2,549**      HCG56651UC

#### Accessories for Chimney Wall Hoods

					HCB/Box	HCP/Pyramid	HCG/Glass Canopy
	<b>Chimney Wall Hood Extension Kit.</b> • Fits Ceilings From 9' to 11' 6" in Height • Stainless Steel Flue Extensions and Inner Structure Parts Included						
	<b>HCBEXT5UC</b> <b>Box Canopy Chimney Hood Extension Kit, Stainless Steel</b>	<b>319</b>	<b>359</b>		•		
	<b>HCGEXT5UC</b> <b>Glass Canopy Chimney Hood Extension Kit</b>	<b>319</b>	<b>359</b>				•
	<b>HCPEXT4UC</b> <b>Pyramid Canopy Chimney Hood Extension Kit, Black Stainless Steel</b>	<b>539</b>	<b>599</b>			•	
	<b>HCPEXT5UC</b> <b>Pyramid Canopy Chimney Hood Extension Kit, Stainless Steel</b>	<b>319</b>	<b>359</b>			•	
	<b>HCIFILTUC</b> <b>Box/Pyramid/Glass Canopy Chimney Hood Filter Kit</b>	<b>119</b>	<b>139</b>		•	•	•
	<b>HCREC5UC</b> <b>Box/Pyramid/Glass Canopy Chimney Hood Recirculation Kit</b>	<b>119</b>	<b>139</b>		•	•	•

## PULL-OUT HOODS/ACCESSORIES

This price list supersedes all previous price lists. Prices listed herein do not include applicable state or local taxes.

Model Number	Description	MAP	MSRP
--------------	-------------	-----	------

### 500 Series

#### Integrated Stainless Pull-Out Range Hood

- 400 CFM
- Electronic Control with White LCD Display
- Kitchen Timer
- Clean Filter Reminder
- Three Fan Speeds with Intensive Speed
- Two Bright LED Lights
- Two Anodized Aluminum Mesh Filters
- Vertical Ducting with 6" Round Duct
- Backdraft Damper and Transition Included
- Recirculation/Charcoal Kit Available as an Accessory
- 110 V UL Rated with 120 V 3-Prong Plug



HUI54452UC

**HUI54452UC**      **24" Pull-Out Hood, 400 CFM**      **999 1,099**

#### Integrated Stainless Pull-Out Range Hood

- 300 CFM – (30" Width)
- 500 CFM – (36" Width)
- Three Speed Slider Switch Control
- Two 20 W Halogen Lights
- Four Aluminum Mesh Filters
- Removable Stainless Steel Front Visor Panel That Can Be Replaced with a Custom Strip (Not Provided)
- 6" Round Duct
- Vertical and Horizontal Discharge
- 120 V Junction Box Direct Wire
- CFM Reducer Kit Available as Accessory
- Non-Duct Recirculation Kit Available as Accessory (Vent Grate Cover Included with Hood)






HUI56551UC

**HUI50351UC**      **30" Pull-Out Hood, 300 CFM, Stainless Steel**      **1,099 1,249**

**HUI56551UC**      **36" Pull-Out Hood, 500 CFM, Stainless Steel**      **1,099 1,249**

#### Accessories for Pull-Out Hoods

			HUI54452UC	HUI50351UC	HUI56551UC
	<b>Recirculation Kit/Charcoal Filter Accessory Kit</b> For HUI50351UC and HUI56551UC Models • Absorbs Odors with High Quality Heavy Duty Charcoal Filters • For Recirculation, Non-Vented Installations <b>HUIF06UC</b> <b>Non-Duct Recirculation Accessory Kit/ Charcoal Filter Accessory Kit</b> <b>109 119</b>			•	•
	<b>CFM Reducer Accessory Kit</b> For HUI56551UC Model • Reduces CFM to Under 300 • Converts a 6" Round Duct to a 5" Round Duct • Check Your Local Code and Regulations for Make-Up Air Requirements <b>HUIRED56UC</b> <b>CFM Reducer Accessory Kit, Reduces CFM to Under 300 CFM</b> <b>59 69</b>				•
	<b>Recirculation/Charcoal Kit</b> for HUI54452UC – 24" Pull-Out Hood <b>HVREC5UC</b> <b>Pull-Out Hood Recirculation/ Charcoal Filter Accessory Kit</b> <b>109 119</b>		•		

This price list supersedes all previous price lists. Prices listed herein do not include applicable state or local taxes.

Model Number	Description	MAP	MSRP
--------------	-------------	-----	------

**ALL NEW Bosch Custom Insert Range Hoods Include the Following Features:**

- Two LED Lights
- Dishwasher-safe Aluminum Filter
- 15 Amps
- Mesh with Stainless Steel Cover
- 120 V
- Plug Type: Hardwire

**300 Series**

**Custom Insert Range Hood**

- 300 CFM
- Home Connect®
- Vertical Ducting with 6" Round Duct
- Touch Control



HUI34253UC

<b>HUI34253UC</b>	<b>24" Custom Insert Hood, 300 CFM</b>	<b>999</b>	<b>1,099</b>
<b>HUI30253UC</b>	<b>30" Custom Insert Hood, 300 CFM</b>	<b>1,099</b>	<b>1,249</b>
<b>HUI36253UC</b>	<b>36" Custom Insert Hood, 300 CFM</b>	<b>1,099</b>	<b>1,249</b>



HUI30253UC



HUI36253UC

**800 Series**

**Custom Insert Range Hood**

- 600 CFM
- Home Connect®
- Vertical Ducting with 8" Round Duct
- Touch Control



HUI80553UC

<b>HUI80553UC</b>	<b>30" Custom Insert Hood, 600 CFM</b>	<b>1,399</b>	<b>1,549</b>
<b>HUI86553UC</b>	<b>36" Custom Insert Hood, 600 CFM</b>	<b>1,499</b>	<b>1,649</b>



HUI86553UC

## CUSTOM INSERT ACCESSORIES

This price list supersedes all previous price lists. Prices listed herein do not include applicable state or local taxes.

Model Number	Description	MAP	MSRP					
<b>Accessories for Custom Insert Range Hoods</b>								
				HUI34253UC	HUI30253UC	HUI36253UC	HUI80553UC	HUI86553UC
	<b>HUIFIL0UC</b> Charcoal Filter Kit for 30" Custom Inserts HUI30253UC, and HUI80553UC	109	119		•		•	
	<b>HUIFIL46UC</b> Charcoal Filter Kit for 24" Custom Insert HUI34253UC and 36" Custom Inserts HUI36253UC, and HUI86553UC	109	119	•		•		•

## DOWNDRAFT/ACCESSORIES

This price list supersedes all previous price lists. Prices listed herein do not include applicable state or local taxes.

Model Number	Description	MAP	MSRP
--------------	-------------	-----	------

### 800 Series

#### Downdraft Ventilation

- Design Matched for Use In Combination with Bosch Cooktops
  - 15" Telescopic Chimney Rise
  - Preserves Clean Sight Lines When Not In Use
  - Stainless Steel
  - Six Possible Discharge Connections to Fit Your Kitchen Design Allowing Flexibility to Exhaust At Sides, Front, Rear or Downward (Additional Accessories May Be Required Depending on Installation, See Manual)
  - Sleek Front Panel Conceals Mesh Filters, Giving a Timeless Aesthetic and Acts as a Splatter Guard While Cooking
  - Dishwasher-Safe Aluminum Mesh Filters
  - 3-Speed Control
- May Be Required to Complete the Installation Depending on Exhaust Direction & Blower Chosen:*
- Downdraft Transitions (HDDSTRAN6, HDDSTRAN8, HDDFTRAN6, HDDFTRAN8, HDD2RECTD, HDDSTRAN2 see page 10-10)
  - Recirculation Possible, Accessory Sold Separately (HDDREC5UC see page 10-11)
  - Gas Cooktop Seal Kit Sold Separately (Required For Installation with Gas Cooktops see page 10-11).
- Required to Complete the Installation: Blower Options, Sold Separately*
- 600 CFM Remote (DHR1FZUC), and Inline (DHI1FZUC) Blower



HDD80052UC

**HDD80052UC**      **30" Downdraft, Optional Blower**      **1,899 2,099**

**HDD86052UC**      **36" Downdraft, Optional Blower**      **1,999 2,199**







**NOTE:** Transition required and sold separately for all remote and inline blower installations.

#### Accessories for Downdraft-Blowers

					HDD80052UC	HDD86052UC
	<b>DHG602DUC</b>	<b>600 CFM Flexible Blower for HDD80052UC and HDD86052UC Bosch Downdrafts Only 8" Round Exhaust</b>	<b>799</b>	<b>899</b>	•	•
	<b>DHI1FZUC</b>	<b>600 CFM Inline Blower</b>	<b>799</b>	<b>899</b>	•	•
	<b>DHR1FZUC</b>	<b>600 CFM Remote Blower for HDD80052UC and HDD86052UC Bosch Downdrafts Only 6" Round Exhaust</b>	<b>799</b>	<b>899</b>	•	•
	<b>EXTNCB25W</b>	<b>25-ft Remote &amp; Inline Blower Extension Cable Compatible with Remote Blower DHR1FZUC and Inline Blower DHI1FZUC</b>	<b>See Thermador Price List</b>		•	•
	<b>EXTNSET4</b>	<b>3-pc extension set for Inline and remote blowers For older generation blowers when paired with new generation blowers Compatible with Remote Blower DHR1FZUC and Inline Blower DHI1FZUC</b>	<b>See Thermador Price List</b>		•	•







## DOWNDRAFT ACCESSORIES

This price list supersedes all previous price lists. Prices listed herein do not include applicable state or local taxes.

Model Number	Description	MAP	MSRP		
<b>Accessories for Downdraft—Transitions</b>					
The Below Transitions May Be Required to Complete the Installation of HDD80052UC and HDD86052UC Depending on the Discharge Connection Chosen in Combination with the Downdraft Blower Selected (See Installation Manual) • For Use with Inline and Remote Blowers				HDD80052UC	HDD86052UC
	<b>HDD2RECTD</b> <b>2' Rectangular Duct</b> Rectangular Duct That Is 2' Long x 1 7/8" Deep x 19" Wide Ability to Use as an Extension to Exhaust through a Cabinet or Wall. To Modify Length, Duct May Be Cut. HDDSTRAN6 or HDDSTRAN8 May Be Used to Connect HDD2RECTD to Round Ductwork HDDSTRAN2 Required to Attach Duct to Downdraft Housing	<b>89</b>	<b>99</b>	•	•
	<b>HDDSTRAN2</b> <b>Transition for Rectangular Duct Required to Attach HDD2RECTD 2' Rectangular Duct to Downdraft Housing</b>	<b>69</b>	<b>79</b>	•	•
	<b>HDDFTRAN6</b> <b>6" Round Front Plate Front Rough-In Plate for Front Exhaust Applications</b>	<b>79</b>	<b>89</b>	•	•
	<b>HDDFTRAN8</b> <b>8" Round Front Plate for Downdraft Front Rough-In Plate for Front Exhaust Applications</b>	<b>79</b>	<b>89</b>	•	•
	<b>HDDSTRAN6</b> <b>6" Side/Rear Transition Rectangular 1 7/8" X 19" Transition to 6" Round for Side and Rear Exhaust Applications</b>	<b>139</b>	<b>159</b>	•	•
	<b>HDDSTRAN8</b> <b>8" Side/Rear Transition Rectangular 1 7/8" X 19" Transition to 8" Round for Side and Rear Exhaust Applications</b>	<b>139</b>	<b>159</b>	•	•

## DOWNDRAFT ACCESSORIES

This price list supersedes all previous price lists. Prices listed herein do not include applicable state or local taxes.

Model Number	Description	MAP	MSRP		
<b>Accessories for Downdraft</b>				HDD80052UC	HDD86052UC
	<b>Downdraft Recirculation Kit</b> <ul style="list-style-type: none"> <li>Enables Non-Ducted Downdraft Installation by Allowing Filtered Air to Re-Enter the Kitchen after Passing Through a Charcoal Filter</li> <li>Includes Recirculation Module, Charcoal Filter and Metal Grill Vent Plate</li> <li>Recirculation Module Works In Wall or Island Applications</li> <li>Mounts to Cabinet Base, Recesses into Toe Kick/Socket Area</li> <li>Fits In Toe-Kick/Socket Heights of 4" or Taller</li> <li>Module and Grill Vent Plate Can Be Placed So Air Does Not Hit Feet</li> <li>Downdraft and Internal Blower Sold Separately</li> <li>To Be Used Only with Bosch Downdrafts and Blowers</li> <li>May Bypass the Need to Supply Make Up Air, Subject to Local Code</li> </ul>				
	<b>HDDREC5UC</b>	<b>Recirculation Kit for Downdraft Replace Filters Every 3-6 Months, Depending on Usage, with HDDFILTUC</b>	<b>479 529</b>	•	•
	<b>HDDFILTUC</b>	<b>Charcoal Filter Replacement for Recirculation Kit for Downdraft</b>	<b>89 99</b>	•	•
	<b>Gas Cooktop Seal Kit</b> <ul style="list-style-type: none"> <li>For Use with 30" HDD80052UC and 36" HDD86052UC Downdrafts</li> <li>Required for Installation with Gas Cooktops</li> <li>Includes Trim Bracket, Seal, and 2 Metal Grills</li> </ul>				
	<b>HDD0RSP</b>	<b>30" Gas Cooktop Seal Kit for Downdraft</b>	<b>89 99</b>	•	•
	<b>HDD6RSP</b>	<b>36" Gas Cooktop Seal Kit for Downdraft</b>	<b>89 99</b>	•	•
	<b>HDDTRIM30S</b>	<b>Trim accessory for 30" downdraft</b>	<b>49 59</b>	•	
	<b>HDDTRIM36S</b>	<b>Trim accessory for 36" downdraft</b>	<b>49 59</b>		•



12029918..... 5-12

**B**

B09IB91NSP..... 1-7  
 B18IF905SP..... 1-10  
 B24CB50ESS..... 1-6  
 B24CB80ESB..... 1-7  
 B24CB80ESS..... 1-7  
 B24CB80ESW..... 1-7  
 B30BB130SS..... 1-8  
 B30IB100SP..... 1-8  
 B30IR905SP..... 1-10  
 B33CM10SNS..... 1-6  
 B36BT130NS..... 1-9  
 B36CD10ENS..... 1-1  
 B36CD52SNB..... 1-3  
 B36CD52SNS..... 1-3  
 B36CL80ENS..... 1-5  
 B36CL80SNS..... 1-5  
 B36CL81ENG..... 1-5  
 B36CL81ENW..... 1-5  
 B36CT80SNB..... 1-4  
 B36CT80SNS..... 1-4  
 B36CT81ENS..... 1-4  
 B36FD10ENS..... 1-1  
 B36FD52SNB..... 1-2  
 B36FD52SNS..... 1-2  
 B36HNDL800..... 1-11  
 B36IT100NP..... 1-9  
 BCM8450UC..... 4-1  
 BFL18IF800..... 1-11  
 BFL30IR800..... 1-11  
 BORPLFTR30..... 1-11  
 BORPLFTR55..... 1-11  
 BOSCOMBI10..... 1-12

**D**

DHG602DUC..... 10-9  
 DHI1FZUC..... 10-9  
 DHR1FZUC..... 10-9  
 DUH30253UC..... 10-1  
 DUH36253UC..... 10-1  
 DUH50353UC..... 10-1  
 DUH56353UC..... 10-1  
 DUH80553UC..... 10-1  
 DUH86553UC..... 10-1  
 DUHP0853UC..... 10-1  
 DUHP6853UC..... 10-1

**E**

EXTNCB25W..... 10-9  
 EXTNSET4..... 10-9

**F**

FPETHKT50..... 1-11  
 FPETHRF50..... 1-11

**H**

HBE5453UC..... 7-1  
 HBL57M52UC..... 7-3  
 HBL87M53UC..... 7-6  
 HBL5351UC..... 7-2  
 HBL5451UC..... 7-2  
 HBL5455LUC..... 7-3  
 HBL5455RUC..... 7-3  
 HBL5651UC..... 7-3  
 HBL5754UC..... 7-4  
 HBL8443UC..... 7-5  
 HBL8454UC..... 7-5  
 HBL8642UC..... 7-5  
 HBL8651UC..... 7-5  
 HBL8743UC..... 7-6  
 HBL8753UC..... 7-6  
 HBLP451LUC..... 7-7  
 HBLP451RUC..... 7-7  
 HBLP454UC..... 7-7  
 HBLP651LUC..... 7-8  
 HBLP651RUC..... 7-8  
 HBLP651UC..... 7-8  
 HBLP752UC..... 7-8  
 HBN8451UC..... 7-4  
 HBN8651UC..... 7-5  
 HCB50651UC..... 10-4  
 HCB56651UC..... 10-4  
 HCBEXT5UC..... 10-5  
 HCG56651UC..... 10-5  
 HCGEXT5UC..... 10-5  
 HCIEXT5UC..... 10-3  
 HCIFILTUC..... 10-5  
 HCP30E52UC..... 10-4  
 HCP34E52UC..... 10-4  
 HCP36E52UC..... 10-4  
 HCP50652UC..... 10-4  
 HCP56652UC..... 10-4  
 HCP80641UC..... 10-4  
 HCP86641UC..... 10-4  
 HCPEXT4UC..... 10-5  
 HCPEXT5UC..... 10-5  
 HCREC5UC..... 10-3, 10-5  
 HDD0RSP..... 10-11  
 HDD2RECTD..... 10-10  
 HDD6RSP..... 10-11  
 HDD80052UC..... 10-9  
 HDD86052UC..... 10-9  
 HDDFILTUC..... 10-11  
 HDDFTRAN6..... 10-10

HDDFTRAN8..... 10-10  
 HDDREC5UC..... 10-11  
 HDDSTRAN2..... 10-10  
 HDDSTRAN6..... 10-10  
 HDDSTRAN8..... 10-10  
 HDDTRIM30S..... 10-11  
 HDDTRIM36S..... 10-11  
 HDI8056U..... 5-10  
 HDIP056U..... 5-10  
 HDS8045U..... 5-3  
 HDS8055U..... 5-3  
 HDS8645U..... 5-3  
 HDS8655U..... 5-3  
 HEATKITB82..... 1-11  
 HEF1050MU..... 5-6  
 HEF3050MU..... 5-6  
 HEI8056U..... 5-7  
 HEZ7YZ30UC..... 8-9  
 HEZ7YZ36UC..... 8-9  
 HEZ8LLUC..... 5-12  
 HEZ8TK30UC..... 5-12  
 HEZ8TK36UC..... 5-12  
 HEZ8YZ04UC..... 5-11  
 HEZ8YZ30UC..... 5-11  
 HEZ8YZ36UC..... 5-11  
 HEZ8ZZ30UC..... 5-11  
 HEZ8ZZ36UC..... 5-11  
 HEZ9GW23UC..... 5-11, 8-9  
 HEZ9LLUC..... 5-12  
 HEZ9TK30UC..... 5-12  
 HEZ9TK36UC..... 5-12  
 HEZ9YZ04UC..... 5-11  
 HEZ9YZ30UC..... 5-11  
 HEZ9YZ36UC..... 5-11  
 HEZ9ZZ30UC..... 5-11  
 HEZ9ZZ36UC..... 5-11  
 HEZ27754..... 8-9  
 HEZ298102..... 5-13  
 HEZBS301..... 5-13  
 HEZCMT3050..... 4-1  
 HEZTR301..... 5-13, 7-9  
 HEZVEUD301..... 10-2  
 HEZVEUD302..... 10-2  
 HEZVEUD361..... 10-2  
 HEZVEUD362..... 10-2  
 HGF1050MUC..... 5-8  
 HGF3050MUC..... 5-8  
 HGI8046UC..... 5-9  
 HGI8056UC..... 5-9  
 HGIP056UC..... 5-9  
 HGS8045UC..... 5-2  
 HGS8055UC..... 5-2  
 HGS8645UC..... 5-2  
 HGS8655UC..... 5-2  
 HGZBS301..... 5-13

HGZIT301 .....	5-13	NGMP059UC .....	8-8	SHX78CM4N.....	2-8
HIB82651UC .....	10-3	NGMP659UC .....	8-8	SHX78CM5N.....	2-8
HIF5050MU .....	5-4	NIT5060UC .....	8-1	SHX78CM6N.....	2-8
HII8047U .....	5-4	NIT5063UC .....	8-1	SHX78DM5N.....	2-7
HII8057U .....	5-4	NIT5660UC .....	8-1	SMZ3IN1UC.....	2-12
HIIP057U .....	5-5	NIT5663UC .....	8-1	SMZ1008UC .....	2-12
HIREC5UC .....	10-3	NIT8061UC .....	8-2	SMZ4000UC .....	2-12
HIS8055U .....	5-1	NIT8461UC .....	8-2	SMZ5000.....	2-12
HIS8655U .....	5-1	NIT8661UC .....	8-2	SMZ5003.....	2-12
HMB30155UC .....	6-3	NITP060UC.....	8-3	SMZCD200UC .....	2-12
HMB50152UC .....	6-3	NITP660UC.....	8-3	SMZEPCC1UC .....	2-12
HMB57152UC .....	6-3			SMZPCJB1UC .....	2-12
HMC54151UC .....	6-4	<b>R</b>		SMZSH1ABUC .....	2-12
HMC80152UC.....	6-4	RGM8658UC.....	9-1	SPE53C55UC .....	2-10
HMC80242UC.....	6-4			SPE68C75UC .....	2-11
HMC80252UC.....	6-4	<b>S</b>		SPV68C73UC.....	2-11
HMC87152UC.....	6-4	SGE53C55UC .....	2-10	SPX68C75UC.....	2-11
HMCP0252UC .....	6-4	SGV43C53UC .....	2-10		
HMD8054UC .....	6-2	SGV78C53UC .....	2-11	<b>W</b>	
HMD8454UC .....	6-2	SGX78C55UC .....	2-11	WGA14400UC.....	3-1
HMT5055.....	6-3	SGZ1010UC .....	2-12	WGB246AXUC .....	3-2
HMT5755.....	6-3	SGZ1052UC .....	2-12	WGB24600UC .....	3-1
HMV1055U .....	6-1	SHE41CM2N.....	2-1	WMZ20600 .....	3-5
HMV3055U .....	6-1	SHE41CM5N.....	2-1	WMZPW2XW .....	3-5
HMV5053U .....	6-1	SHE41CM6N.....	2-1	WMZPW20W.....	3-5
HMV8045U .....	6-2	SHE43C75N.....	2-3	WPA12100UC .....	3-3
HMV8054U .....	6-2	SHE43DM2N.....	2-2	WQB245AXUC .....	3-4
HMVP054U .....	6-2	SHE43DM5N.....	2-2	WQB245B0UC .....	3-3
HUI30253UC .....	10-7	SHE43DM6N.....	2-2	WTZ2750XUC .....	3-5
HUI34253UC .....	10-7	SHE53C82N.....	2-3	WTZ2751XUC .....	3-5
HUI36253UC .....	10-7	SHE53C85N.....	2-3	WTZ11400UC .....	3-5
HUI50351UC .....	10-6	SHE53C86N.....	2-3	WTZ20410UC .....	3-5
HUI54452UC.....	10-6	SHE53CE5N.....	2-3	WTZ27500UC .....	3-5
HUI56551UC .....	10-6	SHP9PCM5N .....	2-9	WTZ27510UC .....	3-5
HUI80553UC.....	10-7	SHP65DM2N .....	2-5	WTZPA20UC .....	3-6
HUI86553UC .....	10-7	SHP65DM5N .....	2-5	WTZPA30US .....	3-6
HUIF06UC .....	10-6	SHP65DM6N .....	2-5	WTZPW2XD .....	3-5
HUIFIL46UC .....	10-8	SHP78CM2N.....	2-8	WTZPW20D .....	3-5
HUIFILT0UC.....	10-8	SHP78CM4N.....	2-8	WTZSB3XUC.....	3-6
HUIRED56UC.....	10-6	SHP78CM5N.....	2-8	WTZSB30UC.....	3-6
HVREC5UC .....	10-6	SHP78CM6N.....	2-8		
HWD5051UC .....	7-9	SHP78DM5N .....	2-7		
		SHP95CM5N.....	2-6		
<b>N</b>		SHS53CD2N .....	2-4		
NEM5066UC .....	8-4	SHS53CD5N .....	2-4		
NEM5466UC .....	8-4	SHV9PCM3N.....	2-9		
NET8069UC .....	8-4	SHV41DB3N .....	2-1		
NET8669UC .....	8-5	SHV53CM3N.....	2-3		
NETP069SUC .....	8-5	SHV78CM3N.....	2-8		
NGM5059UC .....	8-6	SHV78DM3N.....	2-7		
NGM5453UC .....	8-6	SHX9PCM5N .....	2-9		
NGM5659UC .....	8-6	SHX53DM5N.....	2-3		
NGM8049UC .....	8-7	SHX65DM5N.....	2-5		
NGM8059UC .....	8-7	SHX78CM2N.....	2-8		
NGM8659UC .....	8-7				

Invented for life



**BOSCH**

**Bosch Home Appliances**

North America Corporate Office

1.800.944.2904

[www.bosch-home.com/us](http://www.bosch-home.com/us)

©2025 BSH Home Appliances Corporation. All rights reserved. Bosch is a registered trademark of Robert Bosch GmbH.

All information presented herein is based on data available at the time of printing and is subject to change without notice.

For immediate installation dimensions by fax, use your handset and call 1.775.833.3600. Use Code #8317 for a directory of Bosch products.

20-BSH-0914.2