

Gas Cooktops



FlameSafe Device

- A Thermocouple device on most gas cooktops provides the peace of mind that the gas valve shuts off if the flame is extinguished
- To light the burner, press and hold the knob for 4 seconds until the thermocouple is heated

High Efficiency Burners

- Air is drawn from the top of cooktop surface, resulting in faster boiling times with low BTU rates that aren't effected by cabinet pressure
- Decreased distance between the burner and low profile grates delivers increased cooking performance




OptiSim[®] Burner

- Featured on **30" and 36"** Bosch **500 Series and up** gas cooktops
- Allows for lower simmering performance—down to 850 BTUs

— How It Works —

Unique OptiSim[®] cap fits on the **front left** burner. While on a low simmer, the flame remains completely under the burner cap, diffusing the heat which allows for a better distribution of the heat and minimizes hot spots.



Traditional Burner Cap




OptiSim[®] Burner Cap



- OptiSim[®] burner cap (thicker & wider than burner base) included as an extra cap and is distinguished by its laser etched "OptiSim" label
- Flame will not be visible during simmer when cap is in place

FlameSelect® Gas Cooktops



Illuminated Knob Controls

- An LED light embedded into the **800 Series** control knobs indicates a burner is “on” or flashes to indicate residual heat when “off”
- LED display next to the **Benchmark®** control knobs displays the power level when “on” or an *H* for residual heat when “off”

Dual Flame Ring Burner

- Allows for **better heat distribution** and uniform cooking of food
- Easily shift from a **high power, dual flame** for boiling, down to a **low, single flame** for precise simmering

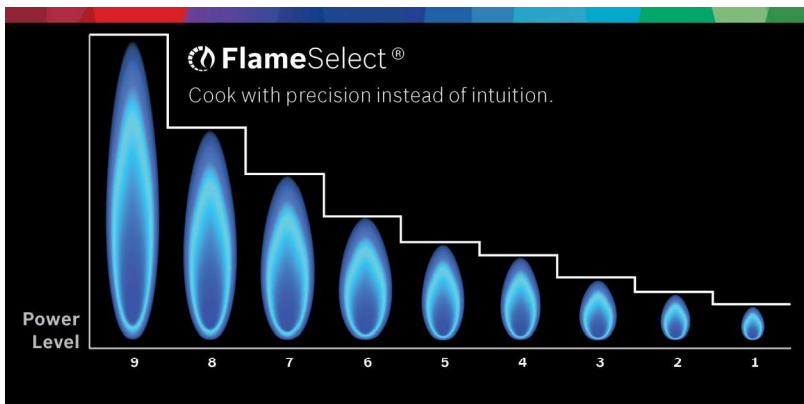


FlameSelect®

- A new level of accuracy in gas cooking with **9 predefined power levels**—no more need to check the height of the flame!
- Provides all the benefits of **gas cooking with the comfort and precision** of an induction cooktop

— How It Works —

Patented step valve technology regulates the gas output in 9 increments. Knobs are marked to identify heat settings and power levels can be selected —*just like setting an electric cooktop*— for precise and repeatable results.



Gas Rangetops

Industrial Design

- Stainless steel exterior with heavy duty **metal knobs** on the front
- Cooking surface provides **more space** than that of a cooktop



High Performance



- **Power and versatility** in one surface with dual flame ring, large 12K BTU, and OptiSim® burners
- The 36" model has **6 burners** —including 2 dual flame ring burners— for more surface power and burners than its cooktop counterpart

Easy to Clean

- Both scratch *and* stain resistant, the **porcelain enameled** cooking surface makes it easy to clean up spills
- A special enameling process makes the continuous, edge-to-edge, **cast iron grates, dishwasher safe**




-
- **High Efficiency Burners**
Requires fewer BTUs for faster boiling times
 - **OptiSim® Simmer Burner**
Reduces low burner to 900 BTUs
 - **Zero Clearance Install**
Approved for install next to a combustible back wall without requiring a backguard
 - **Approved with Bosch Downdrafts**
30" and 36" have been tested and approved to be installed with Bosch downdrafts




Gas Cooktops

300 Series

NGM3050UC – 30”
NGM3650UC – 36”




- 16K max BTU performance
- Stainless color metal knobs
- Continuous, cast iron grates
- FlameSafe device on each burner
- LP kit included
- ADA compliant



NGM3051UC – 30” 4 Burner

500 Series


NGM5059UC – 30”
NGM5659UC – 36”



- + OptiSim® burner
- + Single burner “on” indicator light
- + Low profile maintop

800 Series

NGM8059UC – 30”
NGM8659UC – 36”



- + FlameSelect technology
- + 17K max BTU performance
- + Dual flame ring burner
- + Individual knob illumination with residual heat indicators
- + Dishwasher safe, cast iron grates

Black with BSS Knobs:



NGM8049UC – 30”

Benchmark® Series

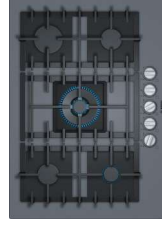
NGMP059UC – 30”
NGMP659UC – 36”



- FlameSelect technology
- + 18K max BTU performance
- + Black glass control panel
- + LED digital display for power level & residual heat indicators

Gray Tempered Glass Surface:

- 14.3K max. BTU performance
- + Countertop or flush installation



NGMP077UC – 30”



NGMP677UC – 36”



BOSCH

Legacy Gas Cooktop & Gas Ranges

Legacy Cooktop


800 Series
NGM8646UC – BSS

30" 4-Burner Range

RGM8058UC

36" 6-Burner Range

RGM8658UC



- 36" cooktop
- 19K max. BTU performance
- Automatic burner re-ignition
- OptiSim® burner
- 1 Burner indicator light
- Porcelain enamel surface
- Black stainless steel knobs
- LP kit included
- ADA compliant



- + 18K BTU Dual Flame Ring power burner
- + Two 12K BTU large burners
- + 47K total BTU load on high efficiency burners
- OptiSim® burner
- Dishwasher safe, cast iron grates
- + Porcelain enamel surface
- + Front, metal control knobs
- FlameSafe device on each burner
- LP Kit included



- + Two 18K BTU Dual Flame Ring power burners
- + Three 12K BTU large burners
- + 77K total BTU load on high efficiency burners



BOSCH

24" Cooktops

Gas – 300 & 500 Series

NGM3450UC – 300S


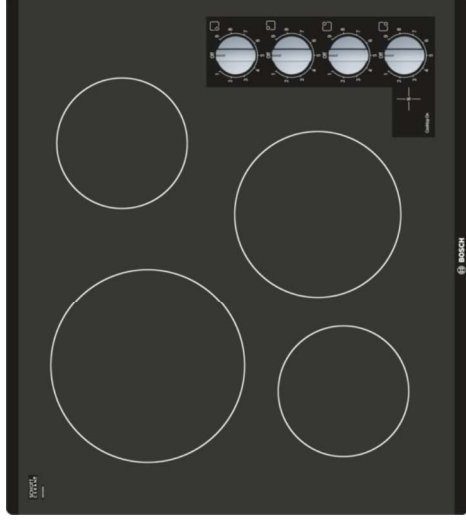
NGM5453UC – 500S

Electric – 500 Series

NEM5466UC – 24"

Induction – 500 Series

NIT5460UC – 24"



- 10,300 max BTU performance
- Stainless color metal knobs
- Continuous, cast iron grates
- FlameSafe device on each burner
- LP kit included
- ADA compliant
- Approved for installation over 24" wall ovens and **all** Bosch Speed Ovens

500 Series:

- + OptiSim® burner
- + Single burner "on" indicator light
- + Low profile maintop

- 8" – 2200 W element
- 6" – 1850 W element
- Residual heat indicator
- Stainless steel color knobs (PBT)
- Ceramic glass surface

- 17 heat settings
- PreciseSelect® touch controls
- 11" – 3600 W element
- SpeedBoost®
- ADA compliant



BOSCH