

Invented for life



**BOSCH**

# Price List

National

Q3 2024



# Price List

National

Q3 2024

Refrigeration	1-1	Ovens	7-1
French Door Refrigerator	1-1	Built-In Ovens	7-1
Bottom Freezer	1-6	Warming Drawers	7-10
Built-In Bottom Freezer	1-8	Accessories	7-10
Built-In Single Door	1-9		
Accessories	1-10	Cooktops	8-1
		Induction	8-1
Dishwashers	2-1	Radiant	8-4
Dishwashers	2-1	Gas	8-7
ADA-Height Dishwashers	2-12	Accessories	8-10
Accessories	2-14		
		Rangetops	9-1
Laundry	3-1	Rangetops	9-1
Washers	3-1		
Dryers	3-3	Ventilation	10-1
Accessories	3-4	Under-Cabinet Hoods	10-1
		Under-Cabinet Hoods Accessories	10-2
Coffee Machine	4-1	Island Hoods/Accessories	10-3
Built-In	4-1	Chimney Wall Hoods	10-4
		Chimney Wall Hood Accessories	10-5
Ranges	5-1	Pull-Out Hoods/Accessories	10-6
Freestanding Ranges—Induction	5-1	Custom Inserts	10-7
Freestanding Ranges—Gas	5-2	Custom Insert Accessories	10-8
Freestanding Ranges—Dual-Fuel	5-3	Downdraft/Accessories	10-9
Slide-in Ranges—Induction	5-4		
Slide-In Ranges—Electric	5-5	Index	11-1
Slide-In Ranges—Gas	5-6	Index	11-1
Slide-in Ranges—Dual-Fuel	5-7		
Accessories	5-8		
Microwaves	6-1		
Over-the-Range Microwaves	6-1		
Drawer Microwaves	6-2		
Built-in Microwaves	6-3		
Speed Ovens	6-4		

# FRENCH DOOR REFRIGERATOR

This price list supersedes all previous price lists. Prices listed herein do not include applicable state or local taxes.

Model Number	Description	MAP	MSRP
--------------	-------------	-----	------

## All Bosch Freestanding French Door Refrigerators Include the Following Features:

- Home Connect® Features
- ENERGY STAR® Certified
- SuperCool/SuperFreeze®
- Built-In Look
- MultiAirFlow® Circulation System
- Adjustable Tempered Glass Shelving
- Full-Width Chiller Drawer
- Hidden Hinges
- LED Lighting
- Door Alarm
- Ice Maker
- Gallon Door Storage Bins
- SoftClose® Freezer/Drawer Closing

## 100 Series

### 36" Freestanding Standard-Depth French Door Refrigerator, External Water and Ice—Stainless Steel

- 26.0 cu.ft.
- 70" Cutout Height
- Sleek Recessed Handles
- QuickIce System Makes Up To 8 lbs of Ice Per Day\*
- External Ice and Water Dispenser
- Fill Large Cups and Bottles with Ease with One Touch Bottlefill and Extra Large Dispenser Shelf
- Anti-fingerprint Stainless Steel Exterior
- UltraClarityPro® Water Filter
- Freezer with Two-Tiered Shelving



B36FD10ENS

**NEW** B36FD10ENS Stainless Steel, Recessed Handle

2,449 2,699



Launching September

\* Based on single ice maker production rates during a 24-hour period, measured per IEC standards, when the ice bin was removed. Results may vary depending on operating conditions.

**FRENCH DOOR REFRIGERATOR**

*This price list supersedes all previous price lists. Prices listed herein do not include applicable state or local taxes.*

Model Number	Description	MAP	MSRP
--------------	-------------	-----	------

**500 Series**

**36" Freestanding Standard-Depth French Door Refrigerator, External Water and Ice—Stainless Steel**

- QuickIce Pro System™ Makes up to 12 lbs. of Ice per Day\*
- 26.0 cu.ft.
- Standard Depth
- 70" Cutout Height
- Easy to Clean Stainless Steel
- Stainless Steel Back Wall
- Humidity Controlled Crisper Drawers
- Adjustable Garage Shelf
- Full-Width Chiller Drawer
- External Ice and Water Dispenser
- UltraClarityPro® Water Filter
- Freezer with Two-Tiered Shelving



B36FD50SNS

B36FD50SNB



<b>B36FD50SNS</b>	<b>Stainless Steel, Bar Handle</b>	<b>2,999</b>	<b>3,299</b>
<b>B36FD50SNB</b>	<b>Black Stainless Steel, Bar Handle</b>	<b>3,249</b>	<b>3,599</b>
<b>Both Discontinue October</b>			
<b>NEW B36FD52SNS</b>	<b>Stainless Steel, Bar Handle</b>	<b>2,999</b>	<b>3,299</b>
<b>NEW B36FD52SNB</b>	<b>Black Stainless Steel, Bar Handle</b>	<b>3,249</b>	<b>3,599</b>

**Both Launching October**

\*Based on single ice maker production rates during a 24-hour period, measured per IEC standards, when the ice bin was removed. Results may vary depending on operating conditions.

# FRENCH DOOR REFRIGERATOR

This price list supersedes all previous price lists. Prices listed herein do not include applicable state or local taxes.

Model Number	Description	MAP	MSRP
--------------	-------------	-----	------

## 500 Series

### 36" Freestanding Counter-Depth French Door Refrigerator, External Water and Ice— Stainless Steel

- QuickIce Pro System™ Makes up to 12 lbs. of Ice per Day\*
- 21.6 cu.ft.
- True Counter Depth
- 70" Cutout Height
- Easy to Clean Stainless Steel
- Stainless Steel Back Wall
- Humidity Controlled Crisper Drawers
- External Ice and Water Dispenser
- UltraClarityPro® Water Filter
- Freezer with Two-Tiered Shelving
- Extra Ice Bin in Freezer



B36CD50SNS



B36CD50SNB



<b>B36CD50SNS</b>	<b>Stainless Steel, Bar Handle</b>	<b>3,299</b>	<b>3,649</b>
<b>B36CD50SNB</b>	<b>Black Stainless Steel, Bar Handle</b>	<b>3,549</b>	<b>3,949</b>
<b>Both Discontinue December</b>			
<b>NEW B36CD52SNS</b>	<b>Stainless Steel, Bar Handle</b>	<b>3,299</b>	<b>3,649</b>
<b>NEW B36CD52SNB</b>	<b>Black Stainless Steel, Bar Handle</b>	<b>3,549</b>	<b>3,949</b>

**Both Launching December**

\*Based on single ice maker production rates during a 24-hour period, measured per IEC standards, when the ice bin was removed. Results may vary depending on operating conditions.

# FRENCH DOOR REFRIGERATOR

This price list supersedes all previous price lists. Prices listed herein do not include applicable state or local taxes.

Model Number	Description	MAP	MSRP
--------------	-------------	-----	------

## 800 Series

### 36" Freestanding Counter-Depth French Door Refrigerator—Stainless Steel

- 20.8 cu.ft.
- True Counter Depth
- 72" Cutout Height
- Dual Compressor and Dual Evaporator
- Easy to Clean Stainless Steel
- Stainless Steel Back Wall
- The All-New FarmFresh System® Keeps Food Fresher Longer\*
- Automatic VitaFreshPro®
- Two Independently Controlled Temperature and Humidity Crisper Drawers
- FlexBar® with shelving accessories
- Dual Activated Internal Water Dispenser
- Freezer with Three-Tiered Shelving
- Ice Scoop



<b>B36CT80SNS</b>	<b>Stainless Steel, Bar Handle</b>	<b>3,499</b>	<b>3,849</b>
<b>B36CT80SNB</b>	<b>Black Stainless Steel, Bar Handle</b>	<b>3,749</b>	<b>4,149</b>
<b>B36CT81ENS</b>	<b>Stainless Steel, Recessed Handle</b>	<b>3,599</b>	<b>3,999</b>

\*As compared to a Bosch refrigerator without FarmFresh System®. Results may vary among different foods.

# FRENCH DOOR REFRIGERATOR

This price list supersedes all previous price lists. Prices listed herein do not include applicable state or local taxes.

Model Number	Description	MAP	MSRP
--------------	-------------	-----	------

## 800 Series

### 36" Freestanding Counter-Depth French Door Refrigerator—Stainless Steel

- |  |   |  |
|--|---|--|
| <ul style="list-style-type: none"> <li>• Dual Compressor and Dual Evaporator</li> <li>• 20.5 cu.ft.</li> <li>• True Counter Depth</li> <li>• 72" Cutout Height</li> <li>• Easy to Clean Stainless Steel</li> </ul> | <ul style="list-style-type: none"> <li>• Stainless Steel Back Wall</li> <li>• The All-New FarmFresh System® Keeps Food Fresher Longer*</li> <li>• VitaFreshPro® drawer provides pre-programmed freshness settings to optimize temperature and humidity</li> </ul> | <ul style="list-style-type: none"> <li>• FlexBar® with shelving accessories</li> <li>• Dual Activated Internal Water Dispenser</li> <li>• Freezer with Three-Tiered Shelving</li> <li>• Ice Scoop</li> </ul> |
|--|---|--|



B36CL80SNS

B36CL80ENS

**B36CL80SNS**

**Stainless Steel, Bar Handle**

**3,699 4,099**



**B36CL80ENS**

**Stainless Steel, Recessed Handle**

**3,799 4,199**

### 36" Freestanding Counter-Depth French Door Refrigerator Refreshment Center—Glass on Stainless Steel

- |  |   |  |
|--|---|--|
| <ul style="list-style-type: none"> <li>• Glass Over Stainless Steel</li> <li>• 20.5 cu.ft.</li> <li>• True Counter Depth</li> <li>• 72" Cutout Height</li> </ul> | <ul style="list-style-type: none"> <li>• Stainless Steel Back Wall</li> <li>• Dual Compressor and Dual Evaporator</li> <li>• Beverage Drawer Holds up to 17 Standard Wine Bottles or 35 Standard Beverage Cans</li> <li>• Temperature-controlled middle drawer</li> </ul> | <ul style="list-style-type: none"> <li>• FlexBar® with Shelving Accessories</li> <li>• Dual Activated Internal Water Dispenser</li> <li>• Freezer with Three-Tiered Shelving</li> <li>• Ice Scoop</li> </ul> |
|--|---|--|



B36CL81ENG

B36CL81ENW

**B36CL81ENG**

**Glass on Stainless Steel, Integrated Handle**

**4,799 5,299**



**B36CL81ENW**

**Glass on White, Integrated Handle**

**4,799 5,299**

\*As compared to a Bosch refrigerator without FarmFresh System®. Results may vary among different foods.

# BOTTOM FREEZER

This price list supersedes all previous price lists. Prices listed herein do not include applicable state or local taxes.

Model Number	Description	MAP	MSRP
--------------	-------------	-----	------

## All Bosch Counter-Depth Two Door Bottom Freezer Refrigerators Include the Following Features:

- Counter Depth
- Reversible Door Swing
- MultiAirFlow® Circulation System
- ENERGY STAR® Certified

### 500 Series

#### 24" Freestanding Counter-Depth Two Door Bottom Freezer Refrigerator—Stainless Steel Door

- 13 cu.ft.
- 80 7/16" Cutout Height
- Home Connect™
- Integrated Handles
- Easy clean stainless steel and glass front exteriors
- VitaFresh Plus™ Drawer with Humidity Adjustment
- LED Lighting Inside
- Adjustable Shelving and Door Bins for Flexible Storage
- 3 Freezer Drawers
- Ice Cube Tray
- Star-K Certified

**B24CB50ESS**

**Stainless Steel**

**2,999 3,299**

Note: For model with internal ice maker (B24CB80ES\_), see page 1-7.



B24CB50ESS



### 800 Series

#### 24" Built-In Two Door Bottom Freezer Refrigerator—Custom Panel

- 8.4 cu.ft.
- Home Connect® Features
- OptiFlex® Hinge
- VitaFreshPro®—Stable Temperature and Humidity Controlled Drawer
- Installs True Flush
- Dual Evaporators
- Recessed LED Theater Lighting
- Garage Shelving
- Full Width Shelving
- Spill-Proof Glass Shelves
- Full Extension Drawers
- Electronic Controls
- Removable Freezer Bins
- SuperCool/SuperFreeze®
- CoolPaks
- Economy/Vacation Mode
- Wine Rack
- Door Alarm

**B09IB91NSP**

**Custom Panel**

**2,999 3,299**



B09IB91NSP





*This price list supersedes all previous price lists. Prices listed herein do not include applicable state or local taxes.*

Model Number	Description	MAP	MSRP
--------------	-------------	-----	------

**800 Series**

**24" Freestanding Counter-Depth Two Door Bottom Freezer Refrigerator with Ice maker and Internal Water Dispenser**

- 13 cu.ft.
- 80 7/16" Cutout Height
- Home Connect™
- Integrated Handles
- Easy clean stainless steel and glass front exteriors
- VitaFresh Plus™ Drawer with Humidity Adjustment
- LED Lighting Inside
- Adjustable Shelving and Door Bins for Flexible Storage
- 3 Freezer Drawers
- Internal Water Dispenser
- Ice Maker with Pyramid Ice
- UltraClarityPro® Filtered Ice and Water
- Double Ice Bins
- Star-K Certified



B24CB80ESS



B24CB80ESW



B24CB80ESB



<b>B24CB80ESS</b>	<b>Stainless Steel</b>	<b>3,299</b>	<b>3,649</b>
<b>B24CB80ESW</b>	<b>White Glass</b>	<b>3,099</b>	<b>3,449</b>
<b>B24CB80ESB</b>	<b>Black Glass</b>	<b>3,099</b>	<b>3,449</b>

# BUILT-IN BOTTOM FREEZER

This price list supersedes all previous price lists. Prices listed herein do not include applicable state or local taxes.

Model Number	Description	MAP	MSRP
--------------	-------------	-----	------

## All Bosch Benchmark® Series Bottom Freezer and French Door Freezer Refrigerators Include the Following Features:

- Home Connect® Capability
- Carbon Air Filter
- Gallon Door Bins
- Installs True Flush or Framed
- SuperCool/SuperFreeze®
- Internal Ice Maker
- Sidewall LED Theater Lighting
- Adjustable Shelving
- Water Filter
- Touchscreen Control Panel
- Full Extension Drawers
- Sabbath/Economy/Vacation Mode
- OptiFlex® Hinge
- Temperature Controlled Deli Drawer
- Dual Compressor and Evaporator
- MultiAirFlow® Circulation System

## Benchmark® Series

### 30" Built-In Two Door Bottom Freezer Refrigerator

- 16.0 cu.ft.
- ENERGY STAR® Certified



B30IB905SP

B30BB935SS

**B30IB905SP** Custom Panel  
**B30BB935SS** Stainless Steel

**7,999 8,799**  
**8,999 9,899**



Pre-Assembled Package includes: Flat Stainless Panels • Bosch Handles

Both Discontinue November

### 36" Fully-Integrated French Door Bottom Freezer Refrigerator

- 19.5 cu.ft.
- ENERGY STAR® Certified



B36IT905NP

B36BT935NS

**B36IT905NP** Custom Panel  
**B36BT935NS** Stainless Steel

**8,699 9,599**  
**9,899 10,899**



Both Discontinue November

## BUILT-IN SINGLE DOOR

This price list supersedes all previous price lists. Prices listed herein do not include applicable state or local taxes.

Model Number	Description	MAP	MSRP
--------------	-------------	-----	------

### All Bosch Benchmark® Series Single Door Freezers and Refrigerators Include the Following Features:

- Home Connect® Capability
- ENERGY STAR® Certified
- Tall Door Built-In Style
- Installs True Flush or Framed
- All-LED sidewall and theater lighting
- OptiFlex® Hinge
- MultiAirFlow® Circulation System
- TFT Controls

### Benchmark® Series

#### 18" Built-In Single Door Freezer—Custom Panel

- 8.6 cu.ft.
- Internal Ice Maker
- Water Filter
- Single Compressor
- ENERGY STAR® Certified

**B18IF905SP**      **18" Freezer, Custom Panel Single Door**      **5,999**   **6,599**



B18IF905SP



#### 30" Built-In Single Door Refrigerator—Custom Panel

- 17.2 cu.ft.
- Full Width Shelving
- Full Extension Drawers
- Humidity control drawer
- Gallon Door Bins
- VitaFresh System
- ENERGY STAR® Certified








**B30IR905SP**      **30" Refrigerator, Custom Panel Single Door**      **6,999**   **7,699**



B30IR905SP



*This price list supersedes all previous price lists. Prices listed herein do not include applicable state or local taxes.*

Model Number	Description	deal	MAP	MSRP	Mainline					Benchmark						
					B36FD10ENS	B24CB80ES	B36CD50SN	B36CT_SN	B36CL81ENG	B36CL80_NS	B18IF905SP	B30BB935SS	B30IB905SP	B30IR905SP	B36BT935NS	B36IT905NP
	<b>BORPLFTR55</b> UltraClarityPro® Water Filter		<b>46</b>	<b>59</b>	•	•	•	•	•	•	•	•	•	•	•	•
	<b>BORPLFTR30</b> Water Filter		<b>40</b>	<b>49</b>		• <sup>1</sup>										
	<b>FPETHKT50</b> FreshProtect™ Ethylene Filter "Starter" Kit		<b>19</b>	<b>29</b>				•		•						
	<b>FPETHRF50</b> FreshProtect™ Ethylene Filter "Refill" Kit		<b>9</b>	<b>9</b>				•		•						
	<b>BFL18IF800</b> 18" Stainless Steel Flat Panel Freezer Door		<b>450</b>	<b>499</b>							•					
	<b>BFL30IR800</b> 30" Stainless Steel Flat Panel Freezer Door		<b>550</b>	<b>649</b>										•		
	<b>B36HNDL800</b> 36" Handle for Single Door		<b>100</b>	<b>109</b>							•		•			
	<b>HEATKITB82</b> Heater Kit		<b>399</b>	<b>439</b>							•	•	•	•	•	•

**Please make sure to order HEATKITB82 when installation is less than 6" apart but not connected, or for nontraditional side-by-side combinations without freezer column. A HEATKITB82 is recommended for use with any installation in areas that are subject to extreme humidity.**

**1 B20CS30SNS/02**

This price list supersedes all previous price lists. Prices listed herein do not include applicable state or local taxes.

Model Number	Description	MAP	MSRP
--------------	-------------	-----	------

**Bosch 100 Series Dishwashers Include the Following Features:**

**Quiet Operation**

- 50 dBA
- Multiple Layers of Sound-Absorbing Insulation
- EcoSilence™ Dual Brushless Motor System

**Design**

- All-new Recessed Handle Design
- PCB/Touch Control
- Flush Installation
- Time Remaining Display
- Self-Latching Door

**Quality**

- Anti-Finger Print Stainless Steel
- Stainless Steel Tub with Polypropylene
- 24/7 Overflow Protection
- Easily Accessible 3-Stage Filtration System

**Racks**

- 14 Place Setting Capacity
- Manual Adjusting Upper Rack
- 2 Silverware Baskets

**Performance**

- *Wash System:* PrecisionWash®
- *Drying System:* PureDry™
- Wi-Fi Home Connect® features
  - Smart Cycle Guidance
  - Delay Start, Remote Start, and Cycle Monitoring
  - Access Additional Cycles, Manuals, and Tips & Tricks
- *Cycles:*
  - *5 on the Control Panel:* Heavy, Auto, Normal, Speed60, Favorite
  - *3 Additional in Home Connect®:* Delicate, Rinse, Machine Care
- *Options:*
  - *3 on the Control Panel:* Sanitize, Extra Dry, Remote Start
  - *4 Additional in Home Connect®:* Half Load, Eco, Extra Quiet, Fast Forward

**100 Series**

**Efficiency**

- 269 kWh/year

<b>SHE3AEM5N</b>	<b>Recessed Handle, Stainless Steel</b>	<b>649</b>	<b>749</b>
<b>SHE3AEM2N</b>	<b>Recessed Handle, White</b>	<b>549</b>	<b>649</b>
<b>SHE3AEM6N</b>	<b>Recessed Handle, Black</b>	<b>549</b>	<b>649</b>



SHE3AEM5N



SHE3AEM2N



SHE3AEM6N



**Efficiency**

- 240 kWh/year
- ENERGY STAR® Certified

<b>SHE3AEE5N</b>	<b>Recessed Handle, Stainless Steel</b>	<b>669</b>	<b>749</b>
------------------	---	------------	------------



SHE3AEE5N



This price list supersedes all previous price lists. Prices listed herein do not include applicable state or local taxes.

Model Number	Description	MAP	MSRP
--------------	-------------	-----	------

**All Bosch 100 Series Plus Dishwashers Include the Following Features:**

**Quiet Operation**

- **48 dBA**
- Multiple Layers of Sound-Absorbing Insulation
- EcoSilence™ Dual Brushless Motor System

**Design**

- All-new Recessed Handle Design
- Touch Controls
- Flush Installation
- Time Remaining Display
- Self-Latching Door

**Quality**

- Anti-Finger Print Stainless Steel
- Stainless Steel Tub with Polypropylene
- 24/7 Overflow Protection
- Easily Accessible 3-Stage Filtration System

**Racks**

- 14 Place Setting Capacity
- **3 Step RackMatic®**
- 2 Silverware Baskets

**Efficiency**

- 269 kWh/year

**Performance**

- **Wash System:** PrecisionWash®
- **Drying System:** PureDry™
- Wi-Fi Home Connect® features
  - Smart Cycle Guidance
  - Delay Start, Remote Start, and Cycle Monitoring
  - Access Additional Cycles, Manuals, and Tips & Tricks
- **Cycles:**
  - **5 on the Control Panel:** Heavy, Auto, Normal, Speed60, Favorite
  - **3 Additional in Home Connect®:** Delicate, Rinse, Machine Care
- **Options:**
  - **3 on the Control Panel:** Sanitize, Extra Dry, Remote Start
  - **4 Additional in Home Connect®:** Half Load, Eco, Extra Quiet, Fast Forward

**100 Series Plus**

**SHE4AEM5N**      **Recessed Handle, Stainless Steel**

**799**    **899**



SHE4AEM5N

**SHE4AEM2N**      **Recessed Handle, White**

**699**    **799**



SHE4AEM2N

**SHE4AEM6N**      **Recessed Handle, Black**

**699**    **799**



SHE4AEM6N

All Above Discontinue July. Call for Availability

**SHV4AEB3N**      **Custom Panel**

**899**    **999**



SHV4AEB3N



This price list supersedes all previous price lists. Prices listed herein do not include applicable state or local taxes.

Model Number	Description	MAP	MSRP
--------------	-------------	-----	------

**All Bosch 100 Series Premium Dishwashers Include the Following Features:**

**Quiet Operation**

- 46 dBA
- InfoLight®
- Multiple Layers of Sound-Absorbing Insulation
- EcoSilence™ Dual Brushless Motor System

**Design**

- Touch Controls
- Flush Installation
- Time Remaining Display
- Self-Latching Door

**Quality**

- Anti-Finger Print Stainless Steel
- Stainless Steel Tub with Polypropylene
- 24/7 Overflow Protection
- Easily Accessible 3-Stage Filtration System

**Racks**

- 15 Place Setting Capacity
- Standard 3rd Rack
- 3 Step RackMatic®
- 2 Lower Rack Flip Tines (Rear)
- 1 Silverware Basket







**Efficiency**

- 269 kWh/year

**Performance**

- Wash System: PrecisionWash®
- Drying System: PureDry™
- Wi-Fi Home Connect® features
  - Smart Cycle Guidance
  - Delay Start, Remote Start, and Cycle Monitoring
  - Access Additional Cycles, Manuals, and Tips & Tricks
- Cycles:
  - 5 on the Control Panel: Heavy, Auto, Normal, Speed60, Favorite
  - 3 Additional in Home Connect®: Delicate, Rinse, Machine Care
- Options:
  - 3 on the Control Panel: Sanitize, Extra Dry, Remote Start
  - 4 Additional in Home Connect®: Half Load, Eco, Extra Quiet, Fast Forward

**100 Series Premium**

<b>SHX5AEM5N</b>	<b>Bar Handle, Stainless Steel</b>	<b>899</b>	<b>999</b>	
<b>SHX5AEM2N</b>	<b>Bar Handle, White</b>	<b>849</b>	<b>949</b>	
<b>SHX5AEM6N</b>	<b>Bar Handle, Black</b>	<b>849</b>	<b>949</b>	
<b>SHX5AEM4N</b>	<b>Bar Handle, Black Stainless Steel</b>	<b>999</b>	<b>1,099</b>	
				
				



This price list supersedes all previous price lists. Prices listed herein do not include applicable state or local taxes.

Model Number	Description	MAP	MSRP
--------------	-------------	-----	------

**Bosch 300 Series Dishwashers Include the Following Features:**

**Quiet Operation**

- Multiple Layers of Sound-Absorbing Insulation
- EcoSilence™ Dual Brushless Motor System
- Solid Molded Base to Absorb Noise while Minimizing Vibration

**Design**

- Flush Installation
- Time Remaining Display
- Self-Latching Door

**Quality**

- Easily Accessible 3-Stage Filtration System

**Performance**

- *Wash System:* PrecisionWash®
- *Drying System:* PureDry™
- *Up to Six Wash Cycles:* Heavy, Auto, Normal, Speed60
- **Up to Six Options:** Sanitize, **Delay**
- Home Connect® Allows You to Remotely Monitor and Control with Wi-Fi Connectivity

**300 Series**

**Quiet Operation**

- 48 dBA

**Quality**

- Deeper Stainless Steel Tub
- 24/7 AquaStop® Leak Protection System
- Anti-Finger Print Stainless Steel

**Design**

- Recessed Handle Design
- Touch Controls

**Racks**

- 14 Place Setting Capacity
- **2 Flip Tines Lower Rack**
- 2 Silverware Baskets

**Efficiency**

- 269 kWh/yr

**Performance**

- Wi-Fi Home Connect® features
  - Smart Cycle Guidance
  - Delay Start, Remote Start, and Cycle Monitoring
  - Access Additional Cycles, Manuals, and Tips & Tricks
- **Cycles:**
  - 5 on the Control Panel: Heavy, Auto, Normal, Speed60, Favorite
  - 3 Additional in Home Connect®: Delicate, Rinse, Machine Care
- **Options:**
  - 3 on the Control Panel: Sanitize, Remote Start, ExtraDry
  - 2 Additional in Home Connect®: Half Load, Eco



SHE41CM5N



SHE41CM2N



SHE41CM6N



<b>NEW</b> SHE41CM5N	<b>Recessed Handle, Stainless Steel</b>	<b>699</b>	<b>799</b>
<b>NEW</b> SHE41CM2N	<b>Recessed Handle, White</b>	<b>699</b>	<b>799</b>
<b>NEW</b> SHE41CM6N	<b>Recessed Handle, Black</b>	<b>699</b>	<b>799</b>

All Available to Order May, Launching June





This price list supersedes all previous price lists. Prices listed herein do not include applicable state or local taxes.

Model Number	Description	MAP	MSRP
--------------	-------------	-----	------

300 Series

**Quiet Operation**

- 46 dBA

**Design**

- Backlit Button Controls

**Quality**

- Made in Germany
- Full Stainless Steel EuroTub
- Water Softener
- AquaStop® Plus Leak Protection

**Racks**

- 15 Place Setting Capacity
- Standard 3rd Rack
- 3 Step RackMatic®
- 2 Flip Tines Upper Rack
- 2 Flip Tines Lower Rack
- 1 Silverware Basket

**Efficiency**

- 269 kWh/yr

**Performance**

- Six Wash Cycles: Rinse, Favorite
- Six Options: Delay Start (24h), Delicate, Sanitize, Extra Dry, Remote Start, Machine Care



SHE53B75UC



**SHE53B75UC**

Recessed Handle, Stainless Steel

999 1,099

**Quiet Operation**

- 46 dBA
- InfoLight®

**Design**

- Touch Controls
- Anti-Fingerprint Stainless Steel
- Self-Latching Door

**Quality**

- Deeper Stainless Steel Tub
- 24/7 AquaStop® Leak Protection System
- Easily Accessible 3-Stage Filtration System

**Racks**

- 16 Place Setting Capacity
- Standard 3rd Rack
- 3 Step RackMatic®
- EasyGlide™ on All 3 Rack Levels
- FlexSpace™ Tines
- 1 Flip Tine Upper Rack
- Flip Tines Lower Rack
  - 1 Fixed (Rear)
  - 1 Single (Left)
  - 1 Fixed (Right)
- 1 Silverware Basket

**Efficiency**

- 269 kWh/yr (except SHE53CE5N is 240 kWh/year & ENERGY STAR® Certified)

**Performance**

- Wi-Fi Home Connect® features
  - Smart Cycle Guidance
  - Delay Start, Remote Start, and Cycle Monitoring
  - Access Additional Cycles, Manuals, and Tips & Tricks
- Cycles:
  - 5 on the Control Panel: Favorite
  - 3 Additional in Home Connect®: Delicate, Rinse, Machine Care
- Options:
  - 3 on the Control Panel: ExtraDry
  - 2 Additional in Home Connect®: Half Load, Eco



SHE53C85N



SHE53C82N



SHE53C86N



SHE53CE5N²



SHX53CM5N



SHV53CM3N



**SHE53C85N¹**

Recessed Handle, Stainless Steel

999 1,099

**SHE53C82N¹**

Recessed Handle, White

949 1,049

**SHE53C86N¹**

Recessed Handle, Black

949 1,049

**SHE53CE5N²**

Recessed Handle, Stainless Steel

1,019 1,149

**SHX53CM5N**

Bar Handle, Stainless Steel

1,099 1,249

**SHV53CM3N**

Custom Panel




1,099 1,249

1 No InfoLight®

2 240 kWh/year; ENERGY STAR® Certified



This price list supersedes all previous price lists. Prices listed herein do not include applicable state or local taxes.

Model Number	Description	MAP	MSRP
<b>300 Series</b>			
<p><b>Quiet Operation</b></p> <ul style="list-style-type: none"> <li>• 46 dBA</li> <li>• InfoLight®</li> </ul> <p><b>Design</b></p> <ul style="list-style-type: none"> <li>• Touch Controls</li> <li>• Anti-Fingerprint Stainless Steel</li> </ul> <p><b>Quality</b></p> <ul style="list-style-type: none"> <li>• Deeper Stainless Steel Tub</li> <li>• 24/7 AquaStop® Leak Protection System</li> <li>• Easily Accessible 3-Stage Filtration System</li> </ul>	<p><b>Racks</b></p> <ul style="list-style-type: none"> <li>• 16 Place Setting Capacity</li> <li>• Standard 3rd Rack</li> <li>• 3 Step RackMatic®</li> <li>• EasyGlide™ on All 3 Rack Levels</li> <li>• FlexSpace™ Tines</li> <li>• 1 Flip Tine Upper Rack</li> <li>• Flip Tines Lower Rack                             <ul style="list-style-type: none"> <li>• 1 Fixed (Rear)</li> <li>• 1 Single (Left)</li> <li>• 1 Fixed (Right)</li> </ul> </li> <li>• 1 Silverware Basket</li> </ul> <p><b>Efficiency</b></p> <ul style="list-style-type: none"> <li>• 269 kWh/yr</li> </ul>	<p><b>Performance</b></p> <ul style="list-style-type: none"> <li>• Wi-Fi Home Connect® features                             <ul style="list-style-type: none"> <li>• Smart Cycle Guidance</li> <li>• Delay Start, Remote Start, and Cycle Monitoring</li> </ul> </li> <li>• Access Additional Cycles, Manuals, and Tips &amp; Tricks</li> <li>• Cycles:                             <ul style="list-style-type: none"> <li>• 5 on the Control Panel: Favorite</li> <li>• 3 Additional in Home Connect®: <b>Express</b>, Rinse, Machine Care</li> </ul> </li> <li>• Options:                             <ul style="list-style-type: none"> <li>• 3 on the Control Panel: ExtraDry</li> <li>• 4 Additional Options in Home Connect®: Half Load, <b>SpeedPerfect</b>, <b>Extra Scrub</b>, Eco</li> </ul> </li> </ul>	 <p>SHS53CD5N</p>  <p>SHS53CD2N</p> 
<b>SHS53CD5N</b>	<b>Scoop Handle, Stainless Steel</b>	<b>1,049</b>	<b>1,199</b>
<b>SHS53CD2N</b>	<b>Scoop Handle, White</b>	<b>999</b>	<b>1,099</b>



This price list supersedes all previous price lists. Prices listed herein do not include applicable state or local taxes.

Model Number	Description	MAP	MSRP
--------------	-------------	-----	------

**All Bosch 500 Series Dishwashers Include the Following Features:**

**Featuring AutoAir™**—which opens the door to let fresh air circulate for 40% drier dishes.\*

**Quiet Operation**

- InfoLight®
- Multiple Layers of Sound-Absorbing Insulation
- EcoSilence™ Dual Brushless Motor System
- Solid Molded Base to Absorb Noise while Minimizing Vibration

**Design**

• **Pocket Handle Design**

- Touch Controls
- Flush Installation
- Time Remaining Indicator
- Self-Latching Door
- Anti-Fingerprint Stainless Steel

**Quality**

- Deeper Stainless Steel Tub
- 24/7 AquaStop® Leak Protection System
- Easily Accessible 3-Stage Filtration System

**Racks**

- 16 Place Setting Capacity
- 3 Step RackMatic®
- EasyGlide™ on all 3 Rack Levels
- FlexSpace™ Tines
- **2 Flip Tines Upper Rack**
- Flip Tines Lower Rack
  - 1 Fixed (Rear)
  - 1 Single (Left)
  - 1 Fixed (Right)
- 1 Silverware Basket

• **Performance**

- **Wash System:** PrecisionWash®
- Wi-Fi Home Connect® features
  - Smart Cycle Guidance
  - Delay Start, Remote Start, and Cycle Monitoring
  - Access Additional Cycles, Manuals, and Tips & Tricks
- **Cycles:**
  - 5 on the Control Panel: Heavy, Auto, Normal, Speed60, Favorite
  - 3 Additional in Home Connect®: (**Delicate**, Rinse, Machine Care)
- **Options:**
  - 2 on the Control Panel: **Sanitize, Remote Start,**
  - 2 Additional in Home Connect®: Half Load, Eco

\*Based on average drying performance of Bosch Dishwashers with AutoAir™ after seven hours as compared to Bosch Dishwashers with PureDry™.

**500 Series**

**Quiet Operation**

- 44 dBA

**Racks**

- **Flexible 3rd Rack**

**Efficiency**

- 240 kWh/yr
- ENERGY STAR® Certified

**Performance**

- **Drying System: AutoAir™**
- **Options:**
  - Additional on the Control Panel: **AutoAir™**



SHP65CM5N



SHP65CM2N



SHP65CM6N



SHX65CM5N



**SHP65CM5N**

**Pocket Handle, Stainless Steel**

**1,099 1,249**

**SHP65CM2N**

**Pocket Handle, White**

**1,099 1,249**

**SHP65CM6N**

**Pocket Handle, Black**

**1,099 1,249**

**SHX65CM5N**

**Bar Handle, Stainless Steel**

**1,149 1,299**

**Quiet Operation**

- 38 dBA

• **Racks**

- Standard 3rd Rack

**Efficiency**

- 269 kWh/yr

**Performance**

- **Drying System: PureDry™**
- **Options:**
  - Additional on the Control Panel: **PureDry™**



SHP95CM5N



**NEW SHP95CM5N**

**Pocket Handle, Stainless Steel**

**1,249 1,399**



This price list supersedes all previous price lists. Prices listed herein do not include applicable state or local taxes.

Model Number	Description	MAP	MSRP
--------------	-------------	-----	------

**Bosch 800 Series Dishwashers Include the Following Features:**

**Featuring CrystalDry™**—a patented drying technology that transforms moisture into heat to get dishes, including plastics, 60% drier.\*

**Quiet Operation**

- **42 dBA**
- InfoLight®
- Multiple Layers of Sound-Absorbing Insulation
- EcoSilence™ Dual Brushless Motor System
- Solid Molded Base to Absorb Noise while Minimizing Vibration

**Design**

- Flush Installation
- Touch Controls
- Time Remaining Display
- Self-Latching Door

**Quality**

- Easily Accessible 3-Stage Filtration System

**Racks**

- **Flexible 3rd Rack**
- 3 Step RackMatic®
- **2 Flip Tines Upper Rack**
- 1 Silverware Basket

**Performance**

- **Wash System:** PrecisionWash®
- **Drying System:** PureDry™ **CrystalDry™**
- **Up to Seven Wash Cycles:** Heavy, Auto, Normal
- **Up to Seven Options:** Sanitize, Remote Start, **CrystalDry™**
- Home Connect® Allows You to Remotely Monitor and Control with Wi-Fi Connectivity

\*Based on aggregate average drying performance of Bosch Dishwashers with CrystalDry™ on combined household load including plastics, glass, steel, and porcelain as compared to Bosch Dishwashers with PureDry™. Drying performance may vary by dish type.

**800 Series**

**Quality**

- Made in Germany
- Stainless Steel EuroTub
- Water Softener
- AquaStop® Plus Leak Protection System

**Racks**

- 15 Place Setting Capacity
- 2 Flip Tines Lower Rack

**Efficiency**

- 269 KWh/yr

**Performance**

- **Additional Wash Cycles:** Express, Delicate, Favorite
- **Additional Options:** Delay Start (24h), Half Load, Machine Care



SHX78B75UC



SHV78B73UC

**SHX78B75UC**

**Bar Handle, Stainless Steel**

**1,349 1,499**



**SHV78B73UC**

**Custom Panel**

**1,349 1,499**



This price list supersedes all previous price lists. Prices listed herein do not include applicable state or local taxes.

Model Number	Description	MAP	MSRP
--------------	-------------	-----	------

800 Series

Featuring the New PowerControl™ Wash System plus CrystalDry™—the industry's most advanced clean meets the ultimate dry.

**Design**

- **Anti-Fingerprint Stainless Steel**

**Quality**

- Deeper Stainless Steel Tub
- 24/7 AquaStop® Leak Protection System
- Easily Accessible 3-Stage Filtration System

**Racks**


- **16 Place Setting Capacity**
- EasyGlide™ on All 3 Rack Levels
- **FlexSpace™ Tines**
- **Flip Tines Lower Rack**
  - **1 Fixed (Rear)**
  - **1 Single (Left)**
  - **1 Fixed (Right)**

**Efficiency**

- **240 KWh/yr**
- **ENERGY STAR® Certified**

**Performance**

- **Wash System: PowerControl™ with PrecisionWash®**
- **Drying System: CrystalDry™**
- Wi-Fi Home Connect® features
  - Smart Cycle Guidance
  - Delay Start, Remote Start, and Cycle Monitoring
  - Access Additional Cycles, Manuals, and Tips & Tricks
- **Cycles:**
  - **5 on the Control Panel:** Speed60, Favorite
  - **3 Additional in Home Connect®:** Delicate, Rinse, Machine Care
- **Options:**
  - **2 Additional on the Control Panel: Controlled Spray Arm**
  - **2 Additional in Home Connect®:** Half Load, Eco



SHP78CM5N



SHP78CM2N




SHP78CM6N




SHP78CM4N



SHX78CM5N



SHX78CM2N



SHX78CM6N



SHX78CM4N



SHV78CM3N



SHP78CM5N <sup>1</sup>	Pocket Handle, Stainless Steel	1,299	1,449
SHP78CM2N <sup>1</sup>	Pocket Handle, White	1,299	1,449
SHP78CM6N <sup>1</sup>	Pocket Handle, Black	1,299	1,449
SHP78CM4N <sup>1</sup>	Pocket Handle, Black Stainless Steel	1,349	1,499
SHX78CM5N	Bar Handle, Stainless Steel	1,349	1,499
SHX78CM2N	Bar Handle, White	1,349	1,499
SHX78CM6N	Bar Handle, Black	1,349	1,499
SHX78CM4N	Bar Handle, Black Stainless Steel	1,399	1,549
SHV78CM3N	Custom Panel	1,349	1,499

<sup>1</sup> No InfoLight®



This price list supersedes all previous price lists. Prices listed herein do not include applicable state or local taxes.

Model Number	Description	MAP	MSRP
--------------	-------------	-----	------

**Bosch Benchmark® Series Dishwashers Include the Following Features:**

**Quiet Operation**

- **38 dBA**
- Multiple Layers of Sound-Absorbing Insulation
- EcoSilence™ Dual Brushless Motor System
- Solid Molded Base to Absorb Noise while Minimizing Vibration

**Design:**

- Flush Installation
- Touch Controls
- **Touch Screen Display**
- Time Remaining Display
- Self Latching Door

**Quality:**

- Easily Accessible 3-Stage Filtration System
- **Water Softener**
- **Corrugated Shaped Filter**
- Racks**
- Flexible 3rd Rack
- 3 Step RackMatic®
- 1 Silverware Basket

**Performance**

- *Up to Seven Cycles:* Heavy, Auto, Normal, Speed60
- *Up to Seven Options:* Sanitize

**Quiet Operation**

- InfoLight®
- Quality:**
- **Stainless Steel EuroTub**
- **24/7 AquaStop® Plus Leak Protection System**
- **Vase Holder and Small Item Clips**
- **Interior Light**
- Made in Germany

**Racks**

- 15 Place Setting Capacity
- **6 Flip Tines Upper Rack**
- **8 Flip Tines Lower Rack**

**Efficiency**

- 269 kWh/yr

**Performance**

- *Wash System:* PrecisionWash®
- *Drying System:* PureDry™
- *Additional Cycles:* **Express, Rinse, Glass**
- *Additional Options:* **Delay Start (24h), Half Load, Delicate, ExtraDry, SpeedPerfect, ExtraScrub**

**Benchmark® Series**



SHE89PW75N



SHX89PW75N



SHV89PW73N

<b>SHE89PW75N<sup>1</sup></b>	<b>Recessed Handle TFT Display, Stainless Steel</b>	<b>2,299</b>	<b>2,549</b>
<b>SHX89PW75N</b>	<b>Bar Handle TFT Display, Stainless Steel</b>	<b>2,299</b>	<b>2,549</b>
<b>SHV89PW73N<sup>2</sup></b>	<b>Fully Integrated TFT Display Requires Custom Panel</b>	<b>2,299</b>	<b>2,549</b>

<sup>1</sup> No InfoLight®

<sup>2</sup> 39 dBA



This price list supersedes all previous price lists. Prices listed herein do not include applicable state or local taxes.

Model Number	Description	MAP	MSRP
--------------	-------------	-----	------

**Benchmark® Series**

**Featuring the New PowerControl™ Wash System plus CrystalDry™**—the industry's most advanced clean meets the ultimate dry.

**Quiet Operation**

- TimeLight®

**Design**

- Anti-Fingerprint Stainless Steel

**Quality:**

- Deeper Stainless Steel Tub
- 24/7 AquaStop® Leak Protection System

**Racks**

- **16 Place Setting Capacity**
- **EasyGlide™ Plus on All 3 Rack Levels**
- 2 Flip Tines Upper Rack
- **FlexSpace™ Plus**
- **Flip Tines Lower Rack**
  - **1 Double (Rear)**
  - **1 Single (Left)**
  - **1 Wide (Right)**

**Efficiency**

- **240 kWh/yr**
- **ENERGY STAR® Certified**

**Performance**

- **Wash System:** **PowerControl™** with PrecisionWash®
- **Drying System:** **CrystalDry™**
- Wi-Fi Home Connect® features
  - Smart Cycle Guidance
  - Delay Start, Remote Start, and Cycle Monitoring
  - Access Additional Cycles, Manuals, and Tips & Tricks
- **Cycles:**
  - **5 on the Control Panel: Favorite**
  - **3 Additional in Home Connect®:** Express, Rinse, Glass, Machine Care
- **Options:**
  - **4 on the Control Panel:** Remote Start, CrystalDry™, Controlled Spray Arm **PowerControl™**
  - **4 Additional in Home Connect®:** Half Load, SpeedPerfect, ExtraScrub, Eco



SHP9PCM5N



SHX9PCM5N



SHV9PCM3N



<b>SHP9PCM5N<sup>1</sup></b>	<b>Pocket Handle, Stainless Steel</b>	<b>1,799</b>	<b>1,999</b>
<b>SHX9PCM5N<sup>2</sup></b>	<b>Bar Handle, Stainless Steel</b>	<b>1,799</b>	<b>1,999</b>
<b>SHV9PCM3N<sup>2</sup></b>	<b>Custom Panel</b>	<b>1,799</b>	<b>1,999</b>

<sup>1</sup> No TimeLight®

<sup>2</sup> 39 dBA



**ADA-HEIGHT DISHWASHERS**




*This price list supersedes all previous price lists. Prices listed herein do not include applicable state or local taxes.*





Model Number	Description	MAP	MSRP
--------------	-------------	-----	------






**Bosch ADA-Height Dishwashers Include the Following Features:**

- |   |  |  |
|---|--|--|
| <p><b>Design</b></p> <ul style="list-style-type: none"> <li>• Time Remaining Display</li> <li>• ADA Compliant Height (32" Tall)</li> </ul> <p><b>Racks</b></p> <ul style="list-style-type: none"> <li>• RackMatic®</li> <li>• Flexible Silverware Basket</li> </ul> | <p><b>Quality</b></p> <ul style="list-style-type: none"> <li>• Full Stainless Steel Tub</li> <li>• 24/7 AquaStop® Plus</li> <li>• Easily Accessible 3-Stage Filtration System</li> </ul> <p><b>Efficiency</b></p> <ul style="list-style-type: none"> <li>• ENERGY STAR® Certified</li> </ul> | <p><b>Performance</b></p> <ul style="list-style-type: none"> <li>• <i>Up to Seven Wash Cycles:</i> Heavy, Auto, Normal, Favorite, Rinse</li> <li>• <i>Six Options:</i> Delicate, Extra Dry, Sanitize, 24H Delay Start, Machine Care, Remote Start</li> <li>• Home Connect® Allows You to Remotely Monitor and Control with Wi-Fi Connectivity</li> </ul> |
|---|--|--|

**300 Series EuroTub/ADA-Height 18" and 24"**

<p><b>Quiet Operation</b></p> <ul style="list-style-type: none"> <li>• 46 dBA</li> </ul>	<p><b>Racks</b></p> <ul style="list-style-type: none"> <li>• 10 Place Setting Capacity (18" Width)</li> <li>• Standard 3rd Rack</li> </ul> <p><b>Quality</b></p> <ul style="list-style-type: none"> <li>• Made in Poland</li> </ul> <p><b>Efficiency</b></p> <ul style="list-style-type: none"> <li>• 269 kWh/yr</li> </ul>	 <p>SPE53B52UC</p>  <p>SPE53B56UC</p> 
<p><b>SPE53B52UC</b>      <b>18" Recessed Handle, White</b>      <b>999</b>   <b>1,099</b></p> <p><b>SPE53B56UC</b>      <b>18" Recessed Handle, Black</b>      <b>999</b>   <b>1,099</b></p>	<p><b>Discontinued. Please Call for Availability</b></p>	

<p><b>Quiet Operation</b></p> <ul style="list-style-type: none"> <li>• 46 dBA</li> </ul>	<p><b>Racks</b></p> <ul style="list-style-type: none"> <li>• 10 Place Setting Capacity (18" Width)</li> <li>• Standard 3rd Rack</li> </ul> <p><b>Quality</b></p> <ul style="list-style-type: none"> <li>• Made in Poland</li> </ul> <p><b>Efficiency</b></p> <ul style="list-style-type: none"> <li>• 240 kWh/yr</li> </ul>	 <p>SPE53C52UC</p>  <p>SPE53C55UC</p>  <p>SPE53C56UC</p> 
<p><b>SPE53C52UC</b>      <b>18" Recessed Handle, White</b>      <b>999</b>   <b>1,099</b></p> <p><b>SPE53C55UC</b>      <b>18" Recessed Handle, Stainless Steel</b>      <b>999</b>   <b>1,099</b></p> <p><b>SPE53C56UC</b>      <b>18" Recessed Handle, Black</b>      <b>999</b>   <b>1,099</b></p>		

<p><b>Quiet Operation</b></p> <ul style="list-style-type: none"> <li>• 46 dBA</li> </ul> <p><b>Design</b></p> <ul style="list-style-type: none"> <li>• Toe Panel Color: Stainless Steel</li> </ul>	<p><b>Racks</b></p> <ul style="list-style-type: none"> <li>• 14 Place Setting Capacity</li> </ul> <p><b>Quality</b></p> <ul style="list-style-type: none"> <li>• Made in Germany</li> <li>• Water Softener</li> </ul> <p><b>Efficiency</b></p> <ul style="list-style-type: none"> <li>• 240 kWh/yr</li> </ul>	 <p>SGE53C55UC</p>  <p>SGE53C52UC</p>  <p>SGE53C56UC</p>  
<p><b>SGE53C55UC</b>      <b>24" Recessed Handle, Stainless Steel</b>      <b>999</b>   <b>1,099</b></p> <p><b>SGE53C52UC</b>      <b>24" Recessed Handle, White</b>      <b>999</b>   <b>1,099</b></p> <p><b>SGE53C56UC</b>      <b>24" Recessed Handle, Black</b>      <b>999</b>   <b>1,099</b></p>		



**ADA-HEIGHT DISHWASHERS**

*This price list supersedes all previous price lists. Prices listed herein do not include applicable state or local taxes.*

Model Number	Description	MAP	MSRP
--------------	-------------	-----	------

**800 Series EuroTub/ADA-Height 18" and 24"**

**Quiet Operation**  
 • 44 dBA  
 • InfoLight®

**Racks**  
 • Place Setting Capacity 10  
 • Standard 3rd Rack

**Quality**  
 • Made in Poland  
 • Vase Holder and Small Item Clips

**Efficiency**  
 • 240 kWh/yr

**Performance**  
 • Drying System: CrystalDry™  
 • Additional Wash Cycles: Delicate, Express



SPE68C75UC



SPX68C75UC



SPV68C73UC

<b>NEW</b> SPE68C75UC <sup>1</sup>	18" Recessed Handle, Stainless Steel	1,299	1,449
<b>NEW</b> SPX68C75UC	18" Bar Handle, Stainless Steel	1,349	1,499
<b>NEW</b> SPV68C73UC	18" Fully Integrated – Requires Custom Panel	1,349	1,499



**Quiet Operation**  
 • 42 dBA  
 • InfoLight®

**Racks**  
 • Place Setting Capacity 15

**Quality**  
 • Made in Germany  
 • Water Softener  
 • Vase Holder and Small Item Clips

**Efficiency**  
 • 240 kWh/yr

**Performance**  
 • Drying System: CrystalDry™



SGE78C55UC



SGX78C55UC



SGV78C53UC












SGE78C55UC <sup>1</sup>	24" Recessed Handle, Stainless Steel	1,299	1,449
SGX78C55UC	24" Bar Handle, Stainless Steel	1,349	1,499
SGV78C53UC	24" Fully Integrated – Requires Custom Panel	1,349	1,499



<sup>1</sup> No InfoLight®



This price list supersedes all previous price lists. Prices listed herein do not include applicable state or local taxes.




Model Number	Description	MAP	MSRP	100 Series	100 Series Plus	100 Series Premium	300 Series	500 Series	800 Series	Benchmark	All ADA Models
 <b>SGZ1010UC</b>	Dishwasher Drain Hose Extension 76¾"	18	19	•	•	•	•	•	•	•	
 <b>SGZ1052UC</b>	Dishwasher Accessory Kit with Extra Tall Item Sprinkler, Vase/Bottle Holder, 3 Plastic Item Clips and Small Item Basket	19	29	•	•						
 <b>SMZ1008UC</b>	Bosch Dishwasher Bar Handle, Stainless Steel, July 2023 Style	59	69	•	•	•	•	•	•	•	
 <b>SMZ4026</b>	MyWay™ Rack Silverware Insert Accessory	20	29						• <sup>1</sup>		
 <b>SMZ4000UC</b>	Flexible Silverware Basket	25	29	•	•	•	•	•	•	•	
 <b>SMZ5000</b>	Dishwasher Accessory Kit with Extra Tall Item Sprinkler, Vase/Bottle Holder, 3 Plastic Item Clips and Small Item Basket	19	29	•	•	•	•	•	•	•	
 <b>SMZ5002UC</b>	Anti-Tarnish Silverware Cassette with Clips	25	29	•	•	•	•	•	•	•	
 <b>SMZ5003</b>	18" Dishwasher Accessory Hinge for 4" Toekick Height Installation	150	169								•
 <b>SMZ5400</b>	MyWay™ Rack Large Silverware Insert Accessory	30	39						• <sup>1</sup>		
 <b>SMZCD200UC</b>	Flexible 3rd Rack	49	59	• <sup>2</sup>	•	•	•	•	•	•	
 <b>SMZEPC1UC</b>	Power Cord Clips + Edge Protector Kit Edge Protector Is for Dishwasher Installations through Metal Cabinetry, for Water/drain/electrical Lines	5	9	•	•	•	•	•	•	•	

1 SH\_M88Z7\_N models only  
2 Alternative for SHXM4AY5\_N only



## ACCESSORIES

*This price list supersedes all previous price lists. Prices listed herein do not include applicable state or local taxes.*

Model Number	Description	MAP	MSRP								
<b>Accessories for Dishwashers</b>											
				100 Series	100 Series Plus	100 Series Premium	300 Series	500 Series	800 Series	Benchmark	All ADA Models
	<b>SMZ3IN1UC</b> Dish Junction Box and Supply Hose Kit	<b>49</b>	<b>59</b>	•	•	•	•	•	•	•	
	<b>SMZPCJB1UC</b> Junction Box Kit (alternate to the 3-Prong Power Cord Kit)	<b>20</b>	<b>29</b>	•	•	•	•	•	•	•	
	<b>SMZSH1ABUC</b> Bosch Dishwasher Water Supply Hose	<b>39</b>	<b>49</b>	•	•	•	•	•	•	•	



This price list supersedes all previous price lists. Prices listed herein do not include applicable state or local taxes.

Model Number	Description	MAP	MSRP
--------------	-------------	-----	------

**All Bosch Washers Include the Following Features:**

- SpeedPerfect™ Provides up to 40% Faster Washing
- EcoSilence™ BLDC Motor for Quieter Operation
- Wave Profiled Stainless Steel Drum
- Anti-Vibration Circular Side Walls
- ENERGY STAR® Certified
- Improved Energy Efficiency and Performance
- Child Lock
- Signal
- Internal Water Heater
- Installation: Stackable, Side-by-Side, Under Counter or Pedestal Option
- 208-240 V
- Plug type 240V; NEMA 6-15 (3 prong)

**300 Series**

**24" Compact Washer**

**Design**

- White Exterior with White Dial and White Door Ring
- Touch Control Display
- Large 2.2 cu.ft. Capacity
- Spin Speed up to 1400 RPM
- Clear See-Through Window
- Matching Dryer WTG86403UC

**Quality**

- Energy Consumption 84 kWh/year

**Silence Level**

- Washing/Spinning 54/73 dBA

**15 Individually-Tailored Washing Programs**

- Cotton Normal, Cotton Light Soil, Permanent Press, Permanent Press Heavy Soil, Permanent Press Light Soil, Jeans, Quick Wash 30 min.,

Heavy Duty, Delicates, Hand wash/Wool, Allergen, Towels, Drum Clean, Drain, Rinse/Spin

**6 Options**

- SpeedPerfect™, Temperature, Finish In, Extra Rinse, Prewash, Spin Speed
- Plugs into Wall Receptacle or Dryer Adapter (provided with each dryer)
- Hose Length: 48"



WGA12400UC



**WGA12400UC**

**24" White Cabinet with White Dial and White Door Ring**

**1,249 1,399**

**500 Series**

**24" Compact Washer**

**Home Connect® Features**

- App Allows You to Operate Washer From Anywhere In the Home
- Remote Diagnostics, Monitoring, and Control
- Energy Management Information

**Design**

- White Exterior with Chrome Door Ring
- Updated Touch Control Display
- New, Larger 2.4 cu. ft. Capacity
- Spin Speed up to 1600 RPM

- Tinted Glass Window with Bosch Magneto
- Matching Dryer WQB245B0UC

**Quality**

- Energy Consumption 105 kWh/year

- AquaStop® Plus Leak Protection System in the Hoses and the Base

**Silence Level**

- Washing/Spinning 51/75 dBA

**13 Individually-Tailored Washing Programs**

- Cotton, SuperQuick, Delicates, Bedding, Rinse, Towels, Whites, Mix,

Jeans, Sanitize, Hand Wash/Wool, Spin/Drain, Drum Clean

**10 Options**

- SpeedPerfect™, Temperature, Finish In, Prewash, Spin Speed, Start/Pause, Rinse Plus, Remote Start, Mini Load, Stains (Stains Program Treats Blood, Oils - food based, Red Wine, Grass, Sweat, Cosmetics based stains)
- Plugs into Wall Receptacle or Dryer Adapter (provided with each dryer)
- Hose Length: 59"



WGB24600UC



**NEW WGB24600UC**

**24" White Cabinet with Chrome Door Ring**

**1,499 1,649**



*This price list supersedes all previous price lists. Prices listed herein do not include applicable state or local taxes.*

Model Number	Description	MAP	MSRP
--------------	-------------	-----	------

**800 Series**

**24" Compact Washer**

**Home Connect® Features**

- App Allows You to Operate Washer from Anywhere in the Home
- Easy Start Option for Your Wash Cycle
- Energy Management Information

**Design**

- Pearl Steel Exterior with Chrome Door
- Updated Touch Control Display
- New i-DOS Automatic Dosing
- New, Larger, 2.4 cu ft Capacity
- Spin Speed up to 1600 RPM

- Interior LED Drum Light
- Tinted Glass Window with Bosch Magneto
- Matching Dryer WQB245AXUC

**Quality**

- Energy Consumption 105 kWh/year
- AquaStop® Plus Leak Protection System in the Hoses and the Base

**Silence Level**

- Washing/Spinning 51/75 dBA

**13 Individually-Tailored**

**Washing Programs**

- Cotton, SuperQuick, Delicates, Bedding,

Automatic, Towels, Whites, Mix, Jeans, Sanitize, Hand Wash/Wool, Spin/Drain, Drum Clean

**10 Additional Options**

- SpeedPerfect™, Temperature, Finish In, Prewash, Spin Speed, Start/Pause, Rinse Plus, Remote Start, Mini Load, Stains (Stains Program Treats Blood, Oils - food based, Red Wine, Grass, Sweat, Cosmetics Based Stains)
- Plugs into Wall Receptacle or Dryer Adapter (provided with each dryer)
- Hose Length: 59"



WGB246AXUC



<b>NEW</b> WGB246AXUC	<b>24" Pearl Steel Cabinet with Chrome Door Ring</b>	<b>1,849</b>	<b>2,049</b>
-----------------------	--	--------------	--------------



*This price list supersedes all previous price lists. Prices listed herein do not include applicable state or local taxes.*

Model Number	Description	MAP	MSRP
--------------	-------------	-----	------

**All Bosch Dryers Include the Following Features:**

- Large 4.0 cu.ft. Capacity
- Anti-Vibration Circular Side Walls
- Sensitive Drying System
- Start/Pause to Add an Item
- ENERGY STAR® Certified
- Child Lock
- Extra-Fine Lint Filter
- ActiveDry® System
- **Installation**
  - Stackable, Side-by-Side, Under Counter or Pedestal Option
  - No Ducting Required
  - Drain Pump and Hose Included
- Power Cord Included with Plug Type: 240V; NEMA 6-15 (3 Prong). Dryer Is Also Supplied with a Power Adapter to Fit a Standard 4-Prong 30A Dryer Receptacle (NEMA 14-30R) and Powers Both Bosch Washer and Dryer

**300 Series**

**24" Compact Condensation Dryer**

**Design**

- White Exterior with White Dial and White Door Ring Touch Control Display
- Stainless Steel Drum
- Clear See-Through Window
- Matching Washer WGA12400UC

**Quality**

- Energy Consumption 315 kWh/year

**Silence Level**

- 63 dBA

**15 Individually-Tailored Drying Programs**

- Cotton Extra Dry, Cotton Dry (Regular), Permanent Press Extra Dry, Permanent Press Dry, Permanent Press Damp,

Jeans, Quick Dry Auto, Air Fluff/No Heat, Time Dry Variable, Quick 40, Delicates, Heavy Duty, Sanitize, Hand Wash/Wool, Towels

**6 Options**

- Dry Level, Time Dry, Finish In, Wrinkle Block, Low Heat, Signal



WTG86403UC



**WTG86403UC**

**24" Ventless Condensation Drying System  
White with White Dial and White Door Ring**

**1,149 1,299**

**500 Series**

**24" Compact Heat Pump Dryer with Self-Cleaning Condenser**

**Home Connect® Features**

- App Allows You to Operate Dryer from Anywhere in the Home
- Smart Dry Connects the Dryer to the Washer to Determine the Best Drying Program based off of the Wash Cycle

**Design**

- White Exterior with Chrome Door Ring
- Updated Touch Control Display
- Reversible Door (No Additional Parts Required)

- Stainless Steel Structured Drum
- Tinted Glass Window with Bosch Magneto
- Matching Washer WGB24600UC

**Quality**

- Energy Consumption 125 kWh/year

- Maintenance-Free Self Cleaning Condenser

- Dual-Layer Lint Filtration System

**Silence Level**

- 62 dBA

**13 Individually-Tailored Drying Programs**

- Cotton, Quick Dry Auto, Delicates, Bedding, Anti Shrink, Towels, Jeans, Mix, Sportswear, Sanitize, Time Dry, Hand Wash / Wool, Air Fluff

**9 Options**

- Dryness Level, Time Dry, Finish In, Wrinkle Block, Low Heat, Remote Start, Start / Pause, Dry Level Adjust, End Signal



WQB245B0UC



**NEW WQB245B0UC**

**24" Ventless Heat Pump Dryer with Self-Cleaning Condenser  
White with Chrome Door Ring**

**1,499 1,649**



This price list supersedes all previous price lists. Prices listed herein do not include applicable state or local taxes.

Model Number	Description	MAP	MSRP
--------------	-------------	-----	------

800 Series

**24" Compact Heat Pump Dryer with Self-Cleaning Condenser**

**Home Connect® Features**

- App Allows You to Operate Dryer from Anywhere in the Home
- Easy Start Option for Your Dry Cycle

**Design**

- Pearl Steel Exterior with Chrome Door Ring
- Updated Touch Display
- Interior LED Drum Light
- Reversible Door (No Additional Parts Required)
- Stainless Steel Structured Drum

- Tinted Glass Window with Bosch Magneto
- Matching Washer WGB246AXUC

**Quality**

- Energy Consumption 125 kWh/year

**Silence Level**

- 62 dBA

**13 Individually-Tailored Drying Programs**

- Cotton, Quick Dry Auto, Delicates, Bedding, Steam Restore, Towels, Jeans, Mix, Sportswear, Sanitize, Time Dry, Hand Wash / Wool, Air Fluff

**9 Options**

- Dryness Level, Time Dry, Finish In, Wrinkle Block, Low Heat, Remote Start, Start / Pause, Dry Level Adjust, End Signal



WQB245AXUC



<b>NEW</b> WQB245AXUC	24" Pearl Steel Cabinet with Chrome Door Ring	1,849	2,049
-----------------------	---	-------	-------










Accessories for Laundry

			Washers			Dryers			
			WGA12400UC	WGB24600UC	WGB246AXUC	WTG86403UC	WQB245B0UC	WQB245AXUC	
	<b>WMZ20600</b>	Drying Rack for Wool items, Shoes, etc. for Bosch 24" Dryers					•	•	•
	<b>WMZPW20W</b>	Pedestal with Drawer for 24" Washer	•	•					
	<b>WTZPW20D</b>	Pedestal with Drawer for 24" Dryer				•	•		
	<b>NEW WMZPW2XW</b>	Washer 24" Pedestal - Pearl Steel			•				
	<b>NEW WTZPW2XD</b>	Dryer 24" Pedestal - Pearl Steel						•	



## ACCESSORIES

*This price list supersedes all previous price lists. Prices listed herein do not include applicable state or local taxes.*

Model Number	Description	MAP	MSRP	Washers			Dryers		
				WGA12400UC	WGB24600UC	WGB246AXUC	WTG86403UC	WQB245B0UC	WQB245AXUC
	<b>WTZ11400UC</b> Stacking Kit with Pull Out Tray	149	169	•			•		
	<b>WTZ20410UC</b> Stacking Kit without Pull Out Tray	49	59	•			•		
	<b>NEW WTZ27510UC</b> 500 Stacking Kit – NO Drawer White	69	79		•			•	
	<b>NEW WTZ27500UC</b> 500 Stacking Kit – w/ Drawer White	199	219		•			•	
	<b>NEW WTZ2751XUC</b> 800 Stacking Kit – NO Drawer Pearl Steel	69	79			•			•
	<b>NEW WTZ2750XUC</b> 800 Stacking Kit – w/ Drawer Pearl Steel	199	219			•			•
	<b>WTZPA20UC</b> Dryer Power Adapter – 4 Prong 240V; NEMA 14-30R to 6-15R	69	79				• <sup>1</sup>	• <sup>1</sup>	• <sup>1</sup>
	<b>WTZPA30US</b> Dryer Power Adapter – 3 Prong 240V; NEMA 10-30R to 6-15R	69	79				• <sup>1</sup>	• <sup>1</sup>	• <sup>1</sup>
	<b>WTZSB30UC</b> Bracket Style Stacking Kit	49	59	•	•		•	•	

<sup>1</sup> Adapter only works with dryers listed in this guide.





*This price list supersedes all previous price lists. Prices listed herein do not include applicable state or local taxes.*

Model Number	Description	MAP	MSRP
--------------	-------------	-----	------

**800 Series**

**24" Built-In Coffee Machine**

- Home Connect® App Allows You to Prepare Coffee from Anywhere in the Home
- Within Minutes Prepare Espressos, Cappuccinos, Lattes, Macchiato and More
- MyFavorites Stores up to 8 of Your Favorite Coffee Preferences
- Large TFT Color Touch Screen Interface
- Automatic System for Cleaning, Milk Steam Rinsing and Descaling
- AromaPro Provides Constant Pressure for an Enhanced Coffee Experience
- Grinding Settings for Dark or Light Coffee
- OneTouch DoubleCup Dispenses Two Beverages at the Same Time
- Integrated Built-In Sensors Will Alert You When Coffee, Water Level Is Low
- AromaDouble Shot Prepares Extra-Strong Coffee with Less Bitterness
- Individual Cup Volume Allows You to Adjust Your Coffee Cup Size
- 1 lb. Bean Container
- 81 oz. Water Reservoir
- Stainless Steel 17 oz. Milk Container
- Drip Tray Removable for Cleaning
- 120 V



BCM8450UC



<b>BCM8450UC</b>	<b>Bosch Built-In Coffee Machine</b>	<b>3,699</b>	<b>4,099</b>
------------------	--------------------------------------	--------------	--------------

**Accessories for Coffee Machine**

				BCM8450UC
	<b>HEZCMT3050</b>	<b>30" SS Trim Kit</b>	<b>429</b> <b>479</b>	•

**For coffee accessories, please see the Cleaners & Accessories Price List.**

# FREESTANDING RANGES—INDUCTION

This price list supersedes all previous price lists. Prices listed herein do not include applicable state or local taxes.

Model Number	Description	MAP	MSRP
--------------	-------------	-----	------

## All Bosch Induction Ranges Include the Following Features:

- Genuine European Convection
- Easy to View Inclined Display
- 8 Cooking Modes
- Sabbath Mode
- Faster than Gas or Electric
- Temperature Probe
- Dampened Hinges Softly Guide the QuietClose Door Shut
- Heavy-Duty Metal Knobs
- One Halogen Light
- Catalytic Clean Cavity
- Kitchen Timer

## 800 Series

### 30" Industrial-Style Induction Range

- 4 Induction Zones
- Oven Capacity at 3.9 cu.ft.
- 2 Standard Racks
- 2,700 W Convection Element
- Electrical supply: 40 A, 240 V/208 V

LR: 1,400 W / 2,200 W	RR: 1,850 W / 3,000 W
LF: 2,300 W / 3,700 W	RF: 2,300 W / 3,700 W



HIS8055U

**HIS8055U**

**Stainless Steel**

**4,399 4,849**

### 36" Industrial-Style Induction Range

- First 36" Bosch Range with the Most Powerful Element of 5,500 W and CombiZone™
- 5 Induction Zones
- Oven Capacity at 3.7 cu.ft.
- 1 Telescopic Rail with Rack
- 1 Standard Rack
- 2,500 W Convection Element
- Electrical supply: 50 A, 240 V/208 V

LR: 1,850 W / 3,000 W	C: 1,850 W / 3,000 W	RR: 1,400 W / 2,200 W
LF: 1,850 W / 3,000 W		RF: 2,300 W / 3,700 W



HIS8655U

**HIS8655U**

**Stainless Steel**

**6,199 6,849**

# FREESTANDING RANGES—GAS

This price list supersedes all previous price lists. Prices listed herein do not include applicable state or local taxes.

Model Number	Description	MAP	MSRP
--------------	-------------	-----	------

## All Bosch Industrial-Style Gas Ranges Include the Following Features:

- Powerful 18,000 BTU Dual Flame Burner
- 3 Cooking Modes
- 17,000 BTU Bake Burner
- Dishwasher-Safe Grates
- Continuous Grate Design
- Heavy Metal Knobs
- One Halogen Light
- Catalytic Clean Cavity
- Kitchen Timer
- LP Conversion Kit
- Electrical Supply: 15 A, 120 V

## 800 Series

### 30" Industrial-Style Gas Range

- 5 Burners
- Oven Capacity at 3.6 cu.ft.
- 2 Standard Racks
- 11,500 BTU Broil Burner

LR: 10,000 BTU (NG)	C: 18,000 BTU (NG)	RR: 5,000 BTU (NG)
LF: 5,000 BTU (NG)		RF: 10,000 BTU (NG)

<b>HGS8055UC</b>	<b>Stainless Steel</b>	<b>3,699</b>	<b>4,099</b>
<b>HGS8045UC</b>	<b>Black Stainless Steel</b>	<b>4,199</b>	<b>4,649</b>



HGS8055UC



HGS8045UC

### 36" Industrial-Style Gas Range

- 6 Burners Adding More Flexibility to Your Cooking
- Oven Capacity at 3.4 cu.ft.
- 1 Telescopic Rail with Rack
- 1 Standard Rack
- 14,000 BTU Broil Burner

LR: 5,000 BTU (NG)	CR: 10,000 BTU (NG)	RR: 10,000 BTU (NG)
LF: 18,000 BTU (NG)	CF: 10,000 BTU (NG)	RF: 10,000 BTU (NG)

<b>HGS8655UC</b>	<b>Stainless Steel</b>	<b>4,899</b>	<b>5,399</b>
<b>HGS8645UC</b>	<b>Black Stainless Steel</b>	<b>5,499</b>	<b>6,049</b>



HGS8655UC



HGS8645UC

# FREESTANDING RANGES—DUAL FUEL

This price list supersedes all previous price lists. Prices listed herein do not include applicable state or local taxes.

Model Number	Description	MAP	MSRP
--------------	-------------	-----	------

## All Bosch Industrial-Style Dual-Fuel Ranges Include the Following Features:

- Powerful 18,000 BTU Dual Flame Burner
- Genuine European Convection
- 8 Cooking Modes
- Sabbath Mode
- Temperature Probe
- 1,700 W Bake Element
- 2,900 W Broil Element
- Dishwasher-Safe Grates
- Continuous Grate Design
- Heavy Metal Knobs
- One Halogen Light
- Catalytic Clean Cavity
- Kitchen Timer
- LP Conversion Kit
- Electrical Supply: 20 A, 240 V/208 V

## 800 Series

### 30" Industrial-Style Dual Fuel Range

- 5 Burners
- Oven Capacity at 3.9 cu.ft.
- 2 Standard Racks
- 2,700 W Convection Element

LR: 10,000 BTU (NG)	CR: 18,000 BTU (NG)	RR: 5,000 BTU (NG)
LF: 5,000 BTU (NG)		RF: 10,000 BTU (NG)



HDS8055U

<b>HDS8055U</b>	<b>Stainless Steel</b>	<b>3,899</b>	<b>4,299</b>
<b>HDS8045U</b>	<b>Black Stainless Steel</b>	<b>4,299</b>	<b>4,749</b>



HDS8045U

### 36" Industrial-Style Dual Fuel Range

- 6 Burners Adding More Flexibility to Your Cooking
- Oven Capacity at 3.7 cu.ft.
- 1 Telescopic Rail with Rack
- 1 Standard Rack
- 2,500 W Convection Element

LR: 5,000 BTU (NG)	CR: 10,000 BTU (NG)	RR: 10,000 BTU (NG)
LF: 18,000 BTU (NG)	CF: 10,000 BTU (NG)	RF: 10,000 BTU (NG)



HDS8655U

<b>HDS8655U</b>	<b>Stainless Steel</b>	<b>5,799</b>	<b>6,399</b>
<b>HDS8645U</b>	<b>Black Stainless Steel</b>	<b>6,299</b>	<b>6,949</b>



HDS8645U

# SLIDE-IN RANGES—INDUCTION

This price list supersedes all previous price lists. Prices listed herein do not include applicable state or local taxes.

Model Number	Description	MAP	MSRP
--------------	-------------	-----	------

## All Bosch Induction Slide-In Ranges Include the Following Features:

- The Bosch Slide-In Range Fits in Any Freestanding Range Cutout
- 400 W Warming Drawer
- Touch Control for Easier Operation of the Oven
- Temperature Conversion for Convection Cooking
- 2–4 hr Time-Adjustable Self Clean
- Temperature Probe
- Extra Large Door Window
- Star-K Certified 100°–450°F
- Rear Vent Trim Included
- 17 Heat Levels
- A 11" Heating Element Offers 3,700 W of Power
- Faster than Gas or Electric
- Easier to Clean and More Efficient
- SpeedBoost®
- ChildLock
- SafeStart
- 2,000 W Convection Ring Element
- Genuine European Convection
- Fast Preheat™
- Large Oven Capacity at 4.6 cu.ft.
- Recessed 8-Pass 3,800 W Broil Element
- Powerful 2,400 W 4-Pass Bake Element
- Electrical Supply: 40 A

## 800 Series

### 30" Induction Slide-In Range

- 11 Specialized Cooking Modes
- One Oven Light
- Large Oven Capacity at 4.6 cu.ft.
- 3 Standard Racks

LR: 9" @ 2,200 W/3,700 W (SpeedBoost®)	RR: 11" @ 2,600 W/3,700 W (SpeedBoost®)
LF: 6" @ 1,400 W/2,200 W (SpeedBoost®)	RF: 6" @ 1,400 W/2,200 W (SpeedBoost®)



HI18057U

**HI18057U**

**Stainless Steel**

**3,799 4,199**

**HI18047U**

**Black Stainless Steel**

**3,999 4,399**



HI18047U

## Benchmark® Series

### 30" Induction Slide-In Range

- QuietClose® Door
- A Full-Extension Telescopic Rack
- Two Oven Lights
- Kitchen Timer
- FlexInduction® Cooktop Can Combine Two Cooking Zones into One Continuous Surface
- PowerMove®
- PotSense
- PreciseSelect®
- 1 Telescopic Rack, 2 Standard racks

LR : 8" x 9" @ 2,200 W/3,600 W (SpeedBoost®)	RR: 11" @ 2,600 W/3,700 W (SpeedBoost®)	Full Zone: 16" x 9" @ 3,300 W/3,600 W (SpeedBoost®)
LF: 8" x 9" @ 2,200 W/3,600 W (SpeedBoost®)	RF: 6" @ 1,400 W/2,200 W (SpeedBoost®)	



HI1P057U

**HI1P057U**

**30" Induction Slide-In Range**

**4,099 4,549**

## SLIDE-IN RANGES—ELECTRIC

This price list supersedes all previous price lists. Prices listed herein do not include applicable state or local taxes.

Model Number	Description	MAP	MSRP
--------------	-------------	-----	------

### All Bosch Electric Slide-In Ranges Include the Following Features:

- The Bosch Slide-In Range Fits in Any Freestanding Range Cutout
- 400 W Warming Drawer
- Touch Control for Easier Operation of the Oven
- Temperature Conversion for Convection Cooking
- 2–4 hr Time-Adjustable Self Clean
- Extra Large Door Window
- Star-K Certified 100°–450° F
- Rear Vent Trim Included
- 2,000 W Convection Ring Element
- Genuine European Convection
- Heavy-Duty Metal Knobs
- 11 Specialized Cooking Modes
- Fast Preheat™
- Kitchen Timer
- Large Oven Capacity at 4.6 cu.ft.
- Recessed 8-Pass 3,800 W Broil Element
- Powerful 2,400 W 4-Pass Bake Element
- Electrical Supply: 40 A

### 800 Series

#### 30" Electric Slide-In Range

- 2,000 W Convection Ring Element
- 3 Standard Racks

LR: 6" @ 1,200 W
LF: 9"/6" @ 3,000 W/1,400 W

C: 6" @ 100 W Warming Element
----------------------------------

RR: 6" @ 1,200 W
RF: 9.5" @ 3,200 W



HEI8056U

**HEI8056U**

**Stainless Steel**

**2,399 2,649**

**HEI8046U**

**Black Stainless Steel**

**2,599 2,899**

Discontinues October



HEI8046U

### Benchmark® Series

#### 30" Electric Slide-In Range

- QuietClose® Door
- Temperature Probe
- A Full-Extension Telescopic Rack
- Two Oven Lights
- Cook with 6", 9" or 12" Elements
- 1 Telescopic Rack, 2 Standard racks

LR: 6" @ 1,200 W
LF: 6"/9"/12" @ 1,050 W/1,950 W/3,000 W

C: 6" @ 100 W Warming Element
----------------------------------

RR: 6" @ 1,200 W
RF: 9.5" @ 3,200 W



HEIP056U

**HEIP056U**

**30" Electric Slide-In Range**

**2,999 3,299**

Discontinues November

## SLIDE-IN RANGES—GAS

This price list supersedes all previous price lists. Prices listed herein do not include applicable state or local taxes.

Model Number	Description	MAP	MSRP
--------------	-------------	-----	------

### All Bosch Gas Slide-In Ranges Include the Following Features:

- The Bosch Slide-In Range Fits in Any Freestanding Range Cutout
- 400 W Warming Drawer
- Touch Control for Easier Operation of the Oven
- Temperature Conversion for Convection Cooking
- 2–4 hr Time-Adjustable Self Clean
- Extra Large Door Window
- Star-K Certified 100°–450°F
- Rear Vent Trim Included
- Heavy-Duty Metal Knobs
- Low-Profile Continuous Grate Design
- Stainless Steel Maintop
- 9 Specialized Cooking Modes
- Standard Convection
- 5 Burners Add Flexibility to Your Cooking
- Kitchen Timer
- Large Oven Capacity at 4.8 cu.ft.
- 18,000 BTU Bake Burner
- 12,500 BTU Broil Burner
- LP Conversion Kit Included
- Electrical Supply: 15 A

### 800 Series

#### 30" Gas Slide-In Range

- Powerful 18,000 BTU Center Burner
- 3 Standard Racks

LR: 5,000 BTU (NG)	C: 18,000 BTU (NG)	RR: 5,000 BTU (NG)
LF: 10,000 BTU (NG)		RF: 15,000 BTU (NG)



HG18056UC

**HG18056UC**

**Stainless Steel**

**2,549 2,849**

**HG18046UC**

**Black Stainless Steel**

**2,749 3,049**



HG18046UC

### Benchmark® Series

#### 30" Gas Slide-In Range

- QuietClose® Door
- Temperature Probe
- A Full-Extension Telescopic Rack
- Temperature Probe
- Two Oven Lights
- Powerful 20,000 BTU Center Dual-Stacked Burner Designed for Faster Boiling and Low Simmer
- 1 Telescopic Rack, 2 Standard racks

LR: 5,000 BTU (NG)	C: 20,000 BTU (NG) Dual-Stacked	RR: 5,000 BTU (NG)
LF: 10,000 BTU (NG)		RF: 15,000 BTU (NG)



HGIP056UC

**HGIP056UC**

**30" Gas Slide-In Range**

**2,949 3,249**

## SLIDE-IN RANGES—DUAL FUEL

This price list supersedes all previous price lists. Prices listed herein do not include applicable state or local taxes.

Model Number	Description	MAP	MSRP
--------------	-------------	-----	------

### All Bosch Dual-Fuel Slide-In Ranges Include the Following Features:

- The Bosch Slide-In Range Fits in Any Freestanding Range Cutout
- 400 W Warming Drawer
- Touch Control for Easier Operation of the Oven
- Temperature Conversion for Convection Cooking
- 2–4 hr Time-Adjustable Self Clean
- Extra Large Door Window
- Star-K Certified 100°–450°F
- Rear Vent Trim Included
- Heavy-Duty Metal Knobs
- Low-Profile Continuous Grate Design
- Stainless Steel Maintop
- 11 Specialized Cooking Modes
- 2,000 W Convection Ring Element
- Genuine European Convection
- Temperature Probe
- Fast Preheat™
- 5 Burners Add Flexibility to Your Cooking
- Large Oven Capacity at 4.6 cu.ft.
- Recessed 8-Pass 3,800 W Broil Element
- Powerful 2,400 W 4-Pass Bake Element
- LP Conversion Kit Included
- Electrical Supply: 30 A

### 800 Series

#### 30" Dual Fuel Slide-In Range

- Powerful 18,000 BTU Center Burner
- Two Oven Lights
- Kitchen Timer
- 3 Standard Racks

LR: 5,000 BTU (NG)	C: 18,000 BTU (NG)	RR: 5,000 BTU (NG)
LF: 10,000 BTU (NG)		RF: 15,000 BTU (NG)



**HD18056U**

**Stainless Steel**

**2,949 3,249**

HD18056U

### Benchmark® Series

#### 30" Dual Fuel Slide-In Range

- QuietClose® Door
- A Full-Extension Telescopic Rack
- Temperature Probe
- Two Oven Lights
- Kitchen Timer
- Powerful 20,000 BTU Center Dual-Stacked Burner Designed for Faster Boiling and Low Simmer
- 1 Telescopic Rack, 2 Standard racks

LR: 5,000 BTU (NG)	C: 20,000 BTU (NG) Dual-Stacked	RR: 5,000 BTU (NG)
LF: 10,000 BTU (NG)		RF: 15,000 BTU (NG)



HDIP056U












**HDIP056U**

**30" Dual-Fuel Slide-In Range**

**3,349 3,699**











*This price list supersedes all previous price lists. Prices listed herein do not include applicable state or local taxes.*

Model Number	Description	MAP	MSRP	Induction		Gas		Dual Fuel					
				HIS8055U	HIS8655U	HGS8055UC	HGS8045UC	HGS8655UC	HGS8645UC	HDS8055U	HDS8045U	HDS8655U	HDS8645U
				30" SS	36" SS	30" SS	30" BS	36" SS	36" BS	30" SS	30" BS	36" SS	36" BS
	<b>HEZ9GR41UC</b> Griddle for Industrial Style Range	229	259			•	•	•	•	•	•	•	•
	<b>HEZ9GW23UC</b> Wok Ring for Industrial Style Range	69	79			•	•	•	•	•	•	•	•
	<b>HEZ8YZ30UC</b> 9" Low Backguard for 30" Industrial Style Range, Black Stainless Steel	229	259				•				•		
	<b>HEZ8YZ36UC</b> 9" Low Backguard for 36" Industrial Style Range, Black Stainless Steel	239	269						•				•
	<b>HEZ9YZ30UC</b> 9" Low Backguard for 30" Industrial Style Range, Stainless Steel	179	199	•		•				•			
	<b>HEZ9YZ36UC</b> 9" Low Backguard for 36" Industrial Style Range, Stainless Steel	189	209		•		•					•	
	<b>HEZ8ZZ30UC</b> 3" Rear Vent Trim Extension for 30" Industrial Style Range, Black Stainless Steel	139	159				•				•		
	<b>HEZ8ZZ36UC</b> 3" Rear Vent Trim Extension for 36" Industrial Style Range, Black Stainless Steel	139	159						•				•
	<b>HEZ9ZZ30UC</b> 3" Rear Vent Trim Extension for 30" Industrial Style Range, Stainless Steel	119	139	•		•				•			
	<b>HEZ9ZZ36UC</b> 3" Rear Vent Trim Extension for 36" Industrial Style Range, Stainless Steel	119	139		•		•					•	
	<b>HEZ8YZ04UC</b> Side Panel Extension Kit for Industrial Style Range, Black Stainless Steel Provides full side coverage extending to rear of range	99	109				•		•		•		•













## ACCESSORIES

This price list supersedes all previous price lists. Prices listed herein do not include applicable state or local taxes.

Model Number	Description	MAP	MSRP	Induction		Gas		Dual Fuel																
				HIS8055U	30" SS	HIS8655U	36" SS	HGS8055UC	30" SS	HGS8045UC	30" BS	HGS8655UC	36" SS	HGS8645UC	36" BS	HDS8055U	30" SS	HDS8045U	30" BS	HDS8655U	36" SS	HDS8645U	36" BS	
	<b>HEZ9YZ04UC</b> Side Panel Extension Kit for Industrial Style Range, Stainless Steel Provides full side coverage extending to rear of range	<b>89</b>	<b>99</b>		•	•		•		•		•		•		•		•		•		•		•
	<b>HEZ8TK30UC</b> Range Toe Kick 30", Black Stainless Steel	<b>229</b>	<b>259</b>					•								•								
	<b>HEZ8TK36UC</b> Range Toe Kick 36", Black Stainless Steel	<b>249</b>	<b>279</b>									•												•
	<b>HEZ9TK30UC</b> Range Toe Kick 30", Stainless Steel	<b>219</b>	<b>249</b>	•				•								•								
	<b>HEZ9TK36UC</b> Range Toe Kick 36", Stainless Steel	<b>239</b>	<b>269</b>			•				•										•				
	<b>HEZ8LLUC</b> Range Feet Premium 30"/36", Black Stainless Steel-Set of 4	<b>149</b>	<b>169</b>					•		•		•		•		•				•		•		•
	<b>HEZ9LLUC</b> Range Feet Premium 30"/36", Stainless Steel-Set of 4	<b>79</b>	<b>89</b>	•		•		•		•		•		•		•				•		•		•
	<b>12029918</b> Telescopic Extension Rails Service Part—Refer to One Portal for price Industrial Style Ranges, Wire rack not included. *Available only as a service part online.			•		•		•		•		•		•		•				•		•		•

## ACCESSORIES

This price list supersedes all previous price lists. Prices listed herein do not include applicable state or local taxes.

Model Number	Description	MAP	MSRP	Induction	Electric	Gas	Dual Fuel
<b>Accessories for Slide-In Ranges</b>							
	<b>HEZ298102</b> <b>Wok Ring—Attaches to Grates</b>	<b>69</b>	<b>79</b>			•	
	<b>Stainless Steel Pan with Aluminum Core</b> Optimized for Cooking with AutoChef® Element • Superior Heat Distribution			•	•	•	•
	<b>HEZ390210</b> <b>8" Pan for 6" Element</b>	<b>89</b>	<b>99</b>				
	<b>HEZ390220</b> <b>9" Pan for 7" Element</b>	<b>99</b>	<b>109</b>	•	•	•	•
	<b>Stainless Steel Pan with Aluminum Core</b> Optimized for Cooking with AutoChef® Element • Superior Heat Distribution			•	•	•	•
	<b>HEZ390230</b> <b>10" Pan for 8" and 9" Elements</b>	<b>119</b>	<b>139</b>				
	<b>Non-Stick Induction Grill</b> Non-Stick Cast Aluminum with a Thick Ferromagnetic Base • Ideal for Grilling Meats, Seafood and Vegetables			• <sup>1</sup>			
	<b>HEZ9GR37UC</b> <b>17" x 9" Grill Pan</b>	<b>249</b>	<b>279</b>				
	<b>HEZGR301</b> <b>Griddle for on Top of Gas Grates</b>	<b>139</b>	<b>159</b>			•	•
	<b>HEZTR301</b> <b>Gliding Telescopic Rack</b>	<b>279</b>	<b>309</b>	•	•	•	•
	<b>HEZBS301</b> <b>4" Low Back Accessory for Radiant and Induction Slide-In Ranges</b>	<b>249</b>	<b>279</b>	•	•		
	<b>HGZBS301</b> <b>4" Low Back Accessory for Gas Slide-In Ranges</b>	<b>219</b>	<b>249</b>			•	
	<b>HDZBS301</b> <b>4" Low Back Accessory for Dual-Fuel Slide-In Ranges</b>	<b>249</b>	<b>279</b>				•
	<b>HDZIT301</b> <b>Island Trim Accessory for Use in Dual-Fuel Range Island Applications</b>	<b>249</b>	<b>279</b>				•
	<b>HGZIT301</b> <b>Island Trim Accessory for Use in Gas Range Island Applications</b>	<b>219</b>	<b>249</b>			•	

<sup>1</sup> FlexInduction® Models Only

# OVER-THE-RANGE MICROWAVES

This price list supersedes all previous price lists. Prices listed herein do not include applicable state or local taxes.

Model Number	Description	MAP	MSRP
--------------	-------------	-----	------

## All Bosch Over-the-Range Microwaves Include the Following Features:

- Design-Matched for Use in Combination with Bosch Range or Cooktop
- Exclusive Stainless Steel Handle
- Easy to Read White LCD Display
- Easy to Use Touch Control
- Side-Hinged Door Allows Full Access to Microwave Cavity
- Installation for Recirculation or Outside Venting
- Reheat Setting
- Potato Program
- Automatic Defrost
- Popcorn Program
- Timer with Cook Time and Automatic Shut Off Function
- Convenient Kitchen Timer
- Easily Adds 30 Seconds to Cooking Time
- 10 Microwave Power Levels
- Plugs into Standard 110 V, 3-Prong Outlet

## 300 Series

### 30" Over-the-Range Microwave

- Stainless Steel Colored Vent Grid
- 1.7 cu.ft. Large Cavity Capacity
- Large 13 5/8" Glass Turntable
- Three-Speed Vent with up to 300 CFM Power
- Two Surface Lights for Bright Cooktop Illumination



HMV3054U

<b>NEW</b> HMV3054U	<b>30" Stainless Steel</b>	<b>599</b>	<b>699</b>
---------------------	----------------------------	------------	------------

## 500 Series

### 30" Over-the-Range Microwave

- Easy-Clean Stainless Steel Vent Cover
- 2.1 cu.ft. Large Cavity Capacity
- Large 14 3/16" Glass Turntable
- 8 Sensor Programs
- Four-Speed Vent with up to 385 CFM Power
- Two LED Lights for Bright Cooktop Illumination



HMV5053U

<b>HMV5053U</b>	<b>30" Stainless Steel</b>	<b>649</b>	<b>749</b>
-----------------	----------------------------	------------	------------

## 800 Series

### 30" Over-the-Range Convection Microwave

- Easy-Clean Stainless Steel Vent Cover
- 1.9 cu.ft. Large Cavity Capacity
- Large 14 3/16" Glass Turntable
- 8 Sensor Programs
- Four-Speed Vent with up to 385 CFM Power
- Two LED Lights for Bright Cooktop Illumination
- Convection Cooking
- Full Stainless Steel Cavity



HMV8045U



HMV8054U

<b>NEW</b> HMV8045U	<b>30" Black Stainless Steel</b>	<b>1,049</b>	<b>1,199</b>
<b>NEW</b> HMV8054U	<b>30" Stainless Steel</b>	<b>949</b>	<b>1,049</b>

# OVER-THE-RANGE MICROWAVES/DRAWER MICROWAVES

*This price list supersedes all previous price lists. Prices listed herein do not include applicable state or local taxes.*

Model Number	Description	MAP	MSRP
--------------	-------------	-----	------

## Benchmark® Series

### 30" Over-the-Range Convection Microwave

- |   |  |   |
|---|--|---|
| <ul style="list-style-type: none"> <li>• Easy-Clean Stainless Steel Vent Cover</li> <li>• 1.9 cu.ft. Large Cavity Capacity</li> <li>• Large 14 <sup>3</sup>/<sub>16</sub>" Glass Turntable</li> </ul> | <ul style="list-style-type: none"> <li>• 8 Sensor Programs</li> <li>• Four-Speed Vent with up to 385 CFM Power</li> <li>• Two 30 W LED Lights for Bright Cooktop Illumination</li> </ul> | <ul style="list-style-type: none"> <li>• Convection Cooking</li> <li>• Full Stainless Steel Cavity</li> <li>• Heavy-Duty Mesh Ventilation Filter</li> <li>• Triple Distribution System</li> </ul> |
|---|--|---|



HMVP054U

<b>NEW HMVP054U</b>	<b>30" Stainless Steel</b>	<b>1,049</b>	<b>1,199</b>
---------------------	----------------------------	--------------	--------------

## 800 Series

### 24" and 30" Drawer Microwave

- |   |   |   |
|---|---|---|
| <ul style="list-style-type: none"> <li>• Touch Control with White Display</li> <li>• 1.2 cu.ft. Overall Capacity</li> </ul> | <ul style="list-style-type: none"> <li>• Microwave Power: 950 W</li> <li>• 10 Power Levels</li> <li>• Sensor Cooking</li> </ul> | <ul style="list-style-type: none"> <li>• Door Opens and Closes through Touch Control</li> <li>• Can Be Installed Flush</li> </ul> |
|---|---|---|



HMD8451UC

<b>HMD8451UC</b>	<b>24" Drawer Microwave, Stainless Steel</b>	<b>1,949</b>	<b>2,149</b>
------------------	--	--------------	--------------

<b>HMD8053UC</b>	<b>30" Drawer Microwave, Stainless Steel</b>	<b>2,049</b>	<b>2,299</b>
------------------	--	--------------	--------------



HMD8053UC

**Both Discontinue September**

- |  |   |  |
|--|---|--|
| <ul style="list-style-type: none"> <li>• New hidden control panel; opens for enhanced visibility</li> <li>• Home Connect® allows for remote monitoring and control the drawer microwave with Wi-Fi Connectivity</li> </ul> | <ul style="list-style-type: none"> <li>• 1.2 cu. ft. overall capacity</li> <li>• Microwave Power 950 W</li> <li>• 10 Power Levels</li> <li>• Sensor Cooking Door</li> </ul> | <ul style="list-style-type: none"> <li>• Opens and Closes through Touch Control</li> <li>• Can Be Installed Flush</li> </ul> |
|--|---|--|



HMD8454UC



HMD8054UC





<b>NEW HMD8454UC</b>	<b>24" Drawer Microwave</b>	<b>1,949</b>	<b>2,149</b>
----------------------	-----------------------------	--------------	--------------

<b>NEW HMD8054UC</b>	<b>30" Drawer Microwave</b>	<b>2,049</b>	<b>2,299</b>
----------------------	-----------------------------	--------------	--------------

**Both Launching September**

## BUILT-IN MICROWAVES

This price list supersedes all previous price lists. Prices listed herein do not include applicable state or local taxes.

Model Number	Description	MAP	MSRP
<b>800 Series</b>			
<b>24" Built-in Microwave with Side Swing Door and Trim Kit Accessory in 27" or 30"</b>			
<ul style="list-style-type: none"> <li>Glass touch controls with white display</li> <li>2.1 cu. ft. overall capacity</li> <li>16 ½" Glass Turntable</li> </ul>		<ul style="list-style-type: none"> <li>Microwave Power 1,200 W</li> <li>10 Power Levels</li> <li>Sensor Cooking</li> </ul>	
<b>NEW HMB30155UC</b>	<b>24" Microwave, Stainless Steel</b>	<b>699</b>	<b>799</b>
Launching September			
<b>NEW HMT5755</b>	<b>27" Built-In Trim Kit Standard Microwave, Stainless Steel</b>	<b>299</b>	<b>329</b>
<b>NEW HMT5055</b>	<b>30" Built-In Trim Kit Standard Microwave, Stainless Steel</b>	<b>299</b>	<b>329</b>
 <p>HMB30155UC w/ HMT5055 Image not final; May not be true representation</p>			
 <p>HMB30155UC w/ HMT5755 Image not final; May not be true representation</p>			
<b>27" and 30" Built-In Microwave Touch Control with Drop Down Door</b>			
<ul style="list-style-type: none"> <li>LCD Display and LED Light</li> <li>1.6 cu.ft. Overall Capacity</li> <li>14 ⅝" Glass Turntable</li> </ul>		<ul style="list-style-type: none"> <li>Microwave Power: 950 W</li> <li>10 Power Levels</li> <li>Sensor Cooking</li> </ul>	
		<ul style="list-style-type: none"> <li>Sensor Reheat</li> <li>No Trim Kit Required</li> <li>Plugs into a Standard 120 V, 3-Prong Outlet</li> </ul>	
<b>HMB57152UC</b>	<b>27" Microwave, Stainless Steel</b>	<b>1,449</b>	<b>1,599</b>
<b>HMB50152UC</b>	<b>30" Microwave, Stainless Steel</b>	<b>1,449</b>	<b>1,599</b>
 <p>HMB57152UC</p>			
 <p>HMB50152UC</p>			

## SPEED OVENS

This price list supersedes all previous price lists. Prices listed herein do not include applicable state or local taxes.

Model Number	Description	MAP	MSRP
--------------	-------------	-----	------

### All Bosch Speed Ovens Include the Following Features:

- 1.6 cu.ft. Overall Capacity
- Nine SpeedChef® Cooking Cycles
- Convection Broil and Convection Bake Modes
- Seven Auto Sensor Microwave Cycles
- 1,000 W Microwave
- 1,750 W Broil Element
- 600 W Bake Element
- 1,700 W Convection Element
- Kitchen Timer and Panel Lock Setting
- Stainless Steel Cooking Interior
- Cut-resistant Metal Turntable and Separate Ceramic Cooking Tray
- Multi-Use Oven Rack
- Wall or Under Counter Approved Installation (HMC54151UC cannot be installed under a cooktop)

### 500 Series

#### 24" Speed Oven

- Cooks Faster than a Traditional Oven and Can Also Be Used as a Microwave
- Electrical Connection – 120 V NEMA 5-20 3-Prong Plug
- Electric Load – 20 A



HMC54151UC

<b>HMC54151UC</b>	<b>24" 120 V Speed Oven, Stainless Steel</b>	<b>1,949</b>	<b>2,149</b>
-------------------	--	--------------	--------------

### 800 Series

#### 27" and 30" Speed Ovens

- Cooks Faster than a Traditional Oven and Can Also Be Used as a Microwave
- LCD Display and LED Light
- Electrical Connection – 120 V NEMA 5-20 3-Prong Plug for HMC80152UC and HMC87152UC; 240 V Direct Wire for HMC80252UC and HMC80242UC
- Electric Load – 20 A



HMC87152UC

<b>HMC87152UC</b>	<b>27" 120 V Speed Oven, Stainless Steel</b>	<b>2,049</b>	<b>2,299</b>
-------------------	--	--------------	--------------

<b>HMC80252UC</b>	<b>30" 240 V Speed Oven, Stainless Steel</b>	<b>2,399</b>	<b>2,649</b>
-------------------	--	--------------	--------------

<b>HMC80242UC</b>	<b>30" 240 V Speed Oven, Black Stainless Steel</b>	<b>2,449</b>	<b>2,699</b>
-------------------	--	--------------	--------------

<b>HMC80152UC</b>	<b>30" 120 V Speed Oven, Stainless Steel</b>	<b>2,049</b>	<b>2,299</b>
-------------------	--	--------------	--------------



HMC80152UC



HMC80242UC

### Benchmark® Series

#### 30" Speed Oven Touch Control with TFT Display

- Electrical Connection: 240 V Direct Wire
- Electric Load – 16 A
- Installs in Horizontal Configuration Paired with 30" Bosch Single Wall Ovens/ Steam Oven and Warming Drawers



HMCP0252UC

<b>HMCP0252UC</b>	<b>30" Stainless Steel</b>	<b>2,599</b>	<b>2,899</b>
-------------------	----------------------------	--------------	--------------

*This price list supersedes all previous price lists. Prices listed herein do not include applicable state or local taxes.*

Model Number	Description	MAP	MSRP
--------------	-------------	-----	------

**All Bosch 500 Series 24" Built-In Ovens Include the Following Features:**

- Oven Is Perfect for Kitchens with a Smaller Footprint
- Designed to Be Installed Flush with Your Cabinetry
- Telescopic Extension Rail
- Knob Control
- Halogen Light to Better Monitor Cooking Progress
- Genuine European Convection Ensures Even Cooking and Baking Results on Multiple Racks
- 10 Oven Modes
- Custom Cooking Modes: Pie, Frozen Foods, Defrost, Warm, and Broil Plus
- 8-Pass Broil Element
- The DualClean® System Uses the Cavity Coating and Heat to Burn Off Most Grease
- Timer with Cook Time and Delay Start Function
- Kitchen Timer
- Capacity at 2.8 cu.ft.

**500 Series**

**24" Single Wall Oven, European Convection**

**HBE5453UC**

**24" Stainless Steel**

**2,099 2,349**



HBE5453UC



*This price list supersedes all previous price lists. Prices listed herein do not include applicable state or local taxes.*

Model Number	Description	MAP	MSRP
--------------	-------------	-----	------

**All Bosch 500 Series 30" Built-In Ovens Include the Following Features:**

- Heavy-Duty Metal Knobs for a Premium Look and Feel
- Compatible with Most Existing Cut-Outs
- Designed to Be Installed Flush with Your Cabinetry
- 2, 3, and 4-Hour Self-Clean Cycles
- One Oven Light
- Kitchen Timer
- Extra Large Door Window for Easy Monitoring of Cooking Process
- Star-K Certified 100°–450°F
- Large Capacity at 4.6 cu.ft.
- Recessed 12-Pass Broil Element for Increased Capacity and Performance

**500 Series**

**30" Single Wall Ovens, Thermal Cooking**

- Thermal Cooking with Bake, Broil, Roast, and Warm
- 5 Oven Modes

**HBL5351UC**      **30" Stainless Steel**      **2,099**   **2,349**

**HBL5344UC**      **30" Black Stainless Steel**      **2,299**   **2,549**

Discontinues November



HBL5351UC



HBL5344UC

**30" Single Wall Oven, European Convection**

- Genuine European Convection
- 11 Oven Modes
- Custom Cooking Modes: Pizza, Pie, Warm and Proof
- Temperature Conversion for Convection Cooking

**HBL5451UC**      **30" Stainless Steel**      **2,549**   **2,849**



HBL5451UC

**30" Double Wall Oven, Thermal Cooking**

- Thermal Cooking with Bake, Broil, Roast and Warm in Both Cavities

**HBL5551UC**      **30" Stainless Steel**      **3,349**   **3,699**

Discontinues November



HBL5551UC

*This price list supersedes all previous price lists. Prices listed herein do not include applicable state or local taxes.*

Model Number	Description	MAP	MSRP
--------------	-------------	-----	------

**500 Series**

**30" Double Wall Oven, European Convection (Upper Cavity)**

- Genuine European Convection in Upper Oven
- 11 Upper Oven Modes
- Custom Cooking Modes Upper Oven: Pizza, Pie, Warm and Proof
- Thermal Cooking with Bake, Broil, Roast and Warm in Lower Oven
- Temperature Conversion for Convection Cooking in Upper Oven

**HBL5651UC**      **30" Stainless Steel**      **3,749**   **4,149**



HBL5651UC

**30" Microwave Combination Oven**

- Combination Oven Featuring a Microwave and Wall Oven with Stainless Steel Knobs
- 1.6 cu.ft. Capacity Microwave with Drop Down Door and LCD Display
- Genuine European Convection in Lower Oven

**HBL57M52UC**      **30" Stainless Steel**      **3,999**   **4,399**



HBL57M52UC

**30" Speed Combination Oven**

- Combination Oven Featuring a Speed Oven and Wall Oven with Heavy-Duty Metal Knobs
- The Upper Speed Oven Functions as a Microwave and Convection Oven So You Have Flexible Cooking Options
- *Speed Oven:* For Additional Details Please Review SKU HMC80152UC page 6-4
- Genuine European Convection in Lower Oven

**HBL5754UC**      **30" Stainless Steel**      **4,699**   **5,199**



HBL5754UC

*This price list supersedes all previous price lists. Prices listed herein do not include applicable state or local taxes.*

Model Number	Description	MAP	MSRP
--------------	-------------	-----	------

**All Bosch 800 Series Built-In Ovens Include the Following Features:**

- QuietClose® Door
- A Full-Extension Telescopic Rack
- Designed to Be Installed Flush with Your Cabinetry
- Compatible with Most Existing Cut-Outs
- 11 Oven Modes
- Custom Cooking Modes: Pizza, Pie, Warm and Proof
- Genuine European Convection
- Temperature Conversion for Convection Cooking
- Touch Control with SteelTouch™ Buttons Makes Operating the Oven Easier
- Temperature Probe Takes Guesswork Out of Cooking
- Fast Preheat™ Reduces Preheat Time
- 2, 3, and 4-Hour Self-Clean Cycles
- Two Oven Lights
- Timer with Cook Time and Delay Start Function
- Extra Large Door Window for Easy Monitoring of Cooking Process
- Star-K Certified 100°–450°F
- Large Capacity at 4.6 cu.ft.
- Recessed 12-Pass Broil Element for Increased Capacity and Performance

**800 Series**

**27" Single Wall Oven**

- Recessed 8-Pass Broil Element for Increased Capacity and Safety

**HBN8451UC**

**27" Single Wall Oven, Stainless Steel**

**2,949 3,249**



HBN8451UC

**30" Single Wall Ovens**

- Home Connect® Features. Remotely Monitor and Control the Wall Oven with Wi-Fi Connectivity

**HBL8443UC**

**30" Single Wall Oven, Black Stainless Steel**

**3,249 3,599**



HBL8443UC



**30" Single Wall Oven**

- The Bosch Wall Oven Combines Your Favorite Tools into One Appliance. It's an Air Fryer, Convection Oven, Roaster, Dough Proofer and More
- Air Fry Mode Quickly Cooks Foods to Crisp Perfection without Added Oil
- Home Connect® Features. Remotely Monitor and Control the Wall Oven with Wi-Fi Connectivity

**HBL8454UC**

**30" Single Wall Oven, Stainless Steel with Air Fry**

**3,099 3,449**



HBL8454UC



*This price list supersedes all previous price lists. Prices listed herein do not include applicable state or local taxes.*

Model Number	Description	MAP	MSRP
--------------	-------------	-----	------

**800 Series**

**30" Single Wall Ovens SideOpening Door**

- SideOpening Door Offers Better Ergonomic Access to the Oven Cavity
- The Bosch SideOpening Door Wall Oven Combines Your Favorite Tools into One Appliance. It's an Air Fryer, Convection Oven, Roaster, Dough Proofer and More
- Home Connect® Features. Remotely Monitor and Control the Wall Oven with Wi-Fi Connectivity
- Air Fry Mode Quickly Cooks Foods to Crisp Perfection without Added Oil



HBL8444LUC



HBL8444RUC

<b>HBL8444LUC</b>	<b>30" Single Wall Oven, Right SideOpening Door, Black Stainless Steel</b>	<b>3,499</b>	<b>3,849</b>
-------------------	--	--------------	--------------

Discontinues September

<b>HBL8444RUC</b>	<b>30" Single Wall Oven, Left SideOpening Door, Black Stainless Steel</b>	<b>3,499</b>	<b>3,849</b>
-------------------	---	--------------	--------------

Discontinues September

**30" Double Wall Oven**

- 11 Upper Oven Modes
- 5 Lower Oven Modes
- Genuine European Convection in Upper Oven
- Thermal Cooking with Bake, Broil, Roast and Warm in Lower Oven



HBN8651UC



HBL8651UC



HBL8642UC

<b>HBN8651UC</b>	<b>27" Stainless Steel</b>	<b>4,149</b>	<b>4,599</b>
------------------	----------------------------	--------------	--------------

<b>HBL8651UC</b>	<b>30" Stainless Steel</b>	<b>4,249</b>	<b>4,699</b>
------------------	----------------------------	--------------	--------------

<b>HBL8642UC</b>	<b>30" Black Stainless Steel</b>	<b>4,449</b>	<b>4,899</b>
------------------	----------------------------------	--------------	--------------

*This price list supersedes all previous price lists. Prices listed herein do not include applicable state or local taxes.*

Model Number	Description	MAP	MSRP
--------------	-------------	-----	------

**800 Series**

**30" Microwave Combination Oven**

- Home Connect® Features. Remotely Monitor and Control the Lower Wall Oven with Wi-Fi Connectivity
- Combination Oven Featuring a Microwave and Wall Oven with Touch Control
- 1.6 cu.ft. Capacity Microwave with Drop Down Door and LCD Display
- 11 Lower Oven Modes



HBL87M53UC



<b>HBL87M53UC</b>	<b>30" Stainless Steel</b>	<b>4,499</b>	<b>4,949</b>
-------------------	----------------------------	--------------	--------------

**30" Speed Combination Oven**

- Home Connect® Features. Remotely Monitor and Control the Lower Wall Oven with Wi-Fi Connectivity
- Combination Oven Featuring a Speed Oven and Wall Oven with Touch Control
- Speed Oven Cooks Faster than a Traditional Oven
- Speed Oven: For Additional Details Please Review SKU HMC80252UC (page 6-4)
- 11 Lower Oven Modes



HBL8753UC



HBL8743UC



<b>HBL8753UC</b>	<b>30" Combo, Stainless Steel</b>	<b>5,349</b>	<b>5,899</b>
<b>HBL8743UC</b>	<b>30" Combo, Black Stainless Steel</b>	<b>5,649</b>	<b>6,249</b>

*This price list supersedes all previous price lists. Prices listed herein do not include applicable state or local taxes.*

Model Number	Description	MAP	MSRP
--------------	-------------	-----	------

**All Bosch Benchmark® Series Built-In Ovens Include the Following Features:**

- QuietClose® Door Dampened Hinges Softly and Quietly Guide the QuietClose® Door Shut
- The Color TFT Control Panel with SteelTouch™ Buttons Is Easy to Use
- A Full-Extension Telescopic Rack Offers Safe Access to the Oven Cavity
- Designed to Be Installed Flush with Your Cabinetry
- Compatible with Most Existing Cut-Outs
- 13 Specialized Cooking Modes – Gourmet Cooking Made Easy
- Custom Cooking Programs: No-Preheat Frozen Food Mode, Pizza, Pie, Warm and Proof
- Genuine European Convection
- Temperature Conversion for Convection Cooking
- Fast Preheat™ Reduces Preheat Time
- 2, 3, and 4-Hour Self-Clean Cycles
- EcoChef Mode – Remaining Heat in Cavity Finishes Cooking Process
- AutoProbe Takes the Guesswork Out of Cooking
- Two Halogen Lights Provide Superior Cavity Illumination
- Timer with Cook Time and Delay Start Function
- Extra Large Door Window for Easy Monitoring of Cooking Process
- Star-K Certified 100°–450°F
- Two Separate Time Intervals Can Be Programmed
- Large Capacity at 4.6 cu.ft.

**Benchmark® Series**

**30" Single Wall Oven SideOpening Door**

- SideOpening Door Offers Better Ergonomic Access to the Oven Cavity
- Recessed 12-Pass Broil Element for Increased Capacity and Performance



HBLP451RUC



HBLP451LUC

<b>HBLP451RUC</b>	<b>30" Stainless Steel, Right SideOpening Door</b>	<b>3,599</b>	<b>3,999</b>
<b>HBLP451LUC</b>	<b>30" Stainless Steel, Left SideOpening Door</b>	<b>3,599</b>	<b>3,999</b>

**30" Single Wall Oven**

- The Bosch Wall Oven Combines Your Favorite Tools into One Appliance. It's an Air Fryer, Convection Oven, Roaster, Dough Proofer and More
- Air Fry Mode Quickly Cooks Foods to Crisp Perfection without Added Oil



HBLP454UC

<b>HBLP454UC</b>	<b>30" Single Wall Oven, Stainless Steel with Air Fry</b>	<b>3,399</b>	<b>3,749</b>
------------------	---	--------------	--------------

*This price list supersedes all previous price lists. Prices listed herein do not include applicable state or local taxes.*

Model Number	Description	MAP	MSRP
--------------	-------------	-----	------

**Benchmark® Series**

**30" Double Wall Oven SideOpening Door**

- SideOpening Door Offers Better Ergonomic Access to the Oven Cavity
- AutoProbe in the Upper Oven Takes the Guesswork Out of Cooking
- Recessed 12-Pass Broil Element for Increased Capacity and Performance



HBLP651RUC



HBLP651LUC



HBLP651UC

<b>HBLP651RUC</b>	<b>30" Stainless Steel, Right SideOpening Door</b>	<b>5,349</b>	<b>5,899</b>
<b>HBLP651LUC</b>	<b>30" Stainless Steel, Left SideOpening Door</b>	<b>5,349</b>	<b>5,899</b>
<b>HBLP651UC</b>	<b>30" Stainless Steel</b>	<b>4,799</b>	<b>5,299</b>

**Benchmark® Series**

**30" Steam Convection Oven**

- The Only Steam Convection Oven in Its Class that Installs Flush, for a European Kitchen Design
- Steam Convection Cooking Cooks Crispy Outside, Tender Inside
- Steam Cooking Maintains Your Vegetables' Nutrients, Flavors and Color
- Designed to Fit Perfectly Above a Warming Drawer or Storage Drawer
- The Color TFT Control Panel with SteelTouch™ Buttons Is Easy to Use
- Installs Horizontally for Perfect Alignment with Speed or Steam Oven
- One Halogen Light
- Genuine European Convection
- Features Vegetable and Chicken Programs: Oven Automatically Sets Temperature and Humidity
- Perfect Reheating
- Timer with Cook Time and Delay Start Function
- 1 Rack, 2 Perforated and 2 Non-Perforated Pans Are Included
- Non-Plumbed for Easy Installation
- Steam Assist Clean
- 1.4 qt. Water Tank Can Be Used for an Entire Cooking Cycle
- Child Lock
- Large Capacity at 1.4 cu.ft.



HSLP451UC

<b>HSLP451UC</b>	<b>30" Stainless Steel</b>	<b>3,899</b>	<b>4,299</b>
------------------	----------------------------	--------------	--------------

**Discontinues November**

*This price list supersedes all previous price lists. Prices listed herein do not include applicable state or local taxes.*

Model Number	Description	MAP	MSRP
--------------	-------------	-----	------

**Benchmark® Series**

**30" Steam Convection Combination Oven**

- Combination Oven Featuring a Steam Convection Oven
- Steam Oven Cooks Meats, Vegetables, Rice, Fish to Perfection
- *Steam Convection Oven:* For Additional Details Please Review SKU HSLP451UC (page 7-8)
- Recessed 12-Pass Broil Element for Increased Capacity and Performance

**HSLP751UC**

**30" Stainless Steel**

**7,199 7,949**

Discontinues November



HSLP751UC

**30" Speed Combination Oven with TFT Display**

- Combination Oven Featuring a Speed Oven
- Speed Oven Cooks Faster than a Traditional Oven
- *Speed Oven:* For Additional Details Please Review SKU HMCP0252UC (page 6-4)
- Recessed 12-Pass Broil Element for Increased Capacity and Performance

**HBLP752UC**

**30" Stainless Steel**

**5,649 6,249**



HBLP752UC



## WARMING DRAWERS/ACCESSORIES

*This price list supersedes all previous price lists. Prices listed herein do not include applicable state or local taxes.*

Model Number	Description	MAP	MSRP
--------------	-------------	-----	------

### 500 Series

#### 27" and 30" Warming Drawers

- |   |  |   |
|---|--|---|
| <ul style="list-style-type: none"> <li>• Keeps Meals Hot and Is Designed to Match the Perfectly Flush Fit of a Bosch Wall, Speed or Steam Oven</li> <li>• 3 Settings to Keep Meals Hot and Ready to Serve</li> <li>• Installs Vertically under Bosch Speed, Steam or Wall Oven</li> </ul> | <ul style="list-style-type: none"> <li>• Matches Bosch Built-In Products</li> <li>• Install Either Flush or Proud</li> <li>• 450 W Heating Element Concealed Below Drawer</li> <li>• Special Dough Proofing Mode</li> <li>• Sturdy Ball Bearing Telescopic Rails for Smooth Opening</li> </ul> | <ul style="list-style-type: none"> <li>• Star-K Certified</li> <li>• 1 Hour Automatic Shut Off Function with Adjustable Timer</li> <li>• 2.2 cu.ft. Large Cavity (1.9 cu.ft. for 27")</li> <li>• Lower Side Walls Allow Easy Loading and Unloading of Drawer</li> </ul> |
|---|--|---|




HWD5051UC

<b>HWD5751UC</b>	<b>27" Stainless Steel</b>	<b>1,449</b>	<b>1,599</b>
------------------	----------------------------	--------------	--------------

Discontinues November

<b>HWD5051UC</b>	<b>30" Stainless Steel</b>	<b>1,499</b>	<b>1,649</b>
------------------	----------------------------	--------------	--------------

Accessories for Ovens		30" Single Wall Ovens	30" Double Wall Ovens
	<p><b>Ball Bearing Telescopic Rack</b> Ball Bearing Full Extension Telescopic Racks</p> <ul style="list-style-type: none"> <li>• Adjustable to All Rack Support Levels • Convenient Handling • Easy to Operate</li> <li>• Available as Separate Accessory for Even More Convenience</li> </ul> <p><b>HEZTR301</b>      <b>30" Telescopic Rack</b></p>	•	•
	<b>279</b> <b>309</b>		

*This price list supersedes all previous price lists. Prices listed herein do not include applicable state or local taxes.*

Model Number	Description	MAP	MSRP
--------------	-------------	-----	------

**All Bosch Induction Cooktops Include the Following Features:**

- Fast And Efficient, Boil Water Two Times Faster
- Easy To Clean Premium Glass
- SpeedBoost® Adds a Boost of Power to an Element
- Precise Temperature Control
- Childproof Panel Lock
- See All Pan Accessories on Page 8-10.

**500 Series**

**24" Induction Cooktop**

- An 11" Heating Element Offers 3,600 W of Power
- 30 A Breaker

LR: 11" @ 2,600 W/3,600 W (SpeedBoost®)	RR: 7" @ 1,800 W/3,100 W (SpeedBoost®)
	RF: 6" @ 1,400 W/2,200 W (SpeedBoost®)



NIT5460UC

**NIT5460UC**      **24" Induction, Black, Stainless Steel Frameless**      **1,799 1,999**

**30" Induction Cooktop**

- An 11" Heating Element Offers 3,600 W of Power
- 30 A Breaker

LR: 9" @ 2,200 W/3,600 W (SpeedBoost®)	RR: 11" @ 2,600 W/3,600 W (SpeedBoost®)
LF: 6" @ 1,400 W/2,200 W (SpeedBoost®)	RF: 6" @ 1,400 W/2,200 W (SpeedBoost®)



NIT5060UC

**NIT5060UC**      **30" Induction, Black, Stainless Steel Frameless**      **1,949 2,149**

**36" Induction Cooktop**

- Dual 12" Heating Element Offers 5,400 W of Power
- 40 A Breaker

LR: 7" @ 1,800 W/3,100 W (SpeedBoost®)	C: 12"/9" @ 3,600 W/5,400 W (SpeedBoost®)/ 2,200 W/3,300 W (SpeedBoost®)	RR: 6" @ 1,400 W/2,200 W (SpeedBoost®)
LF: 7" @ 1,800 W/3,100 W (SpeedBoost®)		RF: 9" @ 2,200 W/3,600 W (SpeedBoost®)



NIT5660UC

**NIT5660UC**      **36" Induction, Black, Stainless Steel Frameless**      **2,349 2,599**

*This price list supersedes all previous price lists. Prices listed herein do not include applicable state or local taxes.*

Model Number	Description	MAP	MSRP
--------------	-------------	-----	------


**800 Series**

**30" Induction Cooktop**

- Home Connect®
- AutoChef®
- An 11" Heating Element Offers 3,600 W of Power
- PreciseSelect®
- Hood Control with Home Connect® enabled ventilation
- 30 A Breaker



NIT8060SUC



NIT8060UC

LR: 9" @ 2,200 W/3,600 W (SpeedBoost®)	RR: 11" @ 2,600 W/3,600 W (SpeedBoost®)
LF: 6" @ 1,400 W/2,200 W (SpeedBoost®)	LF: 6" @ 1,400 W/2,200 W (SpeedBoost®)

**NIT8060SUC**      **30" Induction, Black, Stainless Steel Frame**      **2,399 2,649**

**NIT8060UC**      **30" Induction, Black, Frameless**      **2,349 2,599**




**36" Induction Cooktop**

- Home Connect®
- AutoChef®
- Dual 12" Heating Element with Powerful 5,400 W
- PreciseSelect®
- Hood Control with Home Connect® enabled ventilation
- 40 A Breaker



NIT8660SUC



NIT8660UC

LR: 7" @ 1,800 W/3,100 W (SpeedBoost®)	C: 12"/9" @ 3,600 W/5,400 W (SpeedBoost®) 2,200 W/3,300 W (SpeedBoost®)	RR: 6" @ 1,400 W/2,200 W (SpeedBoost®)
LF: 7" @ 1,800 W/3,100 W (SpeedBoost®)		RF: 9" @ 2,200 W/3,600 W (SpeedBoost®)

**NIT8660SUC**      **36" Induction, Black, Stainless Steel Frame**      **2,799 3,099**

**NIT8660UC**      **36" Induction, Black, Frameless**      **2,799 3,099**



This price list supersedes all previous price lists. Prices listed herein do not include applicable state or local taxes.

Model Number	Description	MAP	MSRP
--------------	-------------	-----	------

**Benchmark® Series**


**30" Induction Cooktop**

- Home Connect®
- AutoChef®
- An 11" Heating Element Offers 3,600 W of Power

- Hood Control Hood Control with Home Connect® Enabled Ventilation
- FlexInduction® Can Combine Two Cooking Zones into One Continuous Surface
- PowerMove™ Divides FlexInduction® Into 3 Preset Power Level Zones—Simply Move Your Pot to Change the Power Level
- 30 A Breaker



NITP060SUC



NITP060UC

Full Zone: 16"x9" @ 3,300 W / 3,600 W (SpeedBoost®)	LR: 8"x9" @ 2,200 W/3,600 W (SpeedBoost®)	RR: 11" @ 2,600 W/3,600 W (SpeedBoost®)
	LF: 8"x9" @ 2,200 W/3,600 W (SpeedBoost®)	RF: 6" @ 1,400 W/2,200 W (SpeedBoost®)

**NITP060SUC**      **30" Induction, Black with Stainless Steel Frame**      **2,849 3,149**

**NITP060UC**      **30" Induction, Black, Frameless**      **2,849 3,149**


**36" Induction Cooktop**

- Home Connect®
- AutoChef®
- Dual 12" Heating Element with Powerful 3,600 W

- Hood Control with Home Connect® Enabled Ventilation
- FlexInduction® Can Combine Two Cooking Zones into One Continuous Surface
- PowerMove™ Divides FlexInduction® Into 3 Preset Power Level Zones—Simply Move Your Pot to Change the Power Level
- 50 A Breaker



NITP660SUC



NITP660UC

Full Zone: 14"x8" @ 3,300 W / 3,600 W (SpeedBoost®)	LR: 7"x8" @ 2,200 W/3,600 W (SpeedBoost®)	C: 12"/9" @ 3,400 W/3,600 W (SpeedBoost®)	RR: 7"x8" @ 2,200 W/3,600 W (SpeedBoost®)	Full Zone: 14"x8" @ 3,300 W / 3,600 W (SpeedBoost®)
	LF: 7"x8" @ 2,200 W/3,600 W (SpeedBoost®)	2,200 W/3,300 W (SpeedBoost®)	RF: 7"x8" @ 2,200 W/3,600 W (SpeedBoost®)	

**NITP660SUC**      **36" Induction Cooktop Black with Stainless Steel Frame**      **3,449 3,799**

**NITP660UC**      **36" Induction Cooktop, Black, Frameless**      **3,399 3,749**

*This price list supersedes all previous price lists. Prices listed herein do not include applicable state or local taxes.*

Model Number	Description	MAP	MSRP
--------------	-------------	-----	------

**All Bosch Radiant Cooktops Include the Following Features:**

- Current and Residual Heat Indication for Each Element
- Easy to Clean Premium Glass
- Dual-Ring Heating Element for Multiple Pan Sizes
- See All Pan Accessories on Page 8-10.

**500 Series**

**24" Knob Control, Frameless Design**

- 4 Elements
- Knob Controls for Precision Cooking
- 8" Heating Element with Powerful 2,200 W
- 30 A Breaker



NEM5466UC

LR: 8" @ 2,200 W	RR: 6" @ 1,200 W
LF: 6" @ 1,850 W	RF: 7" @ 1,800 W

**NEM5466UC**      **24" Radiant Cooktop**      **949 1,049**

**Discontinues September**

**30" Knob Control, Frameless Design**

- Dual Element for Using Different Pan Sizes
- Precise Temperature Control for Better Results
- 9" Heating Element with Powerful 2,500 W
- 30 A Breaker



NEM5066UC

LR: 7" @ 1,800 W	RR: 6" @ 1,200 W
LF: 7"/5" @ 1,700 W/700 W	RF: 9" @ 2,500 W

**NEM5066UC**      **30" Radiant Cooktop**      **1,049 1,199**

**36" Knob Control, Frameless Design**

- 2 Dual Elements Offer the Capability to Use Multiple Pan Sizes
- Infinite Temperature Controls for Precision Cooking
- 9" Heating Element with Powerful 2,500 W
- 40 A Breaker



NEM5666UC

LR: 7" @ 1,800 W	C: 7" @ 1,800 W	RR: 6" @ 1,200 W
LF: 7"/5" @ 1,700 W/700 W		RF: 9"/6" @ 2,500 W/1,100 W

**NEM5666UC**      **36" Radiant Cooktop**      **1,299 1,449**

**Discontinues September**

*This price list supersedes all previous price lists. Prices listed herein do not include applicable state or local taxes.*

Model Number	Description	MAP	MSRP
--------------	-------------	-----	------

**800 Series**

**30" Cooktop with or without Stainless Steel Frame**

- |  |  |  |
|--|--|--|
| <ul style="list-style-type: none"> <li>• PreciseSelect®</li> <li>• Front and Back Stainless Steel Frame</li> <li>• Bridge Element</li> <li>• Dual Element</li> </ul> | <ul style="list-style-type: none"> <li>• SpeedBoost®</li> <li>• 2-Level Heat Indicator</li> <li>• Childproof Panel Lock</li> </ul> | <ul style="list-style-type: none"> <li>• Built-In Timers for Each Element: Doubles as General-Purpose Kitchen Timer</li> <li>• 40 A Breaker</li> </ul> |
|--|--|--|



NET8069SUC

LR: 7" @ 1,800 W (400 W Bridge)	C: 9"/6" @ 3,600 W/1,400 W (SpeedBoost®)	
LF: 7" @ 1,800 W		RF: 6" @ 1,200 W



NET8069UC

**NET8069SUC**      **30" Radiant, Black, Stainless Steel Frame**      **1,599**   **1,799**

Discontinues November

**NET8069UC**      **30" Radiant, Black, Frameless**      **1,499**   **1,649**

**36" Cooktop with or without Stainless Steel Frame**

- |   |  |  |
|---|--|--|
| <ul style="list-style-type: none"> <li>• PreciseSelect®</li> <li>• Front and Back Stainless Steel Frame</li> <li>• Bridge Element</li> <li>• 2 Dual Elements</li> </ul> | <ul style="list-style-type: none"> <li>• SpeedBoost®</li> <li>• Clean Lock</li> <li>• 2-Level Heat Indicator</li> <li>• ChildLock</li> </ul> | <ul style="list-style-type: none"> <li>• Built-In Timers for Each Element: Doubles as General-Purpose Kitchen Timer</li> <li>• 50 A Breaker</li> </ul> |
|---|--|--|



NET8669SUC

LR: 7" @ 1,800 W (400 W Bridge)	C: 9"/6" @ 3,600 W/1,400 W (SpeedBoost®)	RR: 6" @ 1,200 W
LF: 7" @ 1,800 W		RF: 8"/5" @ 1,900 W/800 W



NET8669UC

**NET8669SUC**      **36" Radiant, Black, Stainless Steel Frame**      **1,549**   **1,749**

Discontinues November

**NET8669UC**      **36" Radiant, Black, Frameless**      **1,549**   **1,749**

This price list supersedes all previous price lists. Prices listed herein do not include applicable state or local taxes.

Model Number	Description	MAP	MSRP
--------------	-------------	-----	------

**Benchmark® Series**

**30" Five Element Cooktop with AutoChef®**

- |   |   |  |
|---|---|--|
| <ul style="list-style-type: none"> <li>• Front and Back Stainless Steel Frame</li> <li>• 2-Zone 9" Heating Element with Powerful 3,600 W Element</li> <li>• Dual Element Left Front with AutoChef®</li> <li>• SpeedBoost®</li> <li>• AutoChef®</li> <li>• PreciseSelect®</li> </ul> | <ul style="list-style-type: none"> <li>• PowerStart® Heats Up the Cooking Zone Using the Highest Power Level and Then Automatically Adjusts to the Selected Ongoing Cooking Setting</li> <li>• Keep Warm Mode is Suitable for Melting Chocolate or Butter and for Keeping Food Warm</li> <li>• Kitchen Timer</li> </ul> | <ul style="list-style-type: none"> <li>• CountUp Timer</li> <li>• Clean Lock</li> <li>• 2-Level Heat Indicator</li> <li>• Childproof Panel Lock</li> <li>• 40 A Breaker</li> </ul> |
|---|---|--|



NETP069SUC

LR: 6" @ 1,200 W	C: 9"/6" @ 3,600 W/1,400 W (SpeedBoost®)	RR: 6" @ 1,200 W
AutoChef® LF: 7"/5" @ 2,000 W/800 W		RF: 6" @ 1,500 W

**NETP069SUC**      **30" Radiant**      **1,549 1,749**  
**Black with Stainless Steel Frame**

**36" Triple Ring AutoChef® Cooktop**

- |  |  |   |
|--|--|---|
| <ul style="list-style-type: none"> <li>• Front and Back Stainless Steel Frame</li> <li>• 3-Zone 11" Heating Element with Powerful 3,080 W Element with AutoChef®</li> <li>• Bridge Element</li> <li>• AutoChef®</li> <li>• PreciseSelect®</li> </ul> | <ul style="list-style-type: none"> <li>• PowerStart® Heats Up the Cooking Zone Using the Highest Power Level and Then Automatically Adjusts to the Selected Ongoing Cooking Setting</li> <li>• Keep Warm Mode is Suitable for Melting Chocolate or Butter and for Keeping Food Warm</li> </ul> | <ul style="list-style-type: none"> <li>• Kitchen Timer</li> <li>• CountUp Timer</li> <li>• Clean Lock</li> <li>• 2-Level Heat Indicator</li> <li>• Childproof Panel Lock</li> <li>• 40 A Breaker</li> </ul> |
|--|--|---|



NETP669SUC

LR: 7" @ 1,800 W (400 W Bridge)	AutoChef® C: 11"/8"/6" @ 3,080 W/2,200 W/1,050 W	RR: 6" @ 1,200 W
LF: 7" @ 1,800 W		RF: 8"/5" @ 1,900 W/800 W

**NETP669SUC**      **36" Radiant**      **1,649 1,849**  
**Black with Stainless Steel Frame**

Discontinues November

*This price list supersedes all previous price lists. Prices listed herein do not include applicable state or local taxes.*

Model Number	Description	MAP	MSRP
--------------	-------------	-----	------


**All Bosch Gas Cooktops Include the Following Features:**

- Front-Center Controls
- High Efficiency Gas Burners
- Continuous Cast Iron Grates
- FlameSafe thermocouple shuts off gas if flame is extinguished
- LP Kit Included
- See All Pan Accessories on Page 8-10.

**500 Series**

**24" Gas Cooktop**

- 4 Burners
- 10.3K BTU Max
- Ideal for Kitchens with a Smaller Footprint
- Stainless-Look Metal Knobs
- LED "On" Indicator Light
- Low Profile Stainless Steel Design for Easy Cleaning
- Sealed Burners for Easier Cleanup



NGM5453UC

LR: 6,000 BTU	RR: 10,300 BTU
LF: 6,000 BTU	RF: 3,400 BTU

**NGM5453UC      24" Gas Cooktop, 4 Burners, Stainless Steel      999   1,099**

**30" Gas Cooktop**

- 5 Burners
- 16K BTU Max
- OptiSim® Burner
- Stainless-Look Metal Knobs
- LED "On" Indicator Light
- Low Profile Stainless Steel Design for Easy Cleaning
- Sealed Burners for Easier Cleanup




NGM5059UC

LR: 6,000 BTU	C: 16,000 BTU	RR: 10,300 BTU
LF: 3,400 BTU		RF: 6,000 BTU

**NGM5059UC      30" Gas Cooktop, 5 Burners, Stainless Steel      1,099   1,249**

**36" Gas Cooktop**

- 5 Burners
- 16K BTU Max
- OptiSim® Burner
- Stainless-Look Metal Knobs
- LED "On" Indicator Light
- Low Profile Stainless Steel Design for Easy Cleaning
- Sealed Burners for Easier Cleanup



NGM5659UC

LR: 6,000 BTU	C: 16,000 BTU	RR: 10,300 BTU
LF: 3,400 BTU		RF: 6,000 BTU

**NGM5659UC      36" Gas Cooktop, 5 Burners, Stainless Steel      1,249   1,399**




*This price list supersedes all previous price lists. Prices listed herein do not include applicable state or local taxes.*

Model Number	Description	MAP	MSRP
--------------	-------------	-----	------

**800 Series**

**30" Gas Cooktop**

- 5 Burners
- FlameSelect® (9 Power Levels)
- 17K BTU Max
- Dual-Ring Power Burner
- OptiSim® Burner
- LED Light Line Knob Illumination
- Dishwasher-Safe Grates
- Residual Heat Indication



NGM8059UC



NGM8049UC



LR: 6,000 BTU	C: 17,000 BTU	RR: 10,300 BTU	
LF: 3,400 BTU		RF: 6,000 BTU	
<b>NGM8059UC</b>	<b>30" Gas Cooktop, 5 Burners, Stainless Steel</b>	<b>1,549</b>	<b>1,749</b>

LR: 5,000 BTU	C: 17,000 BTU	RR: 10,300 BTU	
LF: 3,400 BTU		RF: 5,000 BTU	
<b>NGM8049UC</b>	<b>30" Gas Cooktop, 5 Burners Black with Black Stainless Knobs</b>	<b>1,649</b>	<b>1,849</b>

**36" Gas Cooktop**

- 5 Burners
- 19K BTU Max
- Recessed Burner Areas
- Black Stainless Metal Knobs
- Automatic Re-Ignition
- Red LED Lights Indicate Burners Are On



NGM8646UC

LR: 9,300 BTU	C: 19,000 BTU	RR: 5,500 BTU	
LF: 9,300 BTU		RF: 9,300 BTU	
<b>NGM8646UC</b>	<b>36" Gas Cooktop, 5 Burners, Black with Black Stainless Knobs</b>	<b>1,549</b>	<b>1,749</b>

**Legacy**

**36" Gas Cooktop**

- 5 Burners
- FlameSelect® (9 Power Levels)
- 17K BTU Max
- Dual-Ring Power Burner
- OptiSim® Burner
- LED Light Line Knob Illumination
- Dishwasher-Safe Grates
- Residual Heat Indication



NGM8659UC



LR: 6,000 BTU	C: 17,000 BTU	RR: 10,300 BTU	
LF: 3,400 BTU		RF: 6,000 BTU	
<b>NGM8659UC</b>	<b>36" Gas Cooktop, 5 Burners, Stainless Steel</b>	<b>1,699</b>	<b>1,899</b>

*This price list supersedes all previous price lists. Prices listed herein do not include applicable state or local taxes.*

Model Number	Description	MAP	MSRP
--------------	-------------	-----	------

**Benchmark® Series**

**30" Gas Cooktop**

- |   |  |  |
|---|--|--|
| <ul style="list-style-type: none"> <li>• 5 Burners</li> <li>• FlameSelect® (9 Power Levels)</li> <li>• 18K BTU Max</li> <li>• Bosch Exclusive Dual-Ring Power Burner</li> </ul> | <ul style="list-style-type: none"> <li>• OptiSim® Burner</li> <li>• LED Power Level/Residual Heat Indication Display</li> <li>• Digital Display Indicating Selected Power Level</li> </ul> | <ul style="list-style-type: none"> <li>• Stainless Steel Appearance Knobs</li> <li>• Dishwasher-safe Grates</li> </ul> |
|---|--|--|



NGMP059UC



LR: 6,000 BTU	C: 18,050 BTU	RR: 10,300 BTU
LF: 3,400 BTU		RF: 6,000 BTU

**NGMP059UC 30" Gas Cooktop, 5 Burners, Stainless Steel 1,899 2,099**

**30" Gas Cooktop**

- |   |   |  |
|---|---|--|
| <ul style="list-style-type: none"> <li>• 5 Burners</li> <li>• FlameSelect® (9 Power Levels)</li> <li>• 14.3K BTU Max</li> <li>• Bosch Exclusive Dual-Ring Power Burner</li> </ul> | <ul style="list-style-type: none"> <li>• OptiSim® Burner</li> <li>• Smooth Glass Cooking Surface</li> <li>• Electronic Ignition</li> <li>• Flame Failure Safety Device</li> </ul> | <ul style="list-style-type: none"> <li>• Install Flush or Surface Mounted</li> <li>• Stainless Steel Appearance Knobs</li> <li>• Dishwasher-safe Grates</li> </ul> |
|---|---|--|



NGMP077UC



LR: 6,000 BTU	C: 14,300 BTU	RR: 10,300 BTU
LF: 3,400 BTU		RF: 6,000 BTU

**NGMP077UC 30" Gas Cooktop, 5 Burners, Gray Tempered Glass 1,899 2,099**

**Discontinues November**

**36" Gas Cooktop**

- |   |  |  |
|---|--|--|
| <ul style="list-style-type: none"> <li>• 5 Burners</li> <li>• FlameSelect® (9 Power Levels)</li> <li>• 18K BTU Max</li> <li>• Bosch Exclusive Dual-Ring Power Burner</li> </ul> | <ul style="list-style-type: none"> <li>• OptiSim® Burner</li> <li>• LED Power Level/Residual Heat Indication Display</li> <li>• Digital Display Indicating Selected Power Level</li> </ul> | <ul style="list-style-type: none"> <li>• Stainless Steel Appearance Knobs</li> <li>• Dishwasher-safe Grates</li> </ul> |
|---|--|--|



NGMP659UC



LR: 6,000 BTU	C: 18,050 BTU	RR: 10,300 BTU
LF: 3,400 BTU		RF: 6,000 BTU

**NGMP659UC 36" Gas Cooktop, 5 Burners, Stainless Steel 1,999 2,199**

*This price list supersedes all previous price lists. Prices listed herein do not include applicable state or local taxes.*

Model Number	Description	MAP	MSRP
--------------	-------------	-----	------

**Benchmark® Series**

**36" Gas Cooktop**

- 5 Burners
- FlameSelect® (9 Power Levels)
- 14.3K BTU Max
- Bosch Exclusive Dual-Ring Power Burner
- OptiSim® Burner
- Smooth Glass Cooking Surface
- Electronic Ignition
- Flame Failure Safety Device
- Install Flush or Surface Mounted
- Stainless Steel Appearance Knobs
- Dishwasher-safe Grates



NGMP677UC



LR: 6,000 BTU	C: 14,300 BTU	RR: 10,300 BTU
LF: 3,400 BTU		RF: 6,000 BTU

**NGMP677UC**      **36" Gas Cooktop, 5 Burners, Gray Tempered Glass**      **2,049 2,299**

Discontinues November

**Accessories for Cooktops**





					Cooktops		Rangetops			
					Induction	Radiant	Mainline Gas	Benchmark Gas	30"	36"
	<b>HEZ298107</b>	<b>Wok Ring for FlameSelect® Gas Cooktops</b>	<b>69</b>	<b>79</b>			• <sup>1</sup>	• <sup>1</sup>		
	<b>HEZ9GW23UC</b>	<b>Industrial-Style Wok Ring for 30" Gas Rangetop</b>	<b>69</b>	<b>79</b>					•	
	<b>HEZ390210</b>	<b>Stainless Steel Pan with Aluminum Core</b> Optimized for Cooking with AutoChef® Element • Superior Heat Distribution <b>8" Pan for 6" Element</b>	<b>89</b>	<b>99</b>	•	•	•	•	•	•
	<b>HEZ390220</b>	<b>9" Pan for 7" Element</b>	<b>99</b>	<b>109</b>	•	•	•	•	•	•
	<b>HEZ390230</b>	<b>Stainless Steel Pan with Aluminum Core</b> Optimized for Cooking with AutoChef® Element • Superior Heat Distribution <b>10" Pan for 8" and 9" Elements</b>	<b>119</b>	<b>139</b>	•	•	•	•	•	•
	<b>HEZ9GR37UC</b>	<b>Non-Stick Induction Grill</b> Non-Stick Cast Aluminum with a Thick Ferromagnetic Base • Ideal for Grilling Meats, Seafood and Vegetables <b>17" x 9" Grill Pan</b>	<b>249</b>	<b>279</b>	• <sup>2</sup>					

**1** For FlameSelect® NGMP077UC, NGMP677UC Models Only

**2** FlexInduction® Models Only

## ACCESSORIES

*This price list supersedes all previous price lists. Prices listed herein do not include applicable state or local taxes.*

Model Number	Description	MAP	MSRP	Cooktops				Rangetops	
				Induction	Radiant	Mainline Gas	Benchmark Gas	30"	36"
	<b>HEZ9GR41UC</b> Industrial-Style Griddle for 30" and 36" Gas Rangetops	229	259					•	•
	<b>HEZ9GR58UC</b> Griddle Plate for Gas Cooktops	229	259			•	•		
	<b>HEZ7YZ30UC</b> 9" Stainless Steel Low Backguard for 30" Gas Rangetop	199	219					•	
	<b>HEZ7YZ36UC</b> 9" Stainless Steel Low Backguard for 36" Gas Rangetop	209	229						•

*This price list supersedes all previous price lists. Prices listed herein do not include applicable state or local taxes.*

Model Number	Description	MAP	MSRP
--------------	-------------	-----	------

**All Bosch Gas Rangetops Include the Following Features:**

- 18K BTU Max
- OptiSim® Burner
- High Efficiency Burners
- Industrial-Style Design
- Porcelain Enameled Cooking Surface
- Large Metal Control Knobs
- Up-Front Centralized Controls
- Continuous Surface Cast Iron Grates
- Dishwasher-Safe Grates
- Electronic Ignition
- Flame Supervision Device
- LP Kit Included

**800 Series**

**30" Gas Rangetop**

- 18K BTU Dual Flame Ring Burner
- Two 12K BTU Large Burners
- 5K BTU OptiSim® Simmer Burner

LR: 12,000 BTU	RR: 5,000 BTU
LF: 12,000 BTU	RF: 18,000 BTU



RGM8058UC

**RGM8058UC      30" Gas Rangetop, 4 Burners, Stainless Steel      3,149   3,499**

**36" Gas Rangetop**

- Two 18K BTU Dual Flame Ring Burners
- Three 12K BTU Large Burners
- 5K BTU OptiSim® Simmer Burner

LR: 12,000 BTU	CR: 12,000 BTU	RR: 5,000 BTU
LF: 18,000 BTU	CF: 12,000 BTU	RF: 18,000 BTU






RGM8658UC



**RGM8658UC      36" Gas Rangetop, 6 Burners, Stainless Steel      3,649   4,049**

## UNDER-CABINET HOODS

This price list supersedes all previous price lists. Prices listed herein do not include applicable state or local taxes.





Model Number	Description	MAP	MSRP
<b>300 Series</b>			
<b>30" and 36" Under-Cabinet Hood</b>			
<ul style="list-style-type: none"> <li>• 5" Height / 21" Depth</li> <li>• Slim-Line Styling</li> <li>• 3-Speed Control – Rotary Knobs</li> </ul>	<ul style="list-style-type: none"> <li>• 300 CFM</li> <li>• 2 LED Lights</li> <li>• Dishwasher Safe Aluminum Mesh Filters</li> </ul>	<ul style="list-style-type: none"> <li>• Ducted or Convertible to Non-Ducted Operation</li> <li>• 7" Round (Vertical) and 3 1/4" x 10" Rectangular (Horizontal)</li> </ul>	 DUH30253UC
<b>NEW DUH30253UC</b>	<b>30" Stainless Steel, 300 CFM Blower</b>	<b>649</b>	<b>749</b>
<b>NEW DUH36253UC</b>	<b>36" Stainless Steel, 300 CFM Blower</b>	<b>729</b>	<b>849</b>
<b>Launching September</b>			

<b>800 Series</b>			
<b>30" and 36" Professional-Style Under-Cabinet Hood</b>			
<ul style="list-style-type: none"> <li>• 11" Height / 23" Depth</li> <li>• Professional Styling</li> <li>• Touch Control with LED Backlite – 4 Speeds</li> <li>• 600 CFM</li> </ul>	<ul style="list-style-type: none"> <li>• 2 LED Lights</li> <li>• Dishwasher Safe Aluminum Mesh Filters with Stainless Steel Covers</li> </ul>	<ul style="list-style-type: none"> <li>• Ducted or Convertible to Non-Ducted Operation</li> <li>• Ducting - 7" Round (Vertical)</li> <li>• Home Connect®</li> </ul>	 DUH80553UC  
<b>NEW DUH80553UC</b>	<b>30" Stainless Steel, 600 CFM Blower</b>	<b>1,499</b>	<b>1,649</b>
<b>NEW DUH86553UC</b>	<b>36" Stainless Steel, 600 CFM Blower</b>	<b>1,549</b>	<b>1,749</b>
<b>Launching September</b>			

<b>Benchmark Series</b>			
<b>30" and 36" Professional-Style Under-Cabinet Hood</b>			
<ul style="list-style-type: none"> <li>• 18" Height / 23" Depth</li> <li>• Professional Styling</li> <li>• Touch Controls with LED Backlite – 4 Speeds</li> <li>• 800 CFM</li> </ul>	<ul style="list-style-type: none"> <li>• 2 LED Lights</li> <li>• Dishwasher Safe Aluminum Mesh Filters with Stainless Steel Covers</li> </ul>	<ul style="list-style-type: none"> <li>• Ducted or Convertible to Non-Ducted Operation</li> <li>• Ducting - 7" Round (Vertical)</li> <li>• Home Connect®</li> </ul>	 DUHP0853UC  
<b>NEW DUHP0853UC</b>	<b>30" Stainless Steel, 800 CFM Blower</b>	<b>1,649</b>	<b>1,849</b>
<b>NEW DUHP6853UC</b>	<b>36" Stainless Steel, 800 CFM Blower</b>	<b>1,749</b>	<b>1,949</b>
<b>Launching September</b>			

## UNDER-CABINET HOOD ACCESSORIES

*This price list supersedes all previous price lists. Prices listed herein do not include applicable state or local taxes.*

Model Number	Description	MAP	MSRP	DUH			
				300 Series		800/Benchmark	
				30"	36"	30"	36"
	<b>NEW</b> HEZVEUD301 30" 300 Series Recirculation Filter Kit - 2 Pack	69	79	•			
	<b>NEW</b> HEZVEUD361 36" 300 Series Recirculation Filter Kit - 2 Pack	79	89		•		
	<b>NEW</b> HEZVEUD302 30" 800/Benchmark Series Recirculation Filter Kit - 2 Pack	109	119			•	
	<b>NEW</b> HEZVEUD362 36" 800/Benchmark Series Recirculation Filter Kit - 2 Pack	119	139				•

# ISLAND HOODS/ACCESSORIES

This price list supersedes all previous price lists. Prices listed herein do not include applicable state or local taxes.

Model Number	Description	MAP	MSRP
--------------	-------------	-----	------

## 800 Series

### Slim Profile Box Canopy Island Hood


- 600 CFM
- Four-Speed Electronic Control with White and Red LCD Display
- Kitchen Timer
- Clean Filter Reminder
- Auto On/Heat Sensor
- Four 20 W Halogen Lights
- Three Anodized Aluminum Mesh Filters with Stainless Steel Bosch Design Covers and Metal Latch
- Vertical Ducting with 8" Round Duct
- Backdraft Damper and Transition Included
- Recirculation Kit Available as an Accessory
- Extension Kit for Ceilings 9' to 11' 6" Available as an Accessory



HIB82651UC

**HIB82651UC**      **42" Island Hood, 600 CFM**      **2,299 2,549**

### Accessories for Island Hoods

				HIB
				42"
	<b>Island Hood Extension Kit</b> <ul style="list-style-type: none"> <li>• Fits Ceilings From 9' to 11' 6" in Height</li> <li>• Stainless Steel Flue Extensions and Inner Structure Parts Included.</li> </ul>	<b>539</b>	<b>599</b>	•
	<b>Box/Pyramid/Glass Canopy Chimney Hood Recirculation Kit</b>	<b>119</b>	<b>139</b>	•
	<b>Island Hood Recirculation Kit</b>	<b>109</b>	<b>119</b>	•



## CHIMNEY WALL HOODS

This price list supersedes all previous price lists. Prices listed herein do not include applicable state or local taxes.

Model Number	Description	MAP	MSRP
--------------	-------------	-----	------

### All Bosch Chimney Wall Hoods Include the Following Features:

- Kitchen Timer
- Clean Filter Reminder
- Auto On/Heat Sensor
- Anodized Aluminum Mesh Filters
- Vertical Ducting with 8" Round Duct
- Backdraft Damper and Transition Included
- Recirculation Kit Available as an Accessory
- Extension Kit for Ceilings 9'–11' 6" Available as an Accessory

### 300 Series

#### ENERGY STAR® Certified Pyramid Canopy Chimney Hood

- 300 CFM
- Three-Speed Electronic Control with White and Red LCD Display
- Two Bright LED Lights

<b>HCP34E52UC</b>	<b>24" Pyramid Canopy Chimney Hood, 300 CFM</b>	<b>1,099</b>	<b>1,249</b>
<b>HCP30E52UC</b>	<b>30" Pyramid Canopy Chimney Hood, 300 CFM</b>	<b>1,199</b>	<b>1,349</b>
<b>HCP36E52UC</b>	<b>36" Pyramid Canopy Chimney Hood, 300 CFM</b>	<b>1,299</b>	<b>1,449</b>



HCP34E52UC

### 500 Series

#### Box Canopy Chimney Hood

- 600 CFM
- Four Speed Electronic Control with White and Red LCD Display
- Two 40 W Halogen Lights

<b>HCB50651UC</b>	<b>30" Box Canopy Chimney Hood, 600 CFM</b>	<b>1,549</b>	<b>1,749</b>
<b>HCB56651UC</b>	<b>36" Box Canopy Chimney Hood, 600 CFM</b>	<b>1,649</b>	<b>1,849</b>



HCB50651UC

#### Pyramid Canopy Chimney Hood

- Home Connect®
- 600 CFM
- Cooktop Hood Control
- Four Speed Electronic Control with White and Red LCD Display
- Two Bright LED Lights

<b>HCP50652UC</b>	<b>30" Pyramid Canopy Chimney Hood, 600 CFM</b>	<b>1,549</b>	<b>1,749</b>
<b>HCP56652UC</b>	<b>36" Pyramid Canopy Chimney Hood, 600 CFM</b>	<b>1,649</b>	<b>1,849</b>



HCP50652UC

### 800 Series

#### Pyramid Canopy Chimney Hood

- Black Stainless Steel Guards Against Surface Scratches and Fingerprints
- 600 CFM
- Four Speed Electronic Control with White and Red LCD Display
- Two 40 W Halogen Lights

<b>HCP80641UC</b>	<b>30" Pyramid Chimney, 600 CFM, Black Stainless</b>	<b>1,399</b>	<b>1,549</b>
<b>HCP86641UC</b>	<b>36" Pyramid Chimney, 600 CFM, Black Stainless</b>	<b>1,549</b>	<b>1,749</b>



HCP80641UC



## PULL-OUT HOODS/ACCESSORIES

*This price list supersedes all previous price lists. Prices listed herein do not include applicable state or local taxes.*

Model Number	Description	MAP	MSRP
--------------	-------------	-----	------

### 500 Series

#### Integrated Stainless Pull-Out Range Hood

- |  |   |  |
|--|---|--|
| <ul style="list-style-type: none"> <li>• 400 CFM</li> <li>• Electronic Control with White LCD Display</li> <li>• Kitchen Timer</li> <li>• Clean Filter Reminder</li> </ul> | <ul style="list-style-type: none"> <li>• Three Fan Speeds with Intensive Speed</li> <li>• Two Bright LED Lights</li> <li>• Two Anodized Aluminum Mesh Filters</li> <li>• Vertical Ducting with 6" Round Duct</li> </ul> | <ul style="list-style-type: none"> <li>• Backdraft Damper and Transition Included</li> <li>• Recirculation/Charcoal Kit Available as an Accessory</li> <li>• 110 V UL Rated with 120 V 3-Prong Plug</li> </ul> |
|--|---|--|



HUI54452UC

<b>HUI54452UC</b>	<b>24" Pull-Out Hood, 400 CFM</b>	<b>919</b>	<b>1,049</b>
-------------------	-----------------------------------	------------	--------------

#### Integrated Stainless Pull-Out Range Hood

- |  |   |   |
|--|---|---|
| <ul style="list-style-type: none"> <li>• 300 CFM – (30" Width)</li> <li>• 500 CFM – (36" Width)</li> <li>• Three Speed Slider Switch Control</li> <li>• Two 20 W Halogen Lights</li> <li>• Four Aluminum Mesh Filters</li> </ul> | <ul style="list-style-type: none"> <li>• Removable Stainless Steel Front Visor Panel That Can Be Replaced with a Custom Strip (Not Provided)</li> <li>• 6" Round Duct</li> <li>• Vertical and Horizontal Discharge</li> </ul> | <ul style="list-style-type: none"> <li>• 120 V Junction Box Direct Wire</li> <li>• CFM Reducer Kit Available as Accessory</li> <li>• Non-Duct Recirculation Kit Available as Accessory (Vent Grate Cover Included with Hood)</li> </ul> |
|--|---|---|






HUI56551UC

<b>HUI50351UC</b>	<b>30" Pull-Out Hood, 300 CFM, Stainless Steel</b>	<b>949</b>	<b>1,049</b>
-------------------	--	------------	--------------

<b>HUI56551UC</b>	<b>36" Pull-Out Hood, 500 CFM, Stainless Steel</b>	<b>999</b>	<b>1,099</b>
-------------------	--	------------	--------------

#### Accessories for Pull-Out Hoods

			HUI54452UC	HUI50351UC
	<b>Recirculation Kit/Charcoal Filter Accessory Kit</b> For HUI50351UC and HUI56551UC Models • Absorbs Odors with High Quality Heavy Duty Charcoal Filters • For Recirculation, Non-Vented Installations <b>HUIF06UC Non-Duct Recirculation Accessory Kit/ Charcoal Filter Accessory Kit</b>	<b>109</b>	<b>119</b>	• •
	<b>CFM Reducer Accessory Kit</b> For HUI56551UC Model • Reduces CFM to Under 300 • Converts a 6" Round Duct to a 5" Round Duct • Check Your Local Code and Regulations for Make-Up Air Requirements <b>HUIRED56UC CFM Reducer Accessory Kit, Reduces CFM to Under 300 CFM</b>	<b>59</b>	<b>69</b>	•
	<b>Recirculation/Charcoal Kit</b> for HUI54452UC – 24" Pull-Out Hood <b>HVREC5UC Pull-Out Hood Recirculation/Charcoal Filter Accessory Kit</b>	<b>109</b>	<b>119</b>	•

*This price list supersedes all previous price lists. Prices listed herein do not include applicable state or local taxes.*

Model Number	Description	MAP	MSRP
--------------	-------------	-----	------

**All NEW Bosch Custom Insert Range Hoods Include the Following Features:**

- Two LED Lights
- 15 Amps
- 120 V
- Dishwasher-safe Aluminum Filter
- Mesh with Stainless Steel Cover
- Plug Type: Hardwire

**300 Series**

**Custom Insert Range Hood**

- 300 CFM
- Vertical Ducting with 6" Round Duct
- Home Connect®
- Touch Control



HUI34253UC



**HUI34253UC**      **24" Custom Insert Hood, 300 CFM**      **899**    **999**

**HUI30253UC**      **30" Custom Insert Hood, 300 CFM**      **949**    **1,049**

**HUI36253UC**      **36" Custom Insert Hood, 300 CFM**      **999**    **1,099**



HUI30253UC



HUI36253UC



**800 Series**

**Custom Insert Range Hood**

- 600 CFM
- Vertical Ducting with 8" Round Duct
- Home Connect®
- Touch Control



HUI80553UC



**HUI80553UC**      **30" Custom Insert Hood, 600 CFM**      **1,299**    **1,449**

**HUI86553UC**      **36" Custom Insert Hood, 600 CFM**      **1,399**    **1,549**




HUI86553UC



**CUSTOM INSERT ACCESSORIES**

*This price list supersedes all previous price lists. Prices listed herein do not include applicable state or local taxes.*

Model Number	Description	MAP	MSRP	HUI34253UC	HUI30253UC	HUI36253UC	HUI80553UC	HUI86553UC
<b>Accessories for Custom Insert Range Hoods</b>								
	<b>HUIFIL0UC</b> Charcoal Filter Kit for 30" Custom Inserts HUI30253UC, and HUI80553UC	109	119		•		•	
	<b>HUIFIL46UC</b> Charcoal Filter Kit for 24" Custom Insert HUI34253UC and 36" Custom Inserts HUI36253UC, and HUI86553UC	109	119	•		•		•

# DOWNDRAFT/ACCESSORIES

This price list supersedes all previous price lists. Prices listed herein do not include applicable state or local taxes.

Model Number	Description	MAP	MSRP
--------------	-------------	-----	------

## 800 Series

### Downdraft Ventilation

- Design Matched for Use In Combination with Bosch Cooktops
  - 12" Telescopic Chimney Rise
  - Preserves Clean Sight Lines When Not In Use
  - Stainless Steel
  - Six Possible Discharge Connections to Fit Your Kitchen Design Allowing Flexibility to Exhaust At Sides, Front, Rear or Downward (Additional Accessories May Be Required Depending on Installation, See Manual)
  - Sleek Front Panel Conceals Mesh Filters, Giving a Timeless Aesthetic and Acts as a Splatter Guard While Cooking
  - Dishwasher-Safe Aluminum Mesh Filters
  - 3-Speed Control
- May Be Required to Complete the Installation Depending on Exhaust Direction & Blower Chosen:*
- Downdraft Transitions (HDDSTRAN6, HDDSTRAN8, HDDFTRAN6, HDDFTRAN8, HDD2RECTD, HDDSTRAN2 see page 10-10)
  - Recirculation Possible, Accessory Sold Separately (HDDREC5UC see page 10-11)
  - Gas Cooktop Seal Kit Sold Separately (Required For Installation with Gas Cooktops see page 10-11).
- Required to Complete the Installation: Blower Options, Sold Separately*
- 600 CFM Remote (DHR1FZUC), and Inline (DHI1FZUC) Blower








HDD86051UC

**HDD80051UC**      **30" Downdraft, Optional Blower**      **1,699**   **1,899**

**HDD86051UC**      **36" Downdraft, Optional Blower**      **1,749**   **1,949**

**NOTE: Transition required and sold separately for all remote and inline blower installations.**

### Accessories for Downdraft-Blowers

				HDD86051UC	HDD80051UC
	<b>DHG602DUC</b>	<b>600 CFM Flexible Blower for HDD86051UC and HDD80051UC Bosch Downdrafts Only 8" Round Exhaust</b>	<b>739</b> <b>849</b>	•	•
	<b>DHI1FZUC</b>	<b>600 CFM Inline Blower</b>	<b>689</b> <b>799</b>	•	•
	<b>DHR1FZUC</b>	<b>600 CFM Remote Blower for HDD86051UC and HDD80051UC Bosch Downdrafts Only 6" Round Exhaust</b>	<b>729</b> <b>849</b>	•	•
	<b>EXTNCB25W</b>	<b>25-ft Remote &amp; Inline Blower Extension Cable</b> See Thermador Price List <b>Compatible with Remote Blower DHR1FZUC and Inline Blower DHI1FZUC</b>		•	•
	<b>EXTNSET4</b>	<b>3-pc extension set for Inline and remote blowers</b> See Thermador Price List <b>For older generation blowers when paired with new generation blowers</b> <b>Compatible with Remote Blower DHR1FZUC and Inline Blower DHI1FZUC</b>		•	•







## DOWNDRAFT ACCESSORIES

*This price list supersedes all previous price lists. Prices listed herein do not include applicable state or local taxes.*

Model Number	Description	MAP	MSRP	
--------------	-------------	-----	------	--







### Accessories for Downdraft–Transitions

The Below Transitions May Be Required to Complete the Installation of HDD80051UC and HDD86051UC Depending on the Discharge Connection Chosen in Combination with the Downdraft Blower Selected (See Installation Manual) • For Use with Inline and Remote Blowers

	<p><b>HDD2RECTD</b>     <b>2' Rectangular Duct</b></p> <p>Rectangular Duct That Is 2' Long x 1 7/8" Deep x 19" Wide Ability to Use as an Extension to Exhaust through a Cabinet or Wall. To Modify Length, Duct May Be Cut. HDDSTRAN6 or HDDSTRAN8 May Be Used to Connect HDD2RECTD to Round Ductwork HDDSTRAN2 Required to Attach Duct to Downdraft Housing</p>	<b>89</b>	<b>99</b>	•	•
	<p><b>HDDSTRAN2</b>     <b>Transition for Rectangular Duct Required to Attach HDD2RECTD 2' Rectangular Duct to Downdraft Housing</b></p>	<b>69</b>	<b>79</b>	•	•
	<p><b>HDDFTRAN6</b>     <b>6" Round Front Plate Front Rough-In Plate for Front Exhaust Applications</b></p>	<b>79</b>	<b>89</b>	•	•
	<p><b>HDDFTRAN8</b>     <b>8" Round Front Plate for Downdraft Front Rough-In Plate for Front Exhaust Applications</b></p>	<b>79</b>	<b>89</b>	•	•
	<p><b>HDDSTRAN6</b>     <b>6" Side/Rear Transition Rectangular 1 7/8" X 19" Transition to 6" Round for Side and Rear Exhaust Applications</b></p>	<b>139</b>	<b>159</b>	•	•
	<p><b>HDDSTRAN8</b>     <b>8" Side/Rear Transition Rectangular 1 7/8" X 19" Transition to 8" Round for Side and Rear Exhaust Applications</b></p>	<b>139</b>	<b>159</b>	•	•

## DOWNDRAFT ACCESSORIES

*This price list supersedes all previous price lists. Prices listed herein do not include applicable state or local taxes.*

Model Number	Description	MAP	MSRP	HDD86051UC	HDD80051UC
<b>Accessories for Downdraft</b>					
	<p><b>Downdraft Recirculation Kit</b></p> <ul style="list-style-type: none"> <li>Enables Non-Ducted Downdraft Installation by Allowing Filtered Air to Re-Enter the Kitchen after Passing Through a Charcoal Filter</li> <li>Includes Recirculation Module, Charcoal Filter and Metal Grill Vent Plate</li> <li>Recirculation Module Works In Wall or Island Applications</li> <li>Mounts to Cabinet Base, Recesses into Toe Kick/Socket Area</li> <li>Fits In Toe-Kick/Socket Heights of 4" or Taller</li> <li>Module and Grill Vent Plate Can Be Placed So Air Does Not Hit Feet</li> <li>Downdraft and Internal Blower Sold Separately</li> <li>To Be Used Only with Bosch Downdrafts and Blowers</li> <li>May Bypass the Need to Supply Make Up Air, Subject to Local Code</li> </ul>	<b>479</b>	<b>529</b>	•	•
	<p><b>HDDFILTUC Charcoal Filter Replacement for Recirculation Kit for Downdraft</b></p>	<b>89</b>	<b>99</b>	•	•
	<p><b>HDD0RSP 30" Gas Cooktop Seal Kit for Downdraft</b></p> <ul style="list-style-type: none"> <li>For Use with 36" HDD86051UC and 30" HDD80051UC Downdrafts</li> <li>Required for Installation with Gas Cooktops</li> <li>Includes Trim Bracket, Seal, and 2 Metal Grills</li> </ul>	<b>89</b>	<b>99</b>	•	•
	<p><b>HDD6RSP 36" Gas Cooktop Seal Kit for Downdraft</b></p>	<b>89</b>	<b>99</b>	•	•
	<p><b>HDDTRIM30S Trim accessory for 30" downdraft</b></p>	<b>49</b>	<b>59</b>		•
	<p><b>HDDTRIM36S Trim accessory for 36" downdraft</b></p>	<b>49</b>	<b>59</b>	•	



12029918..... 5-9

**B**

B09IB91NSP..... 1-6  
 B18IF905SP ..... 1-9  
 B24CB50ESS..... 1-6  
 B24CB80ESB..... 1-7  
 B24CB80ESS..... 1-7  
 B24CB80ESW..... 1-7  
 B30BB935SS..... 1-8  
 B30IB905SP ..... 1-8  
 B30IR905SP ..... 1-9  
 B36BT935NS ..... 1-8  
 B36CD50SNB ..... 1-3  
 B36CD50SNS ..... 1-3  
 B36CD52SNB ..... 1-3  
 B36CD52SNS ..... 1-3  
 B36CL80ENS..... 1-5  
 B36CL80SNS..... 1-5  
 B36CL81ENG ..... 1-5  
 B36CL81ENW..... 1-5  
 B36CT80SNB..... 1-4  
 B36CT80SNS..... 1-4  
 B36CT81ENS..... 1-4  
 B36FD10ENS..... 1-1  
 B36FD50SNB..... 1-2  
 B36FD50SNS..... 1-2  
 B36FD52SNB ..... 1-2  
 B36FD52SNS..... 1-2  
 B36HNDL800..... 1-10  
 B36IT905NP ..... 1-8  
 BCM8450UC..... 4-1  
 BFL18IF800..... 1-10  
 BFL30IR800..... 1-10  
 BORPLFTR30 ..... 1-10  
 BORPLFTR55 ..... 1-10

**D**

DHG602DUC ..... 10-9  
 DHI1FZUC ..... 10-9  
 DHR1FZUC ..... 10-9  
 DUH30253UC ..... 10-1  
 DUH36253UC ..... 10-1  
 DUH80553UC ..... 10-1  
 DUH86553UC ..... 10-1  
 DUHP0853UC..... 10-1  
 DUHP6853UC..... 10-1

**E**

EXTNCB25W..... 10-9  
 EXTNSET4 ..... 10-9

**F**

FPETHKT50 ..... 1-10  
 FPETHRF50 ..... 1-10

**H**

HBE5453UC..... 7-1  
 HBL57M52UC ..... 7-3  
 HBL87M53UC ..... 7-6  
 HBL5344UC..... 7-2  
 HBL5351UC..... 7-2  
 HBL5451UC..... 7-2  
 HBL5551UC..... 7-2  
 HBL5651UC..... 7-3  
 HBL5754UC..... 7-3  
 HBL8443UC..... 7-4  
 HBL8444LUC ..... 7-5  
 HBL8444RUC ..... 7-5  
 HBL8454UC..... 7-4  
 HBL8642UC..... 7-5  
 HBL8651UC..... 7-5  
 HBL8743UC..... 7-6  
 HBL8753UC..... 7-6  
 HBLP451LUC..... 7-7  
 HBLP451RUC ..... 7-7  
 HBLP454UC ..... 7-7  
 HBLP651LUC..... 7-8  
 HBLP651RUC ..... 7-8  
 HBLP651UC ..... 7-8  
 HBLP752UC ..... 7-9  
 HBN8451UC ..... 7-4  
 HBN8651UC ..... 7-5  
 HCB50651UC ..... 10-4  
 HCB56651UC ..... 10-4  
 HCBEXT5UC ..... 10-5  
 HCG56651UC ..... 10-5  
 HCGEXT5UC..... 10-5  
 HCIEXT5UC ..... 10-3  
 HCIFILTUC..... 10-5  
 HCP30E52UC ..... 10-4  
 HCP34E52UC ..... 10-4  
 HCP36E52UC ..... 10-4  
 HCP50652UC ..... 10-4  
 HCP56652UC ..... 10-4  
 HCP80641UC ..... 10-4  
 HCP86641UC ..... 10-4  
 HCPEXT4UC ..... 10-5  
 HCPEXT5UC ..... 10-5  
 HCREC5UC..... 10-3, 10-5  
 HDD0RSP ..... 10-11  
 HDD2RECTD..... 10-10  
 HDD6RSP ..... 10-11  
 HDD80051UC ..... 10-9  
 HDD86051UC ..... 10-9  
 HDDDFTRAN6..... 10-10  
 HDDDFTRAN8..... 10-10  
 HDDREC5UC ..... 10-11  
 HDDSTRAN2..... 10-10  
 HDDSTRAN6..... 10-10  
 HDDSTRAN8..... 10-10  
 HDDTRIM30S ..... 10-11  
 HDDTRIM36S ..... 10-11  
 HDI8056U..... 5-7  
 HDIP056U..... 5-7  
 HDS8045U..... 5-3  
 HDS8055U..... 5-3  
 HDS8645U..... 5-3  
 HDS8655U..... 5-3  
 HDZBS301 ..... 5-10  
 HDZIT301 ..... 5-10  
 HEATKITB82 ..... 1-10  
 HEI8046U ..... 5-5  
 HEI8056U ..... 5-5  
 HEIP056U ..... 5-5  
 HEZ7YZ30UC ..... 8-11  
 HEZ7YZ36UC ..... 8-11  
 HEZ8LLUC ..... 5-9  
 HEZ8TK30UC ..... 5-9  
 HEZ8TK36UC ..... 5-9  
 HEZ8YZ04UC ..... 5-8  
 HEZ8YZ30UC ..... 5-8  
 HEZ8YZ36UC ..... 5-8  
 HEZ8ZZ30UC ..... 5-8  
 HEZ8ZZ36UC ..... 5-8  
 HEZ9GR37UC ..... 5-10, 8-10  
 HEZ9GR41UC ..... 5-8, 8-11  
 HEZ9GR58UC ..... 8-11  
 HEZ9GW23UC ..... 5-8, 8-10  
 HEZ9LLUC ..... 5-9  
 HEZ9TK30UC ..... 5-9  
 HEZ9TK36UC ..... 5-9  
 HEZ9YZ04UC ..... 5-9  
 HEZ9YZ30UC ..... 5-8  
 HEZ9YZ36UC ..... 5-8  
 HEZ9ZZ30UC ..... 5-8  
 HEZ9ZZ36UC ..... 5-8  
 HEZ298102 ..... 5-10  
 HEZ298107 ..... 8-10  
 HEZ390210 ..... 5-10, 8-10  
 HEZ390220 ..... 5-10, 8-10  
 HEZ390230 ..... 5-10, 8-10  
 HEZBS301 ..... 5-10  
 HEZCMT3050 ..... 4-1  
 HEZGR301 ..... 5-10  
 HEZTR301 ..... 5-10, 7-10  
 HEZVEUD301 ..... 10-2  
 HEZVEUD302 ..... 10-2  
 HEZVEUD361 ..... 10-2  
 HEZVEUD362 ..... 10-2

HGI8046UC .....	5-6	<b>N</b>	SHE41CM5N.....	2-4
HGI8056UC .....	5-6	NEM5066UC.....	SHE41CM6N.....	2-4
HGIP056UC .....	5-6	NEM5466UC.....	SHE53B75UC .....	2-5
HGS8045UC .....	5-2	NEM5666UC.....	SHE53C82N.....	2-5
HGS8055UC .....	5-2	NET8069SUC.....	SHE53C85N.....	2-5
HGS8645UC .....	5-2	NET8069UC.....	SHE53C86N.....	2-5
HGS8655UC .....	5-2	NET8669SUC.....	SHE53CE5N.....	2-5
HGZBS301 .....	5-10	NET8669UC.....	SHE89PW75N.....	2-10
HGZIT301 .....	5-10	NETP069SUC .....	SHP9PCM5N .....	2-11
HIB82651UC .....	10-3	NETP669SUC .....	SHP65CM2N.....	2-7
HII8047U .....	5-4	NGM5059UC .....	SHP65CM5N.....	2-7
HII8057U .....	5-4	NGM5453UC .....	SHP65CM6N.....	2-7
HIIP057U .....	5-4	NGM5659UC .....	SHP78CM2N.....	2-9
HIREC5UC .....	10-3	NGM8049UC .....	SHP78CM4N.....	2-9
HIS8055U .....	5-1	NGM8059UC .....	SHP78CM5N.....	2-9
HIS8655U .....	5-1	NGM8646UC .....	SHP78CM6N.....	2-9
HMB30155UC.....	6-3	NGM8659UC .....	SHP95CM5N.....	2-7
HMB50152UC.....	6-3	NGMP059UC .....	SHS53CD2N .....	2-6
HMB57152UC.....	6-3	NGMP077UC .....	SHS53CD5N .....	2-6
HMC54151UC .....	6-4	NGMP659UC .....	SHV4AEB3N.....	2-2
HMC80152UC.....	6-4	NGMP677UC .....	SHV9PCM3N.....	2-11
HMC80242UC.....	6-4	NIT5060UC.....	SHV53CM3N.....	2-5
HMC80252UC.....	6-4	NIT5460UC.....	SHV78B73UC .....	2-8
HMC87152UC.....	6-4	NIT5660UC.....	SHV78CM3N.....	2-9
HMCP0252UC .....	6-4	NIT8060SUC.....	SHV89PW73N.....	2-10
HMD8053UC .....	6-2	NIT8060UC.....	SHX5AEM2N .....	2-3
HMD8054UC .....	6-2	NIT8660SUC.....	SHX5AEM4N .....	2-3
HMD8451UC .....	6-2	NIT8660UC.....	SHX5AEM5N .....	2-3
HMD8454UC .....	6-2	NIT8660UC.....	SHX5AEM6N .....	2-3
HMT5055.....	6-3	NITP060SUC.....	SHX9PCM5N .....	2-11
HMT5755.....	6-3	NITP060UC.....	SHX53CM5N.....	2-5
HMV3054U .....	6-1	NITP660SUC.....	SHX65CM5N.....	2-7
HMV5053U .....	6-1	NITP660UC.....	SHX78B75UC .....	2-8
HMV8045U .....	6-1	<b>R</b>	SHX78CM2N.....	2-9
HMV8054U .....	6-1	RGM8058UC.....	SHX78CM4N.....	2-9
HMVP054U .....	6-2	RGM8658UC.....	SHX78CM5N.....	2-9
HSLP451UC .....	7-8	<b>S</b>	SHX78CM6N.....	2-9
HSLP751UC .....	7-9	SGE53C52UC .....	SHX89PW75N.....	2-10
HUI30253UC .....	10-7	SGE53C55UC .....	SMZ3IN1UC.....	2-15
HUI34253UC .....	10-7	SGE53C56UC .....	SMZ1008UC .....	2-14
HUI36253UC .....	10-7	SGE78C55UC .....	SMZ4000UC .....	2-14
HUI50351UC .....	10-6	SGV78C53UC .....	SMZ4026.....	2-14
HUI54452UC.....	10-6	SGX78C55UC .....	SMZ5000.....	2-14
HUI56551UC .....	10-6	SGZ1010UC .....	SMZ5002UC .....	2-14
HUI80553UC.....	10-7	SGZ1052UC .....	SMZ5003.....	2-14
HUI86553UC .....	10-7	SHE3AEE5N.....	SMZ5400.....	2-14
HUIF06UC .....	10-6	SHE3AEM2N.....	SMZCD200UC .....	2-14
HUIFIL46UC .....	10-8	SHE3AEM5N.....	SMZEPCC1UC .....	2-14
HUIFILT0UC.....	10-8	SHE3AEM6N.....	SMZPCJB1UC .....	2-15
HUIRED56UC.....	10-6	SHE4AEM2N.....	SMZSH1ABUC .....	2-15
HVREC5UC .....	10-6	SHE4AEM5N.....	SPE53B52UC.....	2-12
HWD5051UC .....	7-10	SHE4AEM6N.....	SPE53B56UC.....	2-12
HWD5751UC .....	7-10	SHE41CM2N.....	SPE53C52UC .....	2-12
			SPE53C55UC .....	2-12
			SPE53C56UC .....	2-12

SPE68C75UC ..... 2-13  
SPV68C73UC..... 2-13  
SPX68C75UC..... 2-13

**W**

WGA12400UC..... 3-1  
WGB246AXUC ..... 3-2  
WGB24600UC ..... 3-1  
WMZ20600 ..... 3-4  
WMZPW2XW ..... 3-4  
WMZPW20W..... 3-4  
WQB245AXUC ..... 3-4  
WQB245B0UC ..... 3-3  
WTG86403UC..... 3-3  
WTZ2750XUC ..... 3-5  
WTZ2751XUC ..... 3-5  
WTZ11400UC ..... 3-5  
WTZ20410UC ..... 3-5  
WTZ27500UC ..... 3-5  
WTZ27510UC ..... 3-5  
WTZPA20UC ..... 3-5  
WTZPA30US ..... 3-5  
WTZPW2XD ..... 3-4  
WTZPW20D ..... 3-4  
WTZSB30UC..... 3-5

**Bosch Home Appliances**  
North America Corporate Office  
1.800.944.2904  
[www.bosch-home.com/us](http://www.bosch-home.com/us)

©2024 BSH Home Appliances Corporation. All rights reserved. Bosch is a registered trademark of Robert Bosch GmbH.

All information presented herein is based on data available at the time of printing and is subject to change without notice.

For immediate installation dimensions by fax, use your handset and call 1.775.833.3600. Use Code #8317 for a directory of Bosch products.

20-BSH-0914.2