

Invented for life



BOSCH

Price List

Consumer

Q1 2024



Price List

Consumer

Q1 2024

Refrigeration	1-1	Ovens	7-1
French Door Refrigerator	1-1	Built-In Ovens	7-1
Bottom Freezer	1-5	Warming Drawers	7-10
Built-In Bottom Freezer	1-7	Accessories	7-10
Built-In Single Door	1-8		
Accessories	1-9	Cooktops	8-1
		Induction	8-1
Dishwashers	2-1	Electric	8-4
Dishwashers	2-1	Gas	8-7
ADA-Height Dishwashers	2-12	Accessories	8-13
Accessories	2-14		
		Rangetops	9-1
Laundry	3-1	Rangetops	9-1
Washers	3-1		
Dryers	3-3	Ventilation	10-1
Accessories	3-5	Under-Cabinet Hoods/Accessories	10-1
		Island Hoods/Accessories	10-2
Coffee Machine	4-1	Chimney Wall Hoods	10-3
Built-In	4-1	Chimney Wall Hood Accessories	10-4
		Pull-Out Hood/Accessories	10-5
Ranges	5-1	Custom Inserts	10-6
Freestanding Ranges—Induction	5-1	Custom Insert Accessories	10-7
Freestanding Ranges—Gas	5-2	Downdraft/Accessories	10-8
Freestanding Ranges—Dual-Fuel	5-3		
Slide-in Ranges—Induction	5-4	Index	11-1
Slide-In Ranges—Electric	5-5	Index	11-1
Slide-In Ranges—Gas	5-6		
Slide-in Ranges—Dual-Fuel	5-7		
Accessories	5-8		
Microwaves	6-1		
Over-the-Range Microwaves	6-1		
Drawer Microwaves	6-3		
Speed Ovens	6-4		

FRENCH DOOR REFRIGERATOR

This price list supersedes all previous price lists. Prices listed herein do not include applicable state or local taxes.

Model Number	Description	MAP	MSRP
--------------	-------------	-----	------

All Bosch Freestanding French Door Refrigerators Include the Following Features:

- Home Connect® Features
- ENERGY STAR® Certified
- SuperCool/SuperFreeze®
- Built-In Look
- Stainless Steel Back Wall
- MultiAirFlow® Circulation System
- Adjustable Tempered Glass Shelving
- Full-Width Chiller Drawer
- Hidden Hinges
- LED Lighting
- Door Alarm
- Ice Maker
- Gallon Door Storage Bins
- SoftClose® Freezer/Drawer Closing

500 Series

36" Freestanding Standard-Depth French Door Refrigerator, External Water and Ice—Stainless Steel

- QuickIce Pro System™
Makes up to 12 lbs. of Ice per Day*
- 26.0 cu.ft.
- Standard Depth
- 70" Cutout Height
- Easy to Clean Stainless Steel
- Humidity Controlled Crisper Drawers
- Adjustable Garage Shelf
- Full-Width Chiller Drawer
- External Ice and Water Dispenser
- UltraClarityPro® Water Filter
- Freezer with Two-Tiered Shelving



B36FD50SNS

B36FD50SNB



B36FD50SNS	Stainless Steel, Bar Handle	2,999	3,299
B36FD50SNB	Black Stainless Steel, Bar Handle	3,249	3,599

*Based on single ice maker production rates during a 24-hour period, measured per IEC standards, when the ice bin was removed. Results may vary depending on operating conditions.

FRENCH DOOR REFRIGERATOR

This price list supersedes all previous price lists. Prices listed herein do not include applicable state or local taxes.			
Model Number	Description	MAP	MSRP

500 Series

36" Freestanding Counter-Depth French Door Refrigerator, External Water and Ice— Stainless Steel

- QuickIce Pro System™ Makes up to 12 lbs. of Ice per Day*
 - 21.6 cu.ft.
 - True Counter Depth
 - 70" Cutout Height
- Easy to Clean Stainless Steel
 - Humidity Controlled Crisper Drawers
 - External Ice and Water Dispenser
- UltraClarityPro® Water Filter
 - Freezer with Two-Tiered Shelving
 - Extra Ice Bin in Freezer



B36CD50SNS

B36CD50SNB



B36CD50SNS	Stainless Steel, Bar Handle	3,299	3,649
B36CD50SNB	Black Stainless Steel, Bar Handle	3,549	3,949

*Based on single ice maker production rates during a 24-hour period, measured per IEC standards, when the ice bin was removed. Results may vary depending on operating conditions.

FRENCH DOOR REFRIGERATOR

This price list supersedes all previous price lists. Prices listed herein do not include applicable state or local taxes.

Model Number	Description	MAP	MSRP
--------------	-------------	-----	------

800 Series

36" Freestanding Counter-Depth French Door Refrigerator—Stainless Steel

- Dual Compressor and Dual Evaporator
- 20.5 cu.ft.
- True Counter Depth
- 72" Cutout Height
- Easy to Clean Stainless Steel
- The All-New FarmFresh System® Keeps Food Fresher Longer*
- VitaFreshPro® drawer provides pre-programmed freshness settings to optimize temperature and humidity
- FlexBar® with shelving accessories
- Dual Activated Internal Water Dispenser
- Freezer with Three-Tiered Shelving
- Ice Scoop



B36CL80SNS

B36CL80ENS

B36CL80SNS	Stainless Steel, Bar Handle	3,699	4,099
B36CL80ENS	Stainless Steel, Recessed Handle	3,799	4,199



36" Freestanding Counter-Depth French Door Refrigerator Refreshment Center—Glass on Stainless Steel

- Glass Over Stainless Steel
- 20.5 cu.ft.
- True Counter Depth
- 72" Cutout Height
- Dual Compressor and Dual Evaporator
- Beverage Drawer Holds up to 17 Standard Wine Bottles or 35 Standard Beverage Cans
- Temperature-controlled middle drawer
- FlexBar® with Shelving Accessories
- Dual Activated Internal Water Dispenser
- Freezer with Three-Tiered Shelving
- Ice Scoop



B36CL81ENG

B36CL81ENW

B36CL81ENG	Glass on Stainless Steel, Integrated Handle	4,799	5,299
NEW B36CL81ENW	Glass on White, Integrated Handle	4,799	5,299



*As compared to a Bosch refrigerator without FarmFresh System®. Results may vary among different foods.

FRENCH DOOR REFRIGERATOR

This price list supersedes all previous price lists. Prices listed herein do not include applicable state or local taxes.

Model Number	Description	MAP	MSRP
--------------	-------------	-----	------

800 Series

36" Freestanding Counter-Depth French Door Refrigerator—Stainless Steel

- 20.8 cu.ft.
- True Counter Depth
- 72" Cutout Height
- Dual Compressor and Dual Evaporator
- Easy to Clean Stainless Steel
- The All-New FarmFresh System® Keeps Food Fresher Longer*
- Automatic VitaFreshPro®
- Dual Temperature and Humidity Controlled Crisper Drawers (individual)
- FlexBar® with shelving accessories
- Dual Activated Internal Water Dispenser
- Freezer with Three-Tiered Shelving
- Ice Scoop



B36CT80SNS

B36CT80SNB

B36CT81ENS



B36CT80SNS	Stainless Steel, Bar Handle	3,499	3,849
B36CT80SNB	Black Stainless Steel, Bar Handle	3,749	4,149
B36CT81ENS	Stainless Steel, Recessed Handle	3,599	3,999

*As compared to a Bosch refrigerator without FarmFresh System®. Results may vary among different foods.

BOTTOM FREEZER

This price list supersedes all previous price lists. Prices listed herein do not include applicable state or local taxes.

Model Number	Description	MAP	MSRP
--------------	-------------	-----	------

All Bosch Counter-Depth Two Door Bottom Freezer Refrigerators Include the Following Features:

- Counter Depth
- MultiAirFlow® Circulation System
- Reversible Door Swing
- ENERGY STAR® Certified

500 Series

24" Freestanding Counter-Depth Two Door Bottom Freezer Refrigerator—Stainless Steel Door

- 13 cu.ft.
- VitaFresh Plus™ Drawer with Humidity Adjustment
- LED Lighting Inside
- Adjustable Shelving and Door Bins for Flexible Storage
- 3 Freezer Drawers
- Ice Cube Tray
- Star-K Certified

B24CB50ESS

Stainless Steel

2,999 3,299

Note: For model with internal ice maker (B24CB80ES_), see page 1-6.



B24CB50ESS



800 Series

24" Built-In Two Door Bottom Freezer Refrigerator—Custom Panel

- 8.4 cu.ft.
- Home Connect® Features
- OptiFlex® Hinge
- VitaFreshPro®—Stable Temperature and Humidity Controlled Drawer
- Installs True Flush
- Dual Evaporators
- Recessed LED Theater Lighting
- Garage Shelving
- Full Width Shelving
- Spill-Proof Glass Shelves
- Full Extension Drawers
- Electronic Controls
- Removable Freezer Bins
- SuperCool/SuperFreeze®
- CoolPaks
- Economy/Vacation Mode
- Wine Rack
- Door Alarm

B09IB91NSP

Custom Panel

2,999 3,299



B09IB91NSP



This price list supersedes all previous price lists. Prices listed herein do not include applicable state or local taxes.

Model Number	Description	MAP	MSRP
--------------	-------------	-----	------

800 Series

24" Freestanding Counter-Depth Two Door Bottom Freezer Refrigerator with Ice maker and Internal Water Dispenser

- 13 cu.ft.
 - 80 7⁄16" Cutout Height
 - Home Connect™
 - Integrated Handles
 - Easy clean stainless steel and glass front exteriors
- VitaFresh Plus™ Drawer with Humidity Adjustment
 - LED Lighting Inside
 - Adjustable Shelving and Door Bins for Flexible Storage
 - 3 Freezer Drawers
- Internal Water Dispenser
 - Ice Maker with Pyramid Ice
 - UltraClarityPro® Filtered Ice and Water
 - Double Ice Bins
 - Star-K Certified



B24CB80ESS	Stainless Steel	3,299	3,649
B24CB80ESW	White Glass	3,099	3,449
B24CB80ESB	Black Glass	3,099	3,449

BUILT-IN BOTTOM FREEZER

This price list supersedes all previous price lists. Prices listed herein do not include applicable state or local taxes.

Model Number	Description	MAP	MSRP
All Bosch Benchmark Series Bottom Freezer and French Door Freezer Refrigerators Include the Following Features:			
• Home Connect® Capability	• MultiAirFlow® Circulation System	• Gallon Door Bins	
• ENERGY STAR® Certified	• Carbon Air Filter	• Internal Ice Maker	
• Installs True Flush or Framed	• SuperCool/SuperFreeze®	• Water Filter	
• Tall Door Built-In Refrigeration	• Full Width Shelving	• Sabbath/Economy/Vacation Mode	
• Sidewall LED Theater Lighting	• Full Extension Drawers	• Dual Compressor and Evaporator	
• TFT Controls	• Temperature Controlled Deli Drawer		
• OptiFlex® Hinge			

Benchmark Series

30" Built-In Two Door Bottom Freezer Refrigerator

- 16.0 cu.ft.



B30IB905SP



B30BB935SS

B30IB905SP

Custom Panel

7,999 8,799

B30BB935SS

Stainless Steel

8,999 9,899

Pre-Assembled Package includes: Flat Stainless Panels • Bosch Handles



36" Fully-Integrated French Door Bottom Freezer Refrigerator—Custom Panel

- 19.5 cu.ft.



B36IT905NP



B36BT935NS

B36IT905NP

Custom Panel

8,699 9,599

B36BT935NS

Stainless Steel

9,899 10,899



BUILT-IN SINGLE DOOR

This price list supersedes all previous price lists. Prices listed herein do not include applicable state or local taxes.

Model Number	Description	MAP	MSRP
All Bosch Benchmark Series Single Door Freezers and Refrigerators Include the Following Features: <ul style="list-style-type: none"> Home Connect® Capability ENERGY STAR® Certified Tall Door Built-In Style Installs True Flush or Framed All-LED sidewall and theater lighting OptiFlex® Hinge MultiAirFlow® Circulation System TFT Controls 			

Benchmark Series

18" Built-In Single Door Freezer—Custom Panel

- 8.6 cu.ft.
- Internal Ice Maker
- Water Filter
- Single Compressor

B18IF905SP

18" Freezer, Custom Panel Single Door

5,999 6,599



B18IF905SP



30" Built-In Single Door Refrigerator—Custom Panel

- 17.2 cu.ft.
- Full Width Shelving
- Full Extension Drawers
- Humidity control drawer
- Gallon Door Bins
- VitaFresh System

B30IR905SP

30" Refrigerator, Custom Panel Single Door

6,999 7,699










B30IR905SP



This price list supersedes all previous price lists. Prices listed herein do not include applicable state or local taxes.

Accessories for Refrigeration

Accessories for Refrigeration					Mainline					Benchmark					
	Model Number	Description	MAP	MSRP	B24CB80ES_	B36CD50SN_	B36CT__SN_	B36CL81ENG	B36CL80__NS	B18IF905SP	B30BB935SS	B30IB905SP	B30IR905SP	B36BT935NS	B36IT905NP
	BORPLFTR55	UltraClarityPro® Water Filter	46	59	•	•	•	•	•	•	•	•	•	•	•
	BORPLFTR30	Water Filter	40	49	• ¹										
	FPETHKT50	FreshProtect™ Ethylene Filter "Starter" Kit	19	29			•		•						
	FPETHRF50	FreshProtect™ Ethylene Filter "Refill" Kit	9	9			•		•						
	BFL18IF800	18" Stainless Steel Flat Panel Freezer Door	450	499						•					
	BFL30IR800	30" Stainless Steel Flat Panel Freezer Door	550	649									•		
	B36HNDL800	36" Handle for Single Door	100	109						•			•		
	HEATKITB82	Heater Kit	399	439						•	•	•	•	•	•

Please make sure to order HEATKITB82 when installation is less than 6" apart but not connected, or for nontraditional side-by-side combinations without freezer column. A HEATKITB82 is recommended for use with any installation in areas that are subject to extreme humidity.

¹ B20CS30SNS/02

This price list supersedes all previous price lists. Prices listed herein do not include applicable state or local taxes.

Model Number	Description	MAP	MSRP
Bosch 100 Series Dishwashers Include the Following Features:			
Quiet Operation		Racks	
<ul style="list-style-type: none"> • 50 dBA • Multiple Layers of Sound-Absorbing Insulation • EcoSilence™ Dual Brushless Motor System • Solid Molded Base to Absorb Noise while Minimizing Vibration 		<ul style="list-style-type: none"> • 14 Place Setting Capacity • Manual Adjusting Upper Rack • 2 Silverware Baskets 	
Design		Performance	
<ul style="list-style-type: none"> • All-new Recessed Handle Design • PCB/Touch Control • Flush Installation • Time Remaining Display • Self-Latching Door 		<ul style="list-style-type: none"> • Wash System: PrecisionWash® • Drying System: PureDry™ • Wi-Fi Home Connect® features <ul style="list-style-type: none"> • Smart Cycle Guidance • Delay Start, Remote Start, and Cycle Monitoring • Access Additional Cycles, Manuals, and Tips & Tricks • Cycles: <ul style="list-style-type: none"> • 5 on the Control Panel: Heavy, Auto, Normal, Speed60, Favorite • 3 Additional in Home Connect®: Delicate, Rinse/Rinse & Hold, Machine Care • Options: <ul style="list-style-type: none"> • 3 on the Control Panel: Sanitize, Extra Dry, Remote Start • 4 Additional in Home Connect®: Half Load, Eco, Silence on Demand, Speed on Demand 	
Quality			
<ul style="list-style-type: none"> • Anti-Finger Print Stainless Steel • Stainless Steel Tub with Polypropylene • 24/7 Overflow Protection • Easily Accessible 3-Stage Filtration System 			

100 Series

Efficiency

- 269 kWh/year

SHE3AEM5N	Recessed Handle, Stainless Steel	649	749
SHE3AEM2N	Recessed Handle, White	549	649
SHE3AEM6N	Recessed Handle, Black	549	649



SHE3AEM5N



SHE3AEM2N



SHE3AEM6N

**Efficiency**

- 240 kWh/year
- **ENERGY STAR® Certified**

NEW SHE3AEE5N	Recessed Handle, Stainless Steel	669	749
----------------------	---	------------	------------



SHE3AEE5N



This price list supersedes all previous price lists. Prices listed herein do not include applicable state or local taxes.

Model Number	Description	MAP	MSRP
All Bosch 100 Series Plus Dishwashers Include the Following Features:			
<div> <div> Quiet Operation <ul style="list-style-type: none"> • 48 dBA • Multiple Layers of Sound-Absorbing Insulation • EcoSilence™ Dual Brushless Motor System • Solid Molded Base to Absorb Noise while Minimizing Vibration </div> <div> Design <ul style="list-style-type: none"> • All-new Recessed Handle Design • Touch Controls • Flush Installation • Time Remaining Display • Self-Latching Door </div> <div> Quality <ul style="list-style-type: none"> • Anti-Finger Print Stainless Steel • Stainless Steel Tub with Polypropylene • 24/7 Overflow Protection • Easily Accessible 3-Stage Filtration System </div> <div> Racks <ul style="list-style-type: none"> • 14 Place Setting Capacity • 3 Step RackMatic® • 2 Silverware Baskets </div> <div> Efficiency <ul style="list-style-type: none"> • 269 kWh/year </div> <div> Performance <ul style="list-style-type: none"> • Wash System: PrecisionWash® • Drying System: PureDry™ • Wi-Fi Home Connect® features <ul style="list-style-type: none"> • Smart Cycle Guidance • Delay Start, Remote Start, and Cycle Monitoring • Access Additional Cycles, Manuals, and Tips & Tricks • Cycles: <ul style="list-style-type: none"> • 5 on the Control Panel: Heavy, Auto, Normal, Speed60, Favorite • 3 Additional in Home Connect®: Delicate, Rinse/Rinse & Hold, Machine Care • Options: <ul style="list-style-type: none"> • 3 on the Control Panel: Sanitize, Extra Dry, Remote Start • 4 Additional in Home Connect®: Half Load, Eco, Silence on Demand, Speed on Demand </div> </div>			

100 Series Plus

SHE4AEM5N	Recessed Handle, Stainless Steel
SHE4AEM2N	Recessed Handle, White
SHE4AEM6N	Recessed Handle, Black
SHV4AEB3N	Custom Panel

799	899
699	799
699	799
899	999



SHE4AEM5N



SHE4AEM2N



SHE4AEM6N



SHV4AEB3N



This price list supersedes all previous price lists. Prices listed herein do not include applicable state or local taxes.

Model Number	Description	MAP	MSRP
All Bosch 100 Series Premium Dishwashers Include the Following Features:			
Quiet Operation <ul style="list-style-type: none"> • 46 dBA • InfoLight® • Multiple Layers of Sound-Absorbing Insulation • EcoSilence™ Dual Brushless Motor System • Solid Molded Base to Absorb Noise while Minimizing Vibration 		Racks <ul style="list-style-type: none"> • 15 Place Setting Capacity • Standard 3rd Rack • 3 Step RackMatic® • 2 Lower Rack Flip Tines (Rear) • 1 Silverware Basket 	
Design <ul style="list-style-type: none"> • Touch Controls • Flush Installation • Time Remaining Display • Self-Latching Door 		Performance <ul style="list-style-type: none"> • Wash System: PrecisionWash® • Drying System: PureDry™ • Wi-Fi Home Connect® features <ul style="list-style-type: none"> • Smart Cycle Guidance • Delay Start, Remote Start, and Cycle Monitoring • Access Additional Cycles, Manuals, and Tips & Tricks • Cycles: <ul style="list-style-type: none"> • 5 on the Control Panel: Heavy, Auto, Normal, Speed60, Favorite • 3 Additional in Home Connect®: Delicate, Rinse/Rinse & Hold, Machine Care • Options: <ul style="list-style-type: none"> • 3 on the Control Panel: Sanitize, Extra Dry, Remote Start • 4 Additional in Home Connect®: Half Load, Eco, Silence on Demand, Speed on Demand 	
Quality <ul style="list-style-type: none"> • Anti-Finger Print Stainless Steel • Stainless Steel Tub with Polypropylene • 24/7 Overflow Protection • Easily Accessible 3-Stage Filtration System 			

100 Series Premium

SHX5AEM5N	Bar Handle, Stainless Steel
SHX5AEM2N	Bar Handle, White
SHX5AEM6N	Bar Handle, Black
SHX5AEM4N	Bar Handle, Black Stainless Steel

899 999


849 949

849 949


999 1,099



SHX5AEM5N



SHX5AEM2N



SHX5AEM6N



SHX5AEM4N



This price list supersedes all previous price lists. Prices listed herein do not include applicable state or local taxes.

Model Number	Description	MAP	MSRP
Bosch 300 Series Dishwashers Include the Following Features:			
<div> <div> Quiet Operation <ul style="list-style-type: none"> • 46 dBA • Multiple Layers of Sound-Absorbing Insulation • EcoSilence™ Dual Brushless Motor System • Solid Molded Base to Absorb Noise while Minimizing Vibration </div> <div> Racks <ul style="list-style-type: none"> • 15 Place Setting Capacity • Standard 3rd Rack • 3 Step RackMatic® </div> <div> Performance <ul style="list-style-type: none"> • <i>Wash System:</i> PrecisionWash® • <i>Drying System:</i> PureDry™ • <i>Up to Six Wash Cycles:</i> Heavy, Auto, Normal, Speed60 • Up to Six Options: Sanitize, Delay • Home Connect® Allows You to Remotely Monitor and Control with Wi-Fi Connectivity </div> </div>			
<div> Design <ul style="list-style-type: none"> • Flush Installation • Time Remaining Display • Self-Latching Door </div>			
Quality <ul style="list-style-type: none"> • Easily Accessible 3-Stage Filtration System 			

300 Series

Design <ul style="list-style-type: none"> • Backlit Button Controls 	Racks <ul style="list-style-type: none"> • 2 Flip Tines Upper Rack • 2 Flip Tines Lower Rack 	Performance <ul style="list-style-type: none"> • <i>Six Wash Cycles:</i> Rinse/ Rinse & Hold, Favorite • <i>Six Options:</i> Delay Start (24h), Delicate, Sanitize, Extra Dry, Remote Start, Machine Care
Quality <ul style="list-style-type: none"> • Made in Germany • Full Stainless Steel EuroTub • Water Softener • AquaStop® Plus Leak Protection 	Efficiency <ul style="list-style-type: none"> • 1 Silverware Basket • 269 kWh/yr 	



SHE53B75UC









SHE53B75UC

Recessed Handle, Stainless Steel

999 1,099



This price list supersedes all previous price lists. Prices listed herein do not include applicable state or local taxes.

Model Number	Description	MAP	MSRP
300 Series			
<div> <div> Quiet Operation <ul style="list-style-type: none"> • InfoLight® </div> <div> Design <ul style="list-style-type: none"> • All-new Recessed Handle Design • Touch Controls • AntiFinger Print Stainless Steel • Self-Latching Door </div> <div> Quality <ul style="list-style-type: none"> • Deeper Stainless Steel Tub • 24/7 AquaStop® Leak Protection System • Easily Accessible 3-Stage Filtration System </div> <div> Racks <ul style="list-style-type: none"> • 16 Place Setting Capacity • EasyGlide™ on All 3 Rack Levels • FlexSpace™ Tines • 1 Flip Tine Upper Rack • Flip Tines Lower Rack <ul style="list-style-type: none"> • 1 Fixed (Rear) • 1 Single (Left) • 1 Fixed (Right) • 1 Silverware Basket </div> <div> Efficiency <ul style="list-style-type: none"> • 269 kWh/yr </div> <div> Performance <ul style="list-style-type: none"> • Wi-Fi Home Connect® features <ul style="list-style-type: none"> • Smart Cycle Guidance • Delay Start, Remote Start, and Cycle Monitoring • Access Additional Cycles, Manuals, and Tips & Tricks • Cycles: <ul style="list-style-type: none"> • 5 on the Control Panel: Favorite • 3 Additional in Home Connect®: Delicate, Rinse, Machine Care • Options: <ul style="list-style-type: none"> • 3 on the Control Panel: ExtraDry • 2 Additional in Home Connect®: Half Load, Eco </div> <div>  <p>SHE53C85N</p>  <p>SHE53C82N</p>  <p>SHE53C86N</p>  <p>SHX53CM5N</p>  <p>SHV53CM3N</p>  </div> </div>			
SHE53C85N¹	Recessed Handle, Stainless Steel	999	1,099
SHE53C82N¹	Recessed Handle, White	949	1,049
SHE53C86N¹	Recessed Handle, Black	949	1,049
SHX53CM5N	Bar Handle, Stainless Steel	1,099	1,249
SHV53CM3N	Custom Panel	1,099	1,249

¹ No Infolight®

This price list supersedes all previous price lists. Prices listed herein do not include applicable state or local taxes.

Model Number	Description	MAP	MSRP
--------------	-------------	-----	------

300 Series

Quiet Operation

- InfoLight®

Design

- All-new Recessed Handle Design
- Touch Controls
- AntiFinger Print Stainless Steel
- Self-Latching Door

Quality

- Deeper Stainless Steel Tub
- 24/7 AquaStop® Leak Protection System
- Easily Accessible 3-Stage Filtration System

Racks

- 16 Place Setting Capacity
- EasyGlide™ on All 3 Rack Levels
- FlexSpace™ Tines
- 1 Flip Tine Upper Rack
- Flip Tines Lower Rack
 - 1 Fixed (Rear)
 - 1 Single (Left)
 - 1 Fixed (Right)
- 1 Silverware Basket

Efficiency

- **240 kWh/year**
- **ENERGY STAR® Certified**

Performance

- Wi-Fi Home Connect® features
 - Smart Cycle Guidance
 - Delay Start, Remote Start, and Cycle Monitoring
 - Access Additional Cycles, Manuals, and Tips & Tricks
- Cycles:
 - 5 on the Control Panel: Favorite
 - 3 Additional in Home Connect®: Delicate, Rinse, Machine Care
- Options:
 - 3 on the Control Panel: ExtraDry
 - 2 Additional in Home Connect®: Half Load, Eco



SHE53CE5N

**NEW SHE53CE5N**

Recessed Handle, Stainless Steel

1,019 1,149**Quiet Operation**

- InfoLight®

Design

- Touch Controls
- AntiFinger Print Stainless Steel

Quality

- Deeper Stainless Steel Tub
- 24/7 AquaStop® Leak Protection System
- Easily Accessible 3-Stage Filtration System

Racks

- 16 Place Setting Capacity
- EasyGlide™ on All 3 Rack Levels
- FlexSpace™ Tines
- 1 Flip Tine Upper Rack
- Flip Tines Lower Rack
 - 1 Fixed (Rear)
 - 1 Single (Left)
 - 1 Fixed (Right)
- 1 Silverware Basket

Efficiency

- 269 kWh/yr

Performance

- Wi-Fi Home Connect® features
 - Smart Cycle Guidance
 - Delay Start, Remote Start, and Cycle Monitoring
 - Access Additional Cycles, Manuals, and Tips & Tricks
- Cycles:
 - 5 on the Control Panel: Favorite
 - 3 Additional in Home Connect®: **Express**, Rinse, Machine Care
- Options:
 - 3 on the Control Panel: ExtraDry
 - 4 Additional Options in Home Connect®: Half Load, **SpeedPerfect**, **Extra Scrub**, Eco



SHS53CD5N



SHS53CD2N

**SHS53CD5N**

Scoop Handle, Stainless Steel

1,049 1,199**SHS53CD2N**

Scoop Handle, White

999 1,099

This price list supersedes all previous price lists. Prices listed herein do not include applicable state or local taxes.

Model Number	Description	MAP	MSRP
--------------	-------------	-----	------

All Bosch 500 Series Dishwashers Include the Following Features:

Featuring AutoAir™—which opens the door to let fresh air circulate for 40% drier dishes.*

Quiet Operation

- **44 dBA**
- InfoLight®
- Multiple Layers of Sound-Absorbing Insulation
- EcoSilence™ Dual Brushless Motor System
- Solid Molded Base to Absorb Noise while Minimizing Vibration

Design

- **Pocket Handle Design**
- Touch Controls
- Flush Installation
- Time Remaining Indicator
- Self-Latching Door
- AntiFinger Print Stainless Steel

Quality

- Deeper Stainless Steel Tub
- 24/7 AquaStop® Leak Protection System
- Easily Accessible 3-Stage Filtration System

Racks

- 16 Place Setting Capacity
- **Flexible 3rd Rack**
- 3 Step RackMatic®
- EasyGlide™ on all 3 Rack Levels
- FlexSpace™ Tines
- **2 Flip Tines Upper Rack**
- Flip Tines Lower Rack
 - 1 Fixed (Rear)
 - 1 Single (Left)
 - 1 Fixed (Right)
- 1 Silverware Basket

Efficiency

- 240 kWh/yr
- ENERGY STAR® Certified

Performance

- **Wash System:** PrecisionWash®
- **Drying System:** AutoAir™
- Wi-Fi Home Connect® features
 - Smart Cycle Guidance
 - Delay Start, Remote Start, and Cycle Monitoring
 - Access Additional Cycles, Manuals, and Tips & Tricks
- **Cycles:**
 - **5 on the Control Panel:** Heavy, Auto, Normal, Speed60, Favorite
 - **3 Additional in Home Connect®:** (**Delicate**, Rinse, Machine Care)
- **Options:**
 - **3 on the Control Panel:** **Sanitize**, **Remote Start**, **AutoAir™**
 - **2 Additional in Home Connect®:** Half Load, Eco

*Based on average drying performance of Bosch Dishwashers with AutoAir™ after seven hours as compared to Bosch Dishwashers with PureDry™.

500 Series

SHP65CM5N Pocket Handle, Stainless Steel

1,099 1,249



SHP65CM5N

SHP65CM2N Pocket Handle, White

1,099 1,249



SHP65CM2N

SHP65CM6N Pocket Handle, Black

1,099 1,249



SHP65CM6N

SHX65CM5N Bar Handle, Stainless Steel

1,149 1,299



SHX65CM5N



This price list supersedes all previous price lists. Prices listed herein do not include applicable state or local taxes.

Model Number	Description	MAP	MSRP
--------------	-------------	-----	------

Bosch 800 Series Dishwashers Include the Following Features:

Featuring CrystalDry™—a patented drying technology that transforms moisture into heat to get dishes, including plastics, 60% drier.*

Quiet Operation

- **42 dBA**
- InfoLight®
- Multiple Layers of Sound-Absorbing Insulation
- EcoSilence™ Dual Brushless Motor System
- Solid Molded Base to Absorb Noise while Minimizing Vibration

Design

- Flush Installation
- Touch Controls
- Time Remaining Display
- Self-Latching Door

Quality

- Easily Accessible 3-Stage Filtration System

Racks

- **Flexible 3rd Rack**
- 3 Step RackMatic®
- **2 Flip Tines Upper Rack**
- 1 Silverware Basket

Performance

- **Wash System:** PrecisionWash®
- **Drying System:** PureDry™ **CrystalDry™**
- **Up to Seven Wash Cycles:** Heavy, Auto, Normal
- **Up to Seven Options:** Sanitize, Remote Start, **CrystalDry™**
- Home Connect® Allows You to Remotely Monitor and Control with Wi-Fi Connectivity

*Based on aggregate average drying performance of Bosch Dishwashers with CrystalDry™ on combined household load including plastics, glass, steel, and porcelain as compared to Bosch Dishwashers with PureDry™. Drying performance may vary by dish type.

800 Series

Quality

- Made in Germany
- Stainless Steel EuroTub
- Water Softener
- AquaStop® Plus Leak Protection System

Racks

- 15 Place Setting Capacity
- 2 Flip Tines Lower Rack

Efficiency

- 269 kWh/yr

Performance

- **Additional Wash Cycles:** Express, Delicate, Favorite
- **Additional Options:** Delay Start (24h), Half Load, Machine Care



SHX78B75UC



SHV78B73UC

SHX78B75UC

Bar Handle, Stainless Steel

1,349 1,499







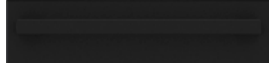




SHV78B73UC

Custom Panel

1,349 1,499



This price list supersedes all previous price lists. Prices listed herein do not include applicable state or local taxes.


Model Number	Description	MAP	MSRP
800 Series			
Featuring the New PowerControl™ Wash System plus CrystalDry™ —the industry's most advanced clean meets the ultimate dry.			
Design <ul style="list-style-type: none"> • AntiFinger Print Stainless Steel Quality <ul style="list-style-type: none"> • Deeper Stainless Steel Tub • 24/7 AquaStop® Leak Protection System • Easily Accessible 3-Stage Filtration System 	Racks <ul style="list-style-type: none"> • 16 Place Setting Capacity • EasyGlide™ on All 3 Rack Levels • FlexSpace™ Tines • Flip Tines Lower Rack <ul style="list-style-type: none"> • 1 Fixed (Rear) • 1 Single (Left) • 1 Fixed (Right) Efficiency <ul style="list-style-type: none"> • 240 KWh/yr • ENERGY STAR® Certified 	Performance <ul style="list-style-type: none"> • Wash System: PowerControl™ with PrecisionWash® • Drying System: CrystalDry™ • Wi-Fi Home Connect® features <ul style="list-style-type: none"> • Smart Cycle Guidance • Delay Start, Remote Start, and Cycle Monitoring • Access Additional Cycles, Manuals, and Tips & Tricks • Cycles: <ul style="list-style-type: none"> • 5 on the Control Panel: Speed60, Favorite • 3 Additional in Home Connect®: Delicate, Rinse, Machine Care • Options: <ul style="list-style-type: none"> • 2 Additional on the Control Panel: Controlled Spray Arm • 2 Additional in Home Connect®: Half Load, Eco 	 SHP78CM5N  SHP78CM2N  SHP78CM6N  SHP78CM4N  SHX78CM5N  SHX78CM2N  SHX78CM6N  SHX78CM4N  SHV78CM3N  
SHP78CM5N ¹	Pocket Handle, Stainless Steel	1,299	1,449
SHP78CM2N ¹	Pocket Handle, White	1,299	1,449
SHP78CM6N ¹	Pocket Handle, Black	1,299	1,449
SHP78CM4N ¹	Pocket Handle, Black Stainless Steel	1,349	1,499
SHX78CM5N	Bar Handle, Stainless Steel	1,349	1,499
SHX78CM2N	Bar Handle, White	1,349	1,499
SHX78CM6N	Bar Handle, Black	1,349	1,499
SHX78CM4N	Bar Handle, Black Stainless Steel	1,399	1,549
SHV78CM3N	Custom Panel	1,349	1,499

¹ No InfoLight®



This price list supersedes all previous price lists. Prices listed herein do not include applicable state or local taxes.

Model Number	Description	MAP	MSRP
Bosch Benchmark Series Dishwashers Include the Following Features:			
<div> <div> Quiet Operation <ul style="list-style-type: none"> • 38 dBA • Multiple Layers of Sound-Absorbing Insulation • EcoSilence™ Dual Brushless Motor System • Solid Molded Base to Absorb Noise while Minimizing Vibration </div> <div> Design: <ul style="list-style-type: none"> • Flush Installation • Touch Controls • Touch Screen Display • Time Remaining Display • Self Latching Door </div> <div> Quality: <ul style="list-style-type: none"> • Easily Accessible 3-Stage Filtration System • Water Softener • Corrugated Shaped Filter </div> <div> Racks <ul style="list-style-type: none"> • Flexible 3rd Rack • 3 Step RackMatic® • 1 Silverware Basket </div> <div> Performance <ul style="list-style-type: none"> • Up to Seven Cycles: Heavy, Auto, Normal, Speed60 • Up to Seven Options: Sanitize </div> </div>			





Benchmark® Series			
<div> <div> Quiet Operation <ul style="list-style-type: none"> • InfoLight® </div> <div> Quality: <ul style="list-style-type: none"> • Stainless Steel EuroTub • 24/7 AquaStop® Plus Leak Protection System • Vase Holder and Small Item Clips • Interior Light • Made in Germany </div> <div> Racks <ul style="list-style-type: none"> • 15 Place Setting Capacity • 6 Flip Tines Upper Rack • 8 Flip Tines Lower Rack </div> <div> Efficiency <ul style="list-style-type: none"> • 269 kWh/yr </div> <div> Performance <ul style="list-style-type: none"> • Wash System: PrecisionWash® • Drying System: PureDry™ • Additional Cycles: Express, Rinse & Hold, Glass • Additional Options: Delay Start (24h), Half Load, Delicate, ExtraDry, SpeedPerfect, ExtraScrub </div> </div>			
			
SHE89PW75N¹	Recessed Handle TFT Display, Stainless Steel	2,299	2,549
SHX89PW75N	Bar Handle TFT Display, Stainless Steel	2,299	2,549
SHV89PW73N²	Fully Integrated TFT Display Requires Custom Panel	2,299	2,549

¹ No InfoLight®

² 39 dBA



This price list supersedes all previous price lists. Prices listed herein do not include applicable state or local taxes.

Model Number	Description	MAP	MSRP
<p>Featuring the New PowerControl™ Wash System plus CrystalDry™—the industry's most advanced clean meets the ultimate dry.</p> <div> <div> <p>Quiet Operation</p> <ul style="list-style-type: none"> • TimeLight® <p>Design</p> <ul style="list-style-type: none"> • AntiFinger Print Stainless Steel <p>Quality:</p> <ul style="list-style-type: none"> • Deeper Stainless Steel Tub • 24/7 AquaStop® Leak Protection System </div> <div> <p>Racks</p> <ul style="list-style-type: none"> • 16 Place Setting Capacity • EasyGlide™ Plus on All 3 Rack Levels • 2 Flip Tines Upper Rack • FlexSpace™ Plus • Flip Tines Lower Rack <ul style="list-style-type: none"> • 1 Double (Rear) • 1 Single (Left) • 1 Wide (Right) <p>Efficiency</p> <ul style="list-style-type: none"> • 240 kWh/yr • ENERGY STAR® Certified </div> <div> <p>Performance</p> <ul style="list-style-type: none"> • Wash System: PowerControl™ with PrecisionWash® • Drying System: CrystalDry™ • Wi-Fi Home Connect® features <ul style="list-style-type: none"> • Smart Cycle Guidance • Delay Start, Remote Start, and Cycle Monitoring • Access Additional Cycles, Manuals, and Tips & Tricks • Cycles: <ul style="list-style-type: none"> • 5 on the Control Panel: Favorite • 3 Additional in Home Connect®: Express, Rinse, Glass, Machine Care • Options: <ul style="list-style-type: none"> • 4 on the Control Panel: Remote Start, CrystalDry™, Controlled Spray Arm, PowerControl™ • 4 Additional in Home Connect®: Half Load, SpeedPerfect, ExtraScrub, Eco </div> <div> <p>Benchmark® Series</p>  <p>SHP9PCM5N</p>  <p>SHX9PCM5N</p>  <p>SHV9PCM3N</p>  </div> </div>			
SHP9PCM5N ¹	Pocket Handle, Stainless Steel	1,799	1,999
SHX9PCM5N ²	Bar Handle, Stainless Steel	1,799	1,999
SHV9PCM3N ²	Custom Panel	1,799	1,999

¹ No TimeLight®

² 39 dBA



ADA-HEIGHT DISHWASHERS

This price list supersedes all previous price lists. Prices listed herein do not include applicable state or local taxes.

Model Number	Description	MAP	MSRP
Bosch ADA-Height Dishwashers Include the Following Features:			
<div> <div> Design <ul style="list-style-type: none"> Time Remaining Display ADA Compliant Height (32" Tall) </div> <div> Racks <ul style="list-style-type: none"> RackMatic® Flexible Silverware Basket </div> <div> Quality <ul style="list-style-type: none"> Full Stainless Steel Tub 24/7 AquaStop® Plus Easily Accessible 3-Stage Filtration System </div> <div> Efficiency <ul style="list-style-type: none"> ENERGY STAR® Certified </div> <div> Performance <ul style="list-style-type: none"> Up to Seven Wash Cycles: Heavy, Auto, Normal, Favorite, Rinse & Hold Six Options: Delicate, Extra Dry, Sanitize, 24H Delay Start, Machine Care, Remote Start Home Connect® Allows You to Remotely Monitor and Control with Wi-Fi Connectivity </div> </div>			

300 Series EuroTub/ADA-Height 18" and 24"

Quiet Operation

- 46 dBA

Racks

- 10 Place Setting Capacity (18" Width)
- Standard 3rd Rack

Quality

- Made in Poland

Efficiency

- 269 kWh/yr



SPE53B52UC



SPE53B56UC



SPE53B52UC

18" Recessed Handle, White

999 1,099

SPE53B56UC

18" Recessed Handle, Black

999 1,099

All Discontinue January

Quiet Operation

- 46 dBA

Racks

- 10 Place Setting Capacity (18" Width)
- Standard 3rd Rack

Quality

- Made in Poland

Efficiency

- 240 kWh/yr



SPE53C52UC



SPE53C55UC



SPE53C56UC



NEW SPE53C52UC

18" Recessed Handle, White

999 1,099

NEW SPE53C55UC

18" Recessed Handle, Stainless Steel

999 1,099

NEW SPE53C56UC

18" Recessed Handle, Black






999 1,099

All Launch February










ADA-HEIGHT DISHWASHERS

This price list supersedes all previous price lists. Prices listed herein do not include applicable state or local taxes.

Model Number	Description	MAP	MSRP	
300 Series EuroTub/ADA-Height 18" and 24"				
Quiet Operation <ul style="list-style-type: none"> • 46 dBA 		Racks <ul style="list-style-type: none"> • 14 Place Setting Capacity Quality <ul style="list-style-type: none"> • Made in Germany • Water Softener Efficiency <ul style="list-style-type: none"> • 240 kWh/yr 		 SGE53C55UC
				 SGE53C52UC
NEW SGE53C55UC	24" Recessed Handle, Stainless Steel	999	1,099	 SGE53C56UC  
NEW SGE53C52UC	24" Recessed Handle, White	999	1,099	
NEW SGE53C56UC	24" Recessed Handle, Black	999	1,099	

800 Series EuroTub/ADA-Height 18" and 24"












Quiet Operation <ul style="list-style-type: none"> • 44 dBA • InfoLight® 		Racks <ul style="list-style-type: none"> • Place Setting Capacity 10 • Standard 3rd Rack Quality <ul style="list-style-type: none"> • Made in Poland • Vase Holder and Small Item Clips Efficiency <ul style="list-style-type: none"> • 269 kWh/yr 		Performance <ul style="list-style-type: none"> • Additional Wash Cycles: Delicate, Express  SPX68B55UC  
SPX68B55UC	18" Bar Handle, Stainless Steel	1,199	1,349	
Discontinued. Please Call for Availability.				

Quiet Operation <ul style="list-style-type: none"> • 42 dBA • InfoLight® 		Racks <ul style="list-style-type: none"> • Place Setting Capacity 15 Quality <ul style="list-style-type: none"> • Made in Germany • Water Softener • Vase Holder and Small Item Clips Efficiency <ul style="list-style-type: none"> • 240 kWh/yr 		Performance <ul style="list-style-type: none"> • Drying System: CrystalDry™  SGE78C55UC  SGX78C55UC  SGV78C53UC
NEW SGE78C55UC ¹	24" Recessed Handle, Stainless Steel	1,299	1,449	 
NEW SGX78C55UC	24" Bar Handle, Stainless Steel	1,349	1,499	
NEW SGV78C53UC	24" Fully Integrated – Requires Custom Panel	1,349	1,499	

¹ No InfoLight®



This price list supersedes all previous price lists. Prices listed herein do not include applicable state or local taxes.

Model Number	Description	MAP	MSRP	100 Series	100 Series Plus	100 Series Premium	300 Series	500 Series	800 Series	800 Premium Series	Benchmark	SPV68B53UC
Accessories for Dishwashers												
	SGZ1010UC Dishwasher Drain Hose Extension 76¼"	18	19	•	•	•	•	•	•	•	•	
	SGZ9091UC Dishwasher Softener Salt (4.4 lbs) – Models with Water Softener Only	16	19								•	
	SGZ1052UC Dishwasher Accessory Kit with Extra Tall Item Sprinkler, Vase/Bottle Holder, 3 Plastic Item Clips and Small Item Basket	19	29	•	•							
	SMZ1008UC Bosch Dishwasher Bar Handle, Stainless Steel, July 2023 Style	59	69	•	•	•	•	•	•		•	
	SMZ4026 MyWay™ Rack Silverware Insert Accessory	20	29						• ¹			
	SMZ4000UC Flexible Silverware Basket	25	29	•	•	•	•	•	•	•	•	
	SMZ5000 Dishwasher Accessory Kit with Extra Tall Item Sprinkler, Vase/Bottle Holder, 3 Plastic Item Clips and Small Item Basket	19	29	•	•	•	•	•	•	•	•	
	SMZ5002UC Anti-Tarnish Silverware Cassette with Clips	25	29	•	•	•	•	•	•	•	•	
	SMZ5003 18" Dishwasher Accessory Hinge for 4" Toekick Height Installation	150	169									•
	SMZ5400 MyWay™ Rack Large Silverware Insert Accessory	30	39						• ¹			
	SMZCD200UC Flexible 3rd Rack	49	59	• ²	•	•	•	•	•	•	•	

¹ SH_M88Z7_N models only

² Alternative for SHXM4AY5_N only



Bosch Consumer Price List – Q1 2024
Job # 20-BSH-0914.3 11/17/2023



This price list supersedes all previous price lists. Prices listed herein do not include applicable state or local taxes.

Model Number	Description	MAP	MSRP
All Bosch Washers Include the Following Features:			
<ul style="list-style-type: none"> SpeedPerfect™ Provides up to 40% Faster Washing EcoSilence™ BLDC Motor for Quieter Operation ActiveClean® System Wave Profiled Stainless Steel Drum Anti-Vibration Circular Side Walls Spin Speed up to 1400 RPM 	<ul style="list-style-type: none"> ENERGY STAR® Certified Improved Energy Efficiency and Performance Energy Consumption 84 kWh/year Exceeds the February 2018 ENERGY STAR® Water Consumption Standards Child Lock 	<ul style="list-style-type: none"> Signal Internal Water Heater Installation: Stackable, Side-by-Side, Under Counter or Pedestal Option 208–240 V Plug type 240V; NEMA 6-15 (3 prong) 	

300 Series

24" Compact Washer

Design

- White Exterior with White Dial and White Door Ring
- Touch Control Display
- Large 2.2 cu.ft. Capacity, Wash up to 15.4 lbs or 16 Bath Towels
- Clear See-Through Window
- Matching Dryer WTW86403UC

Silence Level

- Washing/Spinning 54/73 dBA

15 Individually-Tailored Washing Programs

- Cotton Normal, Cotton Light Soil, Permanent Press, Permanent Press Heavy Soil, Permanent Press Light Soil, Jeans, Quick Wash 30 min., Heavy Duty, Delicates, Hand wash/Wool, Allergen,

Towels, Drum Clean, Drain, Rinse/Spin

6 Options

- SpeedPerfect™, Temperature, Finish In, Extra Rinse, Prewash, Spin Speed, Start/Pause
- Plugs into Wall Receptacle or Dryer Adapter (provided with each dryer)
- Hose Length: 48"



WGA12400UC



WGA12400UC

24" White Cabinet with White Dial and White Door Ring

1,249 1,399

500 Series

24" Compact Washer

Home Connect® Features

- App Allows You to Operate Washer From Anywhere In the Home
- Easy Start Option for Your Wash Cycle
- Energy Management Information

Design

- White Exterior with Silver/White Dial and Silver Door Ring
- Touch Control Display
- Large 2.2 cu.ft. Capacity, Wash up to 17.6 lbs or 18 Bath Towels

- Clear Glass Window with Bosch Magneto
- Matching Dryer WTW87NH1UC

Quality

- ENERGY STAR® Most Efficient Certified
- AquaShield® Hose Leak Protection System

- Silence Level:** Washing/Spinning 50/71 dBA

14 Individually-Tailored Washing Programs

- Cotton, Mix, Permanent Press, Whitest Whites, Sanitize, Outdoor/Sport, Jeans, Quick 30, Bulky/

Large Items, Delicates, HandWash/Wool, Drum Clean, Spin/Drain, Rinse

10 Options

- SpeedPerfect™, Temperature, Finish In, Prewash, Spin Speed, Start/Pause, EcoPerfect™, Rinse Plus, Remote Start, Stains (Stains Program Treats Blood, Food Based, Red Wine and Grass Based Stains)
- Plugs into Wall Receptacle or Dryer Adapter (provided with each dryer)
- Hose Length: 59"



WAW285H1UC



WAW285H1UC



24" White Cabinet with Silver/White Dial and Silver Door Ring

1,449 1,599

Discontinues April



This price list supersedes all previous price lists. Prices listed herein do not include applicable state or local taxes.

Model Number	Description	MAP	MSRP
500 Series			
24" Compact Washer			
Home Connect® Features			
<ul style="list-style-type: none"> • App Allows You to Operate Washer From Anywhere In the Home • Remote Diagnostics, Monitoring, and Control • Energy Management Information 			
Design			
<ul style="list-style-type: none"> • White Exterior with Silver Door Ring • Updated Touch Control Display • New, Larger 2.5 cu. ft. Capacity 			
<ul style="list-style-type: none"> • Tinted Glass Window with Bosch Magneto • Matching Dryer WQB245B0UC 			
Quality			
<ul style="list-style-type: none"> • AquaShield® Hose Leak Protection System 			
Silence Level			
<ul style="list-style-type: none"> • Washing/Spinning 51/71 dBA 			
13 Individually-Tailored Washing Programs			
<ul style="list-style-type: none"> • Cotton, SuperQuick, Delicates, Bedding, Rinse, Towels, Whites, Mix, Jeans, Sanitize, Hand Wash/Wool, Spin/Drain, Drum Clean 			
10 Options			
<ul style="list-style-type: none"> • SpeedPerfect™, Temperature, Finish In, Prewash, Spin Speed, Start/Pause, Rinse Plus, Remote Start, Mini Load, Stains (Stains Program Treats Blood, Oils - food based, Red Wine, Grass, Sweat, Cosmetics based stains) • Plugs into Wall Receptacle or Dryer Adapter (provided with each dryer) • Hose Length: 59" 			
 <p>WGB24600UC</p> 			
NEW WGB24600UC	24" White Cabinet with Silver Door Ring	1,499	1,649
Launches April			

24" Compact Washer**Home Connect® Features**

- App Allows You to Operate Washer from Anywhere in the Home
- Easy Start Option for Your Wash Cycle
- Energy Management Information

Design

- White Exterior with Chrome Illuminated Selection Dial and Chrome Door Ring
- Premium Large Touch Control Display
- Large 2.2 cu.ft. Capacity, Wash up to 17.6 lbs or 18 Bath Towels
- Interior LED Drum Light

- Clear Glass Window with Bosch Magneto
- Matching Dryer WTG865H4UC

Quality

- AquaStop® Plus Leak Protection System in the Hoses and the Base

Silence Level

- Washing/Spinning 50/71 dBA

14 Individually-Tailored Washing Programs

- Cotton, Permanent Press, Permanent Press Heavy Soil, Whitest Whites, Sanitize, Super Quick 15 min., Quick Wash 30 min., Bulky/Large Items,

Delicates, Hand Wash/Wool, Towels, Drum Clean, Spin/Drain, Rinse

10 Additional Options

- SpeedPerfect™, Temperature, Finish In, Prewash, Spin Speed, Start/Pause, EcoPerfect™, Rinse Plus, Remote Start, Stains (Stains Program Treats Blood, Food Based, Red Wine and Grass Based Stains)
- Plugs into Wall Receptacle or Dryer Adapter (provided with each dryer)
- Hose Length: 59"



WAW285H2UC

**WAW285H2UC****24" White Cabinet with Chrome Illuminated Selection Dial and Chrome Door Ring****1,649 1,849**

This price list supersedes all previous price lists. Prices listed herein do not include applicable state or local taxes.

Model Number	Description	MAP	MSRP
--------------	-------------	-----	------

All Bosch Dryers Include the Following Features:

- Large 4.0 cu.ft. Capacity
 - Anti-Vibration Circular Side Walls
 - Sensitive Drying System
 - Start/Pause to Add an Item
 - Child Lock
 - Extra-Fine Lint Filter
 - ActiveDry® System
- Installation**
- Stackable, Side-by-Side, Under Counter or Pedestal Option
 - No Ducting Required
 - Drain Pump and Hose Included
- Power Cord Included with Plug Type: 240V; NEMA 6-15 (3 Prong). Dryer Is Also Supplied with a Power Adapter to Fit a Standard 4-Prong 30A Dryer Receptacle (NEMA 14-30R) and Powers Both Bosch Washer and Dryer

300 Series

24" Compact Condensation Dryer

Design

- White Exterior with White Dial and White Door Ring Touch Control Display
- Stainless Steel Drum
- Dry up to 15.4 lbs or 16 Bath Towels
- Clear See-Through Window
- Matching Washer WGA12400UC

Quality

- ENERGY STAR® Certified
- Energy Consumption 315 kWh/year

Silence Level

- 67 dBA

15 Individually-Tailored

Drying Programs

- Cotton Extra Dry, Cotton Dry (Regular), Permanent Press Extra Dry, Permanent Press Dry,

Permanent Press Damp, Jeans, Quick Dry Auto, Air Fluff/No Heat, Time Dry Variable, Quick 40, Delicates, Heavy Duty, Sanitize, Hand Wash/Wool, Towels

6 Options

- Dry Level, Time Dry, Finish In, Wrinkle Block, Low Heat, Signal



WTG86403UC



WTG86403UC

**24" Ventless Condensation Drying System
White with White Dial and White Door Ring**

1,149 1,299

500 Series

24" Compact Heat Pump Dryer with Self-Cleaning Condenser

Home Connect® Features

- App Allows You to Operate Dryer from Anywhere in the Home
- Easy Start Option for Your Dry Cycle

Design

- White Exterior with Silver/White Dial and Silver Door Ring
- Touch Control Display
- Reversible Door (No Additional Parts Required)
- Stainless Steel Structured Drum

- Dry up to 17.6 lbs or 18 Bath Towels
- Clear Glass Window with Bosch Magneto
- Matching Washer WAW285H1UC

Quality

- ENERGY STAR® Most Efficient
- Energy Consumption 123 kWh/year
- Maintenance-Free Self-Cleaning Condenser
- Dual-layer Lint Filtration System

Silence Level

- 64 dBA

14 Individually-Tailored

Drying Programs

- Cotton, Permanent Press, Mix, Jeans, Quick Dry Auto, Air Fluff, Time Dry, Quick 40, Anti Shrink, Outdoor/Sport, Delicates, Sanitize, HandWash/Wool, Bulky/Large Items

9 Options

- Dryness Level, Time Dry, Finish in, Wrinkle Block, Low Heat, Remote Start, Start/Pause, Level Adjust, End Signal



WTW87NH1UC



Most Efficient
2021
www.energy.gov

WTW87NH1UC

**24" Ventless Heat Pump Dryer with
Self-Cleaning Condenser
White with Silver/White Dial and Silver Door Ring**

1,449 1,599

Discontinues April



This price list supersedes all previous price lists. Prices listed herein do not include applicable state or local taxes.

Model Number	Description	MAP	MSRP
--------------	-------------	-----	------

500 Series

24" Compact Heat Pump Dryer with Self-Cleaning Condenser

Home Connect® Features

- App Allows You to Operate Dryer from Anywhere in the Home
- Smart Dry Connects the Dryer to the Washer to Determine the Best Drying Program based off of the Wash Cycle

Design

- White Exterior with Silver Door Ring
- Updated Touch Control Display
- Reversible Door (No Additional Parts Required)

- Stainless Steel Structured Drum
- Tinted Glass Window with Bosch Magneto
- Matching Washer WGB24600UC

Quality

- Maintenance-Free Self Cleaning Condenser
- Dual-Layer Lint Filtration System

Silence Level

- 62 dBA

13 Individually-Tailored Drying Programs

- Cotton, Quick Dry Auto, Delicates, Bedding, Anti Shrink, Towels, Jeans, Mix, Sportswear, Sanitize, Time Dry, Hand Wash / Wool, Air Fluff

9 Options

- Dryness Level, Time Dry, Finish In, Wrinkle Block, Low Heat, Remote Start, Start / Pause, Dry Level Adjust, End Signal



WGB245B0UC



NEW WQB245B0UC	24" Ventless Heat Pump Dryer with Self-Cleaning Condenser White with Silver Door Ring	1,499	1,649
-----------------------	--	--------------	--------------

Launches April

800 Series

24" Compact Condensation Dryer

Home Connect® Features

- App Allows You to Operate Dryer from Anywhere in the Home
- Easy Start Option for Your Dry Cycle

Design

- White Exterior with Chrome Illuminated Selection Dial and Chrome Door Ring
- Premium Large Touch Control Display
- Interior LED Drum Light
- Reversible Door (No Additional Parts Required)

- Stainless Steel Structured Drum
- Dry up to 17.6 lbs or 18 Bath Towels
- Clear Glass Window with Bosch Magneto
- Matching Washer WAW285H2UC

Quality

- ENERGY STAR® Certified
- Energy Consumption 315 kWh/year

Silence Level

- 62 dBA

14 Individually-Tailored Drying Programs

- SuperQuick 15, Cotton, Permanent Press, Jeans, Quick Dry Auto, Air Fluff, Time Dry, Quick 40, Anti Shrink, Delicates, Sanitize, Hand Wash/Wool, Towels, Bulky Large Items

9 Options

- Dryness Level, Time Dry, Finish in, Wrinkle Block, Low Heat, Remote Start, Start/Pause, Level Adjust, End Signal



WTG865H4UC



WTG865H4UC	24" Ventless Condensation Drying System White with Chrome Illuminated Selection Dial and Chrome Door Ring	1,649	1,849
-------------------	--	--------------	--------------



This price list supersedes all previous price lists. Prices listed herein do not include applicable state or local taxes.

Model
Number

Description

MAP

MSRP

Accessories for Laundry

					Washers				Dryers			
					WGA12400UC	WAW285H1UC	WAW285H2UC	WGB24600UC	WTG86403UC	WTG865H4UC	WTW87NH1UC	WQB245B0UC
	WMZ20600	Drying Rack for Wool items, Shoes, etc. for Bosch 24" Dryers	79	89					•	•	•	•
	WMZPW20W	Pedestal with Drawer for 24" Washer	299	329	•	•	•	•				
	WTZPW20D	Pedestal with Drawer for 24" Dryer	299	329					•	•	•	•
	WTZ11400UC	Stacking Kit with Pull Out Tray	149	169	•	•	•		•	•	•	
	WTZ20410UC	Stacking Kit without Pull Out Tray	49	59	•	•	•		•	•	•	
	WTZPA20UC	Dryer Power Adapter - 4 Prong 240V; NEMA 14-30R to 6-15R	69	79					• ¹	• ¹	• ¹	• ¹
	WTZPA30US	Dryer Power Adapter - 3 Prong 240V; NEMA 10-30R to 6-15R	69	79					• ¹	• ¹	• ¹	• ¹
	WTZSB30UC	Bracket Style Stacking Kit	49	59	•	•	•	•	•	•	•	•

¹ Adapter only works with dryers listed in this guide.



This price list supersedes all previous price lists. Prices listed herein do not include applicable state or local taxes.			
Model Number	Description	MAP	MSRP

800 Series

24" Built-In Coffee Machine

- Home Connect® App Allows You to Prepare Coffee from Anywhere in the Home
 - Within Minutes Prepare Espressos, Cappuccinos, Lattes, Macchiato and More
 - MyFavorites Stores up to 8 of Your Favorite Coffee Preferences
 - Large TFT Color Touch Screen Interface
 - Automatic System for Cleaning, Milk Steam Rinsing and Descaling
- AromaPro Provides Constant Pressure for an Enhanced Coffee Experience
 - Grinding Settings for Dark or Light Coffee
 - OneTouch DoubleCup Dispenses Two Beverages at the Same Time
 - Integrated Built-In Sensors Will Alert You When Coffee, Water Level Is Low
 - AromaDouble Shot Prepares Extra-Strong Coffee with Less Bitterness
- Individual Cup Volume Allows You to Adjust Your Coffee Cup Size
 - 1 lb. Bean Container
 - 81 oz. Water Reservoir
 - Stainless Steel 17 oz. Milk Container
 - Drip Tray Removable for Cleaning
 - 120 V



BCM8450UC



BCM8450UC	Bosch Built-In Coffee Machine	3,699	4,099
-----------	-------------------------------	-------	-------

Accessories for Coffee Machine

Accessories for Coffee Machine					BCM8450UC
	HEZCMT3050	30" SS Trim Kit	429	479	
					•

For coffee accessories, please see the Cleaners & Accessories Price List.

FREESTANDING RANGES—INDUCTION

This price list supersedes all previous price lists. Prices listed herein do not include applicable state or local taxes.

Model Number	Description	MAP	MSRP
--------------	-------------	-----	------

All Bosch Induction Ranges Include the Following Features:

- Genuine European Convection
- Easy to View Inclined Display
- 8 Cooking Modes
- Sabbath Mode
- Faster than Gas or Electric
- Temperature Probe
- Dampened Hinges Softly Guide the QuietClose Door Shut
- Heavy-Duty Metal Knobs
- One Halogen Light
- Catalytic Clean Cavity
- Kitchen Timer

800 Series

30" Industrial-Style Induction Range

- 4 Induction Zones
- 2 Standard Racks
- Electrical supply: 40 A, 240 V/208 V
- Oven Capacity at 3.9 cu.ft.
- 2,700 W Convection Element

LR: 1,400 W / 2,200 W	RR: 1,850 W / 3,000 W
LF: 2,300 W / 3,700 W	RF: 2,300 W / 3,700 W



HIS8055U

HIS8055U

Stainless Steel

4,399 4,849

36" Industrial-Style Induction Range

- First 36" Bosch Range with the Most Powerful Element of 5,500 W and CombiZone™
- 5 Induction Zones
- Oven Capacity at 3.7 cu.ft.
- 1 Telescopic Rail with Rack
- 1 Standard Rack
- 2,500 W Convection Element
- Electrical supply: 50 A, 240 V/208 V

LR: 1,850 W / 3,000 W	C: 1,850 W / 3,000 W	RR: 1,400 W / 2,200 W
LF: 1,850 W / 3,000 W		RF: 2,300 W / 3,700 W



HIS8655U

HIS8655U

Stainless Steel

6,199 6,849

FREESTANDING RANGES—GAS

This price list supersedes all previous price lists. Prices listed herein do not include applicable state or local taxes.

Model Number	Description	MAP	MSRP
--------------	-------------	-----	------

All Bosch Industrial-Style Gas Ranges Include the Following Features:

- Powerful 18,000 BTU Dual Flame Burner
- 3 Cooking Modes
- 17,000 BTU Bake Burner
- Dishwasher-Safe Grates
- Continuous Grate Design
- Heavy Metal Knobs
- One Halogen Light
- Catalytic Clean Cavity
- Kitchen Timer
- LP Conversion Kit
- Electrical Supply: 15 A, 120 V

800 Series

30" Industrial-Style Gas Range

- 5 Burners
- Oven Capacity at 3.6 cu.ft.
- 2 Standard Racks
- 11,500 BTU Broil Burner

LR: 10,000 BTU (NG)		RR: 5,000 BTU (NG)
LF: 5,000 BTU (NG)	C: 18,000 BTU (NG)	RF: 10,000 BTU (NG)

HGS8055UC

Stainless Steel

3,699 4,099

HGS8045UC

Black Stainless Steel

4,199 4,649



HGS8055UC



HGS8045UC

36" Industrial-Style Gas Range

- 6 Burners Adding More Flexibility to Your Cooking
- Oven Capacity at 3.4 cu.ft.
- 1 Telescopic Rail with Rack
- 1 Standard Rack
- 14,000 BTU Broil Burner

LR: 5,000 BTU (NG)	CR: 10,000 BTU (NG)	RR: 10,000 BTU (NG)
LF: 18,000 BTU (NG)	CF: 10,000 BTU (NG)	RF: 10,000 BTU (NG)

HGS8655UC

Stainless Steel

4,899 5,399

HGS8645UC

Black Stainless Steel

5,499 6,049



HGS8655UC



HGS8645UC

FREESTANDING RANGES—DUAL FUEL

This price list supersedes all previous price lists. Prices listed herein do not include applicable state or local taxes.

Model Number	Description	MAP	MSRP
All Bosch Industrial-Style Dual-Fuel Ranges Include the Following Features:			
• Powerful 18,000 BTU Dual Flame Burner	• 1,700 W Bake Element		• One Halogen Light
• Genuine European Convection	• 2,900 W Broil Element		• Catalytic Clean Cavity
• 8 Cooking Modes	• Dishwasher-Safe Grates		• Kitchen Timer
• Sabbath Mode	• Continuous Grate Design		• LP Conversion Kit
• Temperature Probe	• Heavy Metal Knobs		• Electrical Supply: 20 A, 240 V/208 V

800 Series

30" Industrial-Style Dual Fuel Range

- 5 Burners
- 2 Standard Racks
- Oven Capacity at 3.9 cu.ft.
- 2,700 W Convection Element

LR: 10,000 BTU (NG)		RR: 5,000 BTU (NG)
LF: 5,000 BTU (NG)	CR: 18,000 BTU (NG)	RF: 10,000 BTU (NG)

HDS8055U

Stainless Steel

3,899 4,299

HDS8045U

Black Stainless Steel

4,299 4,749



HDS8055U



HDS8045U

36" Industrial-Style Dual Fuel Range

- 6 Burners Adding More Flexibility to Your Cooking
- 1 Telescopic Rail with Rack
- 1 Standard Rack
- Oven Capacity at 3.7 cu.ft.
- 2,500 W Convection Element

LR: 5,000 BTU (NG)	CR: 10,000 BTU (NG)	RR: 10,000 BTU (NG)
LF: 18,000 BTU (NG)	CF: 10,000 BTU (NG)	RF: 10,000 BTU (NG)

HDS8655U

Stainless Steel

5,799 6,399

HDS8645U

Black Stainless Steel

6,299 6,949



HDS8655U



HDS8645U

SLIDE-IN RANGES—INDUCTION

This price list supersedes all previous price lists. Prices listed herein do not include applicable state or local taxes.

Model Number	Description	MAP	MSRP
--------------	-------------	-----	------

All Bosch Induction Slide-In Ranges Include the Following Features:

- The Bosch Slide-In Range Fits in Any Freestanding Range Cutout
- 400 W Warming Drawer
- Touch Control for Easier Operation of the Oven
- Temperature Conversion for Convection Cooking
- 2–4 hr Time-Adjustable Self Clean
- Temperature Probe
- Extra Large Door Window
- Star-K Certified 100°–450°F
- Rear Vent Trim Included
- 17 Heat Levels
- A 11" Heating Element Offers 3,700 W of Power
- Faster than Gas or Electric
- Easier to Clean and More Efficient
- SpeedBoost®
- ChildLock
- SafeStart
- 2,000 W Convection Ring Element
- Genuine European Convection
- Fast Preheat™
- Large Oven Capacity at 4.6 cu.ft.
- Recessed 8-Pass 3,800 W Broil Element
- Powerful 2,400 W 4-Pass Bake Element
- Electrical Supply: 40 A

800 Series

30" Induction Slide-In Range

- 11 Specialized Cooking Modes
- One Oven Light
- Large Oven Capacity at 4.6 cu.ft.
- 3 Standard Racks

LR: 9" @ 2,200 W/3,700 W (SpeedBoost®)	RR: 11" @ 2,600 W/3,700 W (SpeedBoost®)
LF: 6" @ 1,400 W/2,200 W (SpeedBoost®)	RF: 6" @ 1,400 W/2,200 W (SpeedBoost®)

HII8057U

Stainless Steel

3,799 4,199

HII8047U

Black Stainless Steel

3,999 4,399



HII8057U



HII8047U

Benchmark Series

30" Induction Slide-In Range

- QuietClose® Door
- A Full-Extension Telescopic Rack
- Two Oven Lights
- Kitchen Timer
- FlexInduction® Cooktop Can Combine Two Cooking Zones into One Continuous Surface
- PowerMove®
- PotSense
- PreciseSelect®
- 1 Telescopic Rack, 2 Standard racks

LR : 8" x 9" @ 2,200 W/3,600 W (SpeedBoost®)	RR: 11" @ 2,600 W/3,700 W (SpeedBoost®)	Full Zone: 16" x 9" @ 3,300 W/3,600 W (SpeedBoost®)
LF: 8" x 9" @ 2,200 W/3,600 W (SpeedBoost®)	RF: 6" @ 1,400 W/2,200 W (SpeedBoost®)	

HIIP057U

30" Induction Slide-In Range

4,099 4,549



HIIP057U

SLIDE-IN RANGES—ELECTRIC

This price list supersedes all previous price lists. Prices listed herein do not include applicable state or local taxes.

Model Number	Description	MAP	MSRP
--------------	-------------	-----	------

All Bosch Electric Slide-In Ranges Include the Following Features:

- The Bosch Slide-In Range Fits in Any Freestanding Range Cutout
- 400 W Warming Drawer
- Touch Control for Easier Operation of the Oven
- Temperature Conversion for Convection Cooking
- 2–4 hr Time-Adjustable Self Clean
- Extra Large Door Window
- Star-K Certified 100°–450° F
- Rear Vent Trim Included
- 2,000 W Convection Ring Element
- Genuine European Convection
- Heavy-Duty Metal Knobs
- 11 Specialized Cooking Modes
- Fast Preheat™
- Kitchen Timer
- Large Oven Capacity at 4.6 cu.ft.
- Recessed 8-Pass 3,800 W Broil Element
- Powerful 2,400 W 4-Pass Bake Element
- Electrical Supply: 40 A

800 Series

30" Electric Slide-In Range

- 2,000 W Convection Ring Element
- 3 Standard Racks

LR: 6" @ 1,200 W	C: 6" @ 100 W Warming Element	RR: 6" @ 1,200 W
LF: 9"/6" @ 3,000 W/1,400 W		RF: 9.5" @ 3,200 W

HEI8056U

Stainless Steel

2,399 2,649

HEI8046U

Black Stainless Steel

2,599 2,899



HEI8056U



HEI8046U

Benchmark Series

30" Electric Slide-In Range

- QuietClose® Door
- Temperature Probe
- A Full-Extension Telescopic Rack
- Two Oven Lights
- Cook with 6", 9" or 12" Elements
- 1 Telescopic Rack, 2 Standard racks

LR: 6" @ 1,200 W	C: 6" @ 100 W Warming Element	RR: 6" @ 1,200 W
LF: 6"/9"/12" @ 1,050 W/1,950 W/3,000 W		RF: 9.5" @ 3,200 W

HEIP056U

30" Electric Slide-In Range

2,999 3,299



HEIP056U

SLIDE-IN RANGES—GAS

This price list supersedes all previous price lists. Prices listed herein do not include applicable state or local taxes.

Model Number	Description	MAP	MSRP
--------------	-------------	-----	------

All Bosch Gas Slide-In Ranges Include the Following Features:

- The Bosch Slide-In Range Fits in Any Freestanding Range Cutout
- 400 W Warming Drawer
- Touch Control for Easier Operation of the Oven
- Temperature Conversion for Convection Cooking
- 2–4 hr Time-Adjustable Self Clean
- Extra Large Door Window
- Star-K Certified 100°–450°F
- Rear Vent Trim Included
- Heavy-Duty Metal Knobs
- Low-Profile Continuous Grate Design
- Stainless Steel Maintop
- 9 Specialized Cooking Modes
- Standard Convection
- 5 Burners Add Flexibility to Your Cooking
- Kitchen Timer
- Large Oven Capacity at 4.8 cu.ft.
- 18,000 BTU Bake Burner
- 12,500 BTU Broil Burner
- LP Conversion Kit Included
- Electrical Supply: 15 A

800 Series

30" Gas Slide-In Range

- Powerful 18,000 BTU Center Burner
- 3 Standard Racks

LR: 5,000 BTU (NG)		RR: 5,000 BTU (NG)
LF: 10,000 BTU (NG)	C: 18,000 BTU (NG)	RF: 15,000 BTU (NG)

HGI8056UC

Stainless Steel

2,549 2,849

HGI8046UC

Black Stainless Steel

2,749 3,049



HGI8056UC



HGI8046UC

Benchmark Series

30" Gas Slide-In Range

- QuietClose® Door
- Temperature Probe
- A Full-Extension Telescopic Rack
- Temperature Probe
- Two Oven Lights
- Powerful 20,000 BTU Center Dual-Stacked Burner Designed for Faster Boiling and Low Simmer
- 1 Telescopic Rack, 2 Standard racks

LR: 5,000 BTU (NG)		RR: 5,000 BTU (NG)
LF: 10,000 BTU (NG)	C: 20,000 BTU (NG) Dual-Stacked	RF: 15,000 BTU (NG)

HGIP056UC

30" Gas Slide-In Range

2,949 3,249



HGIP056UC

SLIDE-IN RANGES—DUAL FUEL

This price list supersedes all previous price lists. Prices listed herein do not include applicable state or local taxes.

Model Number	Description	MAP	MSRP
--------------	-------------	-----	------

All Bosch Dual-Fuel Slide-In Ranges Include the Following Features:

- The Bosch Slide-In Range Fits in Any Freestanding Range Cutout
- 400 W Warming Drawer
- Touch Control for Easier Operation of the Oven
- Temperature Conversion for Convection Cooking
- 2–4 hr Time-Adjustable Self Clean
- Extra Large Door Window
- Star-K Certified 100°–450°F
- Rear Vent Trim Included
- Heavy-Duty Metal Knobs
- Low-Profile Continuous Grate Design
- Stainless Steel Maintop
- 11 Specialized Cooking Modes
- 2,000 W Convection Ring Element
- Genuine European Convection
- Temperature Probe
- Fast Preheat™
- 5 Burners Add Flexibility to Your Cooking
- Large Oven Capacity at 4.6 cu.ft.
- Recessed 8-Pass 3,800 W Broil Element
- Powerful 2,400 W 4-Pass Bake Element
- LP Conversion Kit Included
- Electrical Supply: 30 A

800 Series

30" Dual Fuel Slide-In Range

- Powerful 18,000 BTU Center Burner
- Two Oven Lights
- Kitchen Timer
- 3 Standard Racks

LR: 5,000 BTU (NG)		RR: 5,000 BTU (NG)
LF: 10,000 BTU (NG)	C: 18,000 BTU (NG)	RF: 15,000 BTU (NG)



HDI8056U

Stainless Steel

2,949 3,249

HDI8056U

Benchmark Series

30" Dual Fuel Slide-In Range

- QuietClose® Door
- A Full-Extension Telescopic Rack
- Temperature Probe
- Two Oven Lights
- Kitchen Timer
- Powerful 20,000 BTU Center Dual-Stacked Burner Designed for Faster Boiling and Low Simmer
- 1 Telescopic Rack, 2 Standard racks

LR: 5,000 BTU (NG)		RR: 5,000 BTU (NG)
LF: 10,000 BTU (NG)	C: 20,000 BTU (NG) Dual-Stacked	RF: 15,000 BTU (NG)















HDIP056U

HDIP056U

30" Dual-Fuel Slide-In Range

3,349 3,699

This price list supersedes all previous price lists. Prices listed herein do not include applicable state or local taxes.

Model Number	Description		MAP	MSRP																				
Accessories for Industrial Style Ranges					Induction		Gas				Dual Fuel													
					HIS8055U	30" SS	HIS8655U	36" SS	HGS8055UC	30" SS	HGS8045UC	30" BS	HGS8655UC	36" SS	HGS8645UC	36" BS	HDS8055U	30" SS	HDS8045U	30" BS	HDS8655U	36" SS	HDS8645U	36" BS
	HEZ9GR41UC	Griddle for Industrial Style Range	229	259					•	•	•	•	•	•	•	•	•	•	•	•	•	•	•	•
	HEZ9GW23UC	Wok Ring for Industrial Style Range	69	79					•	•	•	•	•	•	•	•	•	•	•	•	•	•	•	•
	HEZ8YZ30UC	9" Low Backguard for 30" Industrial Style Range, Black Stainless Steel	229	259						•								•						
	HEZ8YZ36UC	9" Low Backguard for 36" Industrial Style Range, Black Stainless Steel	239	269											•							•		
	HEZ9YZ30UC	9" Low Backguard for 30" Industrial Style Range, Stainless Steel	179	199	•		•										•							
	HEZ9YZ36UC	9" Low Backguard for 36" Industrial Style Range, Stainless Steel	189	209			•				•									•				
	HEZ8ZZ30UC	3" Rear Vent Trim Extension for 30" Industrial Style Range, Black Stainless Steel	139	159						•								•						
	HEZ8ZZ36UC	3" Rear Vent Trim Extension for 36" Industrial Style Range, Black Stainless Steel	139	159											•							•		
	HEZ9ZZ30UC	3" Rear Vent Trim Extension for 30" Industrial Style Range, Stainless Steel	119	139	•		•										•							
	HEZ9ZZ36UC	3" Rear Vent Trim Extension for 36" Industrial Style Range, Stainless Steel	119	139			•				•									•				
	HEZ8YZ04UC	Side Panel Extension Kit for Industrial Style Range, Black Stainless Steel Provides full side coverage extending to rear of range	99	109							•				•			•				•		
	HEZ9YZ04UC	Side Panel Extension Kit for Industrial Style Range, Stainless Steel Provides full side coverage extending to rear of range	89	99	•	•	•				•						•			•				

This price list supersedes all previous price lists. Prices listed herein do not include applicable state or local taxes.








Model
Number

Description

MAP

MSRP

Accessories for Industrial Style Ranges

Accessories for Industrial Style Ranges					Induction		Gas				Dual Fuel													
					HIS8055U	30" SS	HIS8655U	36" SS	HGS8055UC	30" SS	HGS8045UC	30" BS	HGS8655UC	36" SS	HGS8645UC	36" BS	HDS8055U	30" SS	HDS8045U	30" BS	HDS8655U	36" SS	HDS8645U	36" BS
	HEZ8TK30UC	Range Toe Kick 30", Black Stainless Steel	229	259								•								•				
	HEZ8TK36UC	Range Toe Kick 36", Black Stainless Steel	249	279												•								•
	HEZ9TK30UC	Range Toe Kick 30", Stainless Steel	219	249		•		•										•						
	HEZ9TK36UC	Range Toe Kick 36", Stainless Steel	239	269				•					•								•			
	HEZ8LLUC	Range Feet Premium 30"/36", Black Stainless Steel-Set of 4	149	169								•				•				•				•
	HEZ9LLUC	Range Feet Premium 30"/36", Stainless Steel-Set of 4	79	89		•	•	•				•					•			•				•
	NEW 12029918	Telescopic Extension Rails Service Part—Refer to One Portal for price Industrial Style Ranges, Wire rack not included. *Available only as a service part online.				•	•	•	•	•	•	•	•	•	•	•	•	•	•	•	•	•	•	•

This price list supersedes all previous price lists. Prices listed herein do not include applicable state or local taxes.














Model
Number

Description

MAP

MSRP

Accessories for Slide-In Ranges

					Induction	Electric	Gas	Dual Fuel
	HEZ298102	Wok Ring—Attaches to Grates	69	79			•	
	Stainless Steel Pan with Aluminum Core Optimized for Cooking with AutoChef® Element • Superior Heat Distribution				•	•	•	•
	HEZ390210	8" Pan for 6" Element	89	99				
	HEZ390220	9" Pan for 7" Element	99	109	•	•	•	•
	Stainless Steel Pan with Aluminum Core Optimized for Cooking with AutoChef® Element • Superior Heat Distribution				•	•	•	•
	HEZ390230	10" Pan for 8" and 9" Elements	119	139				
	Teppanyaki Works on Electric and Induction Cooking Surfaces • Optimized for Cooking on Induction Cooktops				•	•		
	HEZ390512	Teppanyaki	369	409				
	Non-Stick Induction Grill Non-Stick Cast Aluminum with a Thick Ferromagnetic Base • Ideal for Grilling Meats, Seafood and Vegetables				• ¹			
	HEZ9GR37UC	17" x 9" Grill Pan	249	279				
	HEZGR301	Griddle for on Top of Gas Grates	139	159			•	•
	HEZTR301	Gliding Telescopic Rack	279	309	•	•	•	•
	HEZBS301	4" Low Back Accessory for Electric and Induction Slide-In Ranges	249	279	•	•		
	HGZBS301	4" Low Back Accessory for Gas Slide-In Ranges	219	249			•	
	HDZBS301	4" Low Back Accessory for Dual-Fuel Slide-In Ranges	249	279				•
	HDZIT301	Island Trim Accessory for Use in Dual-Fuel Range Island Applications	249	279				•
	HGZIT301	Island Trim Accessory for Use in Gas Range Island Applications	219	249			•	

¹ FlexInduction® Models Only

OVER-THE-RANGE MICROWAVES

This price list supersedes all previous price lists. Prices listed herein do not include applicable state or local taxes.

Model Number	Description	MAP	MSRP
All Bosch Over-the-Range Microwaves Include the Following Features:			
<ul style="list-style-type: none"> Design-Matched for Use in Combination with Bosch Range or Cooktop Exclusive Stainless Steel Handle Easy to Read White LCD Display Easy to Use Touch Control Side-Hinged Door Allows Full Access to Microwave Cavity Installation for Recirculation or Outside Venting Reheat Setting Potato Program Automatic Defrost Popcorn Program Timer with Cook Time and Automatic Shut Off Function Convenient Kitchen Timer Easily Adds 30 Seconds to Cooking Time 10 Microwave Power Levels Plugs into Standard 110 V, 3-Prong Outlet 			

300 Series

30" Over-the-Range Microwave

- Stainless Steel Colored Vent Grid
- 1.6 cu.ft. Large Cavity Capacity
- Large 13 $\frac{5}{8}$ " Glass Turntable
- Three-Speed Vent with up to 300 CFM Power
- Two Surface Lights for Bright Cooktop Illumination



HMV3053U

HMV3053U

30" Stainless Steel

529 599

Discontinues April

30" Over-the-Range Microwave

- Stainless Steel Colored Vent Grid
- 1.7 cu.ft. Large Cavity Capacity
- Large 13 $\frac{5}{8}$ " Glass Turntable
- Three-Speed Vent with up to 300 CFM Power
- Two Surface Lights for Bright Cooktop Illumination



HMV3054U

NEW HMV3054U

30" Stainless Steel

599 699

Launches April

500 Series

30" Over-the-Range Microwave

- Easy-Clean Stainless Steel Vent Cover
- 2.1 cu.ft. Large Cavity Capacity
- Large 14 $\frac{3}{16}$ " Glass Turntable
- 8 Sensor Programs
- Four-Speed Vent with up to 385 CFM Power
- Two LED Lights for Bright Cooktop Illumination



HMV5053U

HMV5053U

30" Stainless Steel

629 699

OVER-THE-RANGE MICROWAVES

This price list supersedes all previous price lists. Prices listed herein do not include applicable state or local taxes.

Model Number	Description	MAP	MSRP
--------------	-------------	-----	------

800 Series

30" Over-the-Range Convection Microwave

- Easy-Clean Stainless Steel Vent Cover
- 1.8 cu.ft. Large Cavity Capacity
- Large 14 ³/₁₆" Glass Turntable
- 8 Sensor Programs
- Four-Speed Vent with up to 385 CFM Power
- Two LED Lights for Bright Cooktop Illumination
- Convection Cooking
- Full Stainless Steel Cavity



HMV8044U

HMV8044U

30" Black Stainless Steel

929 1,049

HMV8053U

30" Stainless Steel

879 999



HMV8053U

Both Discontinue April

30" Over-the-Range Convection Microwave

- Easy-Clean Stainless Steel Vent Cover
- 1.9 cu.ft. Large Cavity Capacity
- Large 14 ³/₁₆" Glass Turntable
- 8 Sensor Programs
- Four-Speed Vent with up to 385 CFM Power
- Two LED Lights for Bright Cooktop Illumination
- Convection Cooking
- Full Stainless Steel Cavity



HMV8045U

NEW HMV8045U

30" Black Stainless Steel

1,049 1,199

NEW HMV8054U

30" Stainless Steel

949 1,049



HMV8054U

Both Launching April

Benchmark Series

30" Over-the-Range Convection Microwave

- Easy-Clean Stainless Steel Vent Cover
- 1.8 cu.ft. Large Cavity Capacity
- Large 14 ³/₁₆" Glass Turntable
- 8 Sensor Programs
- Four-Speed Vent with up to 385 CFM Power
- Two 30 W LED Lights for Bright Cooktop Illumination
- Convection Cooking
- Full Stainless Steel Cavity
- Heavy-Duty Mesh Ventilation Filter
- Triple Distribution System



HMVP053U

HMVP053U

30" Stainless Steel

949 1,049

Discontinues April

30" Over-the-Range Convection Microwave

- Easy-Clean Stainless Steel Vent Cover
- 1.9 cu.ft. Large Cavity Capacity
- Large 14 ³/₁₆" Glass Turntable
- 8 Sensor Programs
- Four-Speed Vent with up to 385 CFM Power
- Two 30 W LED Lights for Bright Cooktop Illumination
- Convection Cooking
- Full Stainless Steel Cavity
- Heavy-Duty Mesh Ventilation Filter
- Triple Distribution System



HMVP054U

NEW HMVP054U



30" Stainless Steel



1,049 1,199

Launching April

DRAWER MICROWAVES/BUILT-IN MICROWAVES

This price list supersedes all previous price lists. Prices listed herein do not include applicable state or local taxes.

Model Number	Description	MAP	MSRP	
				800 Series
24" and 30" Drawer Microwave				
<ul style="list-style-type: none"> • Touch Control with White Display • 1.2 cu.ft. Overall Capacity 		<ul style="list-style-type: none"> • Microwave Power: 950 W • 10 Power Levels • Sensor Cooking 	<ul style="list-style-type: none"> • Door Opens and Closes through Touch Control • Can Be Installed Flush 	 <p>HMD8451UC</p>
HMD8451UC	24" Drawer Microwave, Stainless Steel	1,949	2,149	
HMD8053UC	30" Drawer Microwave, Stainless Steel	2,049	2,299	 <p>HMD8053UC</p>

				800 Series
27" and 30" Built-In Microwave Touch Control with Drop Down Door				
<ul style="list-style-type: none"> • LCD Display and LED Light • 1.6 cu.ft. Overall Capacity • 14 1/8" Glass Turntable 		<ul style="list-style-type: none"> • Microwave Power: 950 W • 10 Power Levels • Sensor Cooking 	<ul style="list-style-type: none"> • Sensor Reheat • No Trim Kit Required • Plugs into a Standard 120 V, 3-Prong Outlet 	 <p>HMB57152UC</p>
HMB57152UC	27" Microwave, Stainless Steel	1,449	1,599	
HMB50152UC	30" Microwave, Stainless Steel	1,449	1,599	 <p>HMB50152UC</p>

SPEED OVENS

This price list supersedes all previous price lists. Prices listed herein do not include applicable state or local taxes.

Model Number	Description	MAP	MSRP
--------------	-------------	-----	------

All Bosch Speed Ovens Include the Following Features:

- 1.6 cu.ft. Overall Capacity
- Nine SpeedChef® Cooking Cycles
- Convection Broil and Convection Bake Modes
- Seven Auto Sensor Microwave Cycles
- 1,000 W Microwave
- 1,750 W Broil Element
- 600 W Bake Element
- 1,700 W Convection Element
- Kitchen Timer and Panel Lock Setting
- Stainless Steel Cooking Interior
- Cut-resistant Metal Turntable and Separate Ceramic Cooking Tray
- Multi-Use Oven Rack
- Wall or Under Counter Approved Installation (HMC54151UC cannot be installed under a cooktop)

500 Series

24" Speed Oven

- Cooks Faster than a Traditional Oven and Can Also Be Used as a Microwave
- Electrical Connection – 120 V NEMA 5-20 3-Prong Plug
- Electric Load – 20 A



HMC54151UC

HMC54151UC	24" 120 V Speed Oven, Stainless Steel	1,949	2,149
-------------------	--	--------------	--------------

800 Series

27" and 30" Speed Ovens

- Cooks Faster than a Traditional Oven and Can Also Be Used as a Microwave
- LCD Display and LED Light
- Electrical Connection – 120 V NEMA 5-20 3-Prong Plug for HMC80152UC and HMC87152UC; 240 V Direct Wire for HMC80252UC and HMC80242UC
- Electric Load – 20 A



HMC87152UC



HMC80152UC



HMC80242UC

HMC87152UC	27" 120 V Speed Oven, Stainless Steel	2,049	2,299
HMC80252UC	30" 240 V Speed Oven, Stainless Steel	2,399	2,649
HMC80242UC	30" 240 V Speed Oven, Black Stainless Steel	2,449	2,699
HMC80152UC	30" 120 V Speed Oven, Stainless Steel	2,049	2,299

Benchmark Series

30" Speed Oven Touch Control with TFT Display

- Electrical Connection: 240 V Direct Wire
- Electric Load – 16 A
- Installs in Horizontal Configuration Paired with 30" Bosch Single Wall Ovens/ Steam Oven and Warming Drawers



HMCP0252UC

HMCP0252UC	30" Stainless Steel	2,599	2,899
-------------------	----------------------------	--------------	--------------

This price list supersedes all previous price lists. Prices listed herein do not include applicable state or local taxes.

Model Number	Description	MAP	MSRP
--------------	-------------	-----	------

All Bosch 500 Series 24" Built-In Ovens Include the Following Features:

- | | | |
|--|---|---|
| <ul style="list-style-type: none">• Oven Is Perfect for Kitchens with a Smaller Footprint• Designed to Be Installed Flush with Your Cabinetry• Telescopic Extension Rail• Knob Control• Halogen Light to Better Monitor Cooking Progress | <ul style="list-style-type: none">• Genuine European Convection Ensures Even Cooking and Baking Results on Multiple Racks• 10 Oven Modes• Custom Cooking Modes: Pie, Frozen Foods, Defrost, Warm, and Broil Plus• 8-Pass Broil Element | <ul style="list-style-type: none">• The DualClean® System Uses the Cavity Coating and Heat to Burn Off Most Grease• Timer with Cook Time and Delay Start Function• Kitchen Timer• Capacity at 2.8 cu.ft. |
|--|---|---|

500 Series

24" Single Wall Oven, European Convection

HBE5453UC	24" Stainless Steel	2,099	2,349
------------------	----------------------------	--------------	--------------



HBE5453UC

BUILT-IN OVENS

This price list supersedes all previous price lists. Prices listed herein do not include applicable state or local taxes.

Model Number	Description	MAP	MSRP
All Bosch 500 Series 30" Built-In Ovens Include the Following Features:			
<ul style="list-style-type: none"> Heavy-Duty Metal Knobs for a Premium Look and Feel Compatible with Most Existing Cut-Outs Designed to Be Installed Flush with Your Cabinetry 2, 3, and 4-Hour Self-Clean Cycles One Oven Light Kitchen Timer Extra Large Door Window for Easy Monitoring of Cooking Process Star-K Certified 100°–450°F Large Capacity at 4.6 cu.ft. Recessed 12-Pass Broil Element for Increased Capacity and Performance 			

500 Series

30" Single Wall Ovens, Thermal Cooking

- Thermal Cooking with Bake, Broil, Roast, and Warm
- 5 Oven Modes

HBL5351UC

30" Stainless Steel

2,099 2,349

HBL5344UC

30" Black Stainless Steel

2,299 2,549



HBL5351UC



HBL5344UC

30" Single Wall Oven, European Convection

- Genuine European Convection
- 11 Oven Modes
- Custom Cooking Modes: Pizza, Pie, Warm and Proof
- Temperature Conversion for Convection Cooking

HBL5451UC

30" Stainless Steel

2,549 2,849



HBL5451UC

30" Double Wall Oven, Thermal Cooking

- Thermal Cooking with Bake, Broil, Roast and Warm in Both Cavities

HBL5551UC

30" Stainless Steel

3,349 3,699



HBL5551UC

This price list supersedes all previous price lists. Prices listed herein do not include applicable state or local taxes.

Model Number	Description	MAP	MSRP
--------------	-------------	-----	------

500 Series

30" Double Wall Oven, European Convection (Upper Cavity)

- Genuine European Convection in Upper Oven
- 11 Upper Oven Modes
- Custom Cooking Modes Upper Oven: Pizza, Pie, Warm and Proof
- Thermal Cooking with Bake, Broil, Roast and Warm in Lower Oven
- Temperature Conversion for Convection Cooking in Upper Oven

HBL5651UC

30" Stainless Steel

3,749 4,149



HBL5651UC

30" Microwave Combination Oven

- Combination Oven Featuring a Microwave and Wall Oven with Stainless Steel Knobs
- 1.6 cu.ft. Capacity Microwave with Drop Down Door and LCD Display
- Genuine European Convection in Lower Oven

HBL57M52UC

30" Stainless Steel

3,999 4,399



HBL57M52UC

30" Speed Combination Oven

- Combination Oven Featuring a Speed Oven and Wall Oven with Heavy-Duty Metal Knobs
- The Upper Speed Oven Functions as a Microwave and Convection Oven So You Have Flexible Cooking Options
- Speed Oven: For Additional Details Please Review SKU HMC80152UC page 6-4
- Genuine European Convection in Lower Oven

HBL5754UC

30" Stainless Steel

4,699 5,199



HBL5754UC

This price list supersedes all previous price lists. Prices listed herein do not include applicable state or local taxes.

Model Number	Description	MAP	MSRP
--------------	-------------	-----	------

All Bosch 800 Series Built-In Ovens Include the Following Features:

- QuietClose® Door
- A Full-Extension Telescopic Rack
- Designed to Be Installed Flush with Your Cabinetry
- Compatible with Most Existing Cut-Outs
- 11 Oven Modes
- Custom Cooking Modes: Pizza, Pie, Warm and Proof
- Genuine European Convection
- Temperature Conversion for Convection Cooking
- Touch Control with SteelTouch™ Buttons Makes Operating the Oven Easier
- Temperature Probe Takes Guesswork Out of Cooking
- Fast Preheat™ Reduces Preheat Time
- 2, 3, and 4-Hour Self-Clean Cycles
- Two Oven Lights
- Timer with Cook Time and Delay Start Function
- Extra Large Door Window for Easy Monitoring of Cooking Process
- Star-K Certified 100°–450°F
- Large Capacity at 4.6 cu.ft.
- Recessed 12-Pass Broil Element for Increased Capacity and Performance

800 Series

27" Single Wall Oven

- Recessed 8-Pass Broil Element for Increased Capacity and Safety

HBN8451UC

27" Single Wall Oven, Stainless Steel

2,949 3,249



HBN8451UC

30" Single Wall Ovens

- Home Connect® Features. Remotely Monitor and Control the Wall Oven with Wi-Fi Connectivity

HBL8443UC

30" Single Wall Oven, Black Stainless Steel

3,249 3,599



HBL8443UC



30" Single Wall Oven

- The Bosch Wall Oven Combines Your Favorite Tools into One Appliance. It's an Air Fryer, Convection Oven, Roaster, Dough Proofer and More
- Air Fry Mode Quickly Cooks Foods to Crisp Perfection without Added Oil
- Home Connect® Features. Remotely Monitor and Control the Wall Oven with Wi-Fi Connectivity

HBL8454UC

30" Single Wall Oven, Stainless Steel with Air Fry

3,099 3,449



HBL8454UC



This price list supersedes all previous price lists. Prices listed herein do not include applicable state or local taxes.

Model Number	Description	MAP	MSRP
--------------	-------------	-----	------

800 Series

30" Single Wall Ovens SideOpening Door

- SideOpening Door Offers Better Ergonomic Access to the Oven Cavity
- The Bosch SideOpening Door Wall Oven Combines Your Favorite Tools into One Appliance. It's an Air Fryer, Convection Oven, Roaster, Dough Proofer and More
- Air Fry Mode Quickly Cooks Foods to Crisp Perfection without Added Oil
- Home Connect® Features. Remotely Monitor and Control the Wall Oven with Wi-Fi Connectivity



HBL8444LUC



HBL8444RUC

HBL8444LUC **30" Single Wall Oven, Right SideOpening Door, Black Stainless Steel** **3,499 3,849**

HBL8444RUC **30" Single Wall Oven, Left SideOpening Door, Black Stainless Steel** **3,499 3,849**

30" Double Wall Oven

- 11 Upper Oven Modes
- 5 Lower Oven Modes
- Genuine European Convection in Upper Oven
- Thermal Cooking with Bake, Broil, Roast and Warm in Lower Oven



HBN8651UC



HBL8651UC



HBL8642UC

HBN8651UC **27" Stainless Steel** **4,149 4,599**

HBL8651UC **30" Stainless Steel** **4,249 4,699**

HBL8642UC **30" Black Stainless Steel** **4,449 4,899**

This price list supersedes all previous price lists. Prices listed herein do not include applicable state or local taxes.

Model Number	Description	MAP	MSRP
--------------	-------------	-----	------

800 Series

30" Microwave Combination Oven

- Home Connect® Features. Remotely Monitor and Control the Lower Wall Oven with Wi-Fi Connectivity
- Combination Oven Featuring a Microwave and Wall Oven with Touch Control
- 1.6 cu.ft. Capacity Microwave with Drop Down Door and LCD Display
- 11 Lower Oven Modes

HBL87M53UC

30" Stainless Steel

4,499 4,949



HBL87M53UC



30" Speed Combination Oven

- Home Connect® Features. Remotely Monitor and Control the Lower Wall Oven with Wi-Fi Connectivity
- Combination Oven Featuring a Speed Oven and Wall Oven with Touch Control
- Speed Oven Cooks Faster than a Traditional Oven
- Speed Oven: For Additional Details Please Review SKU HMC80252UC (page 6-4)
- 11 Lower Oven Modes



HBL8753UC



HBL8743UC



HBL8753UC

30" Combo, Stainless Steel

5,349 5,899

HBL8743UC

30" Combo, Black Stainless Steel

5,649 6,249

This price list supersedes all previous price lists. Prices listed herein do not include applicable state or local taxes.

Model Number	Description	MAP	MSRP
All Bosch Benchmark Series Built-In Ovens Include the Following Features:			
<ul style="list-style-type: none"> • QuietClose® Door Dampened Hinges Softly and Quietly Guide the QuietClose® Door Shut • The Color TFT Control Panel with SteelTouch™ Buttons Is Easy to Use • A Full-Extension Telescopic Rack Offers Safe Access to the Oven Cavity • Designed to Be Installed Flush with Your Cabinetry • Compatible with Most Existing Cut-Outs • 13 Specialized Cooking Modes – Gourmet Cooking Made Easy • Custom Cooking Programs: No-Preheat Frozen Food Mode, Pizza, Pie, Warm and Proof • Genuine European Convection • Temperature Conversion for Convection Cooking • Fast Preheat™ Reduces Preheat Time • 2, 3, and 4-Hour Self-Clean Cycles • EcoChef Mode – Remaining Heat in Cavity Finishes Cooking Process • AutoProbe Takes the Guesswork Out of Cooking • Two Halogen Lights Provide Superior Cavity Illumination • Timer with Cook Time and Delay Start Function • Extra Large Door Window for Easy Monitoring of Cooking Process • Star-K Certified 100°–450°F • Two Separate Time Intervals Can Be Programmed • Large Capacity at 4.6 cu.ft. 			

Benchmark Series

30" Single Wall Oven SideOpening Door

- SideOpening Door Offers Better Ergonomic Access to the Oven Cavity
- Recessed 12-Pass Broil Element for Increased Capacity and Performance



HBLP451RUC



HBLP451LUC

HBLP451RUC	30" Stainless Steel, Right SideOpening Door	3,599	3,999
HBLP451LUC	30" Stainless Steel, Left SideOpening Door	3,599	3,999

30" Single Wall Oven

- The Bosch Wall Oven Combines Your Favorite Tools into One Appliance. It's an Air Fryer, Convection Oven, Roaster, Dough Proofer and More
- Air Fry Mode Quickly Cooks Foods to Crisp Perfection without Added Oil



HBLP454UC

HBLP454UC	30" Single Wall Oven, Stainless Steel with Air Fry	3,399	3,749
------------------	---	--------------	--------------

This price list supersedes all previous price lists. Prices listed herein do not include applicable state or local taxes.

Model Number	Description	MAP	MSRP
--------------	-------------	-----	------

Benchmark Series

30" Double Wall Oven SideOpening Door

- SideOpening Door Offers Better Ergonomic Access to the Oven Cavity
- AutoProbe in the Upper Oven Takes the Guesswork Out of Cooking
- Recessed 12-Pass Broil Element for Increased Capacity and Performance



HBLP651RUC



HBLP651LUC



HBLP651UC

HBLP651RUC	30" Stainless Steel, Right SideOpening Door	5,349	5,899
HBLP651LUC	30" Stainless Steel, Left SideOpening Door	5,349	5,899
HBLP651UC	30" Stainless Steel	4,799	5,299

Benchmark Series

30" Steam Convection Oven

- The Only Steam Convection Oven in Its Class that Installs Flush, for a European Kitchen Design
- Steam Convection Cooking Cooks Crispy Outside, Tender Inside
- Steam Cooking Maintains Your Vegetables' Nutrients, Flavors and Color
- Designed to Fit Perfectly Above a Warming Drawer or Storage Drawer
- The Color TFT Control Panel with SteelTouch™ Buttons Is Easy to Use
- Installs Horizontally for Perfect Alignment with Speed or Steam Oven
- One Halogen Light
- Genuine European Convection
- Features Vegetable and Chicken Programs: Oven Automatically Sets Temperature and Humidity
- Perfect Reheating
- Timer with Cook Time and Delay Start Function
- 1 Rack, 2 Perforated and 2 Non-Perforated Pans Are Included
- Non-Plumbed for Easy Installation
- Steam Assist Clean
- 1.4 qt. Water Tank Can Be Used for an Entire Cooking Cycle
- Child Lock
- Large Capacity at 1.4 cu.ft.





HSLP451UC

HSLP451UC	30" Stainless Steel	3,899	4,299
------------------	----------------------------	--------------	--------------

BUILT-IN OVENS

This price list supersedes all previous price lists. Prices listed herein do not include applicable state or local taxes.

Model Number	Description	MAP	MSRP	
				Benchmark Series
30" Steam Convection Combination Oven				
<ul style="list-style-type: none"> Combination Oven Featuring a Steam Convection Oven Steam Oven Cooks Meats, Vegetables, Rice, Fish to Perfection <i>Steam Convection Oven:</i> For Additional Details Please Review SKU HSLP451UC (page 7-8) Recessed 12-Pass Broil Element for Increased Capacity and Performance 				
HSLP751UC	30" Stainless Steel	7,199	7,949	 <p>HSLP751UC</p>
30" Speed Combination Oven with TFT Display				
<ul style="list-style-type: none"> Combination Oven Featuring a Speed Oven Speed Oven Cooks Faster than a Traditional Oven <i>Speed Oven:</i> For Additional Details Please Review SKU HMCP0252UC (page 6-4) Recessed 12-Pass Broil Element for Increased Capacity and Performance 				
HBLP752UC	30" Stainless Steel	5,649	6,249	 <p>HBLP752UC</p>

WARMING DRAWERS/ACCESSORIES

This price list supersedes all previous price lists. Prices listed herein do not include applicable state or local taxes.

Model Number	Description	MAP	MSRP
--------------	-------------	-----	------

500 Series

27" and 30" Warming Drawers

- Keeps Meals Hot and Is Designed to Match the Perfectly Flush Fit of a Bosch Wall, Speed or Steam Oven
- 3 Settings to Keep Meals Hot and Ready to Serve
- Installs Vertically under Bosch Speed, Steam or Wall Oven
- Matches Bosch Built-In Products
- Install Either Flush or Proud
- 450 W Heating Element Concealed Below Drawer
- Special Dough Proofing Mode
- Sturdy Ball Bearing Telescopic Rails for Smooth Opening
- Star-K Certified
- 1 Hour Automatic Shut Off Function with Adjustable Timer
- 2.2 cu.ft. Large Cavity (1.9 cu.ft. for 27")
- Lower Side Walls Allow Easy Loading and Unloading of Drawer




HWD5051UC

HWD5751UC **27" Stainless Steel** **1,449 1,599**

HWD5051UC **30" Stainless Steel** **1,499 1,649**

Accessories for Ovens

		30" Single Wall Ovens	30" Double Wall Ovens
	Ball Bearing Telescopic Rack Ball Bearing Full Extension Telescopic Racks • Adjustable to All Rack Support Levels • Convenient Handling • Easy to Operate • Available as Separate Accessory for Even More Convenience	•	•
	HEZTR301 30" Telescopic Rack	279	309

This price list supersedes all previous price lists. Prices listed herein do not include applicable state or local taxes.

Model Number	Description	MAP	MSRP
--------------	-------------	-----	------

All Bosch Induction Cooktops Include the Following Features:

- Faster than Gas or Electric
- Easier to Clean and More Efficient
- SpeedBoost®
- PotSense
- Each Element Has an Independent Kitchen Timer (available on current models only)
- Childproof Panel Lock
- See All Pan Accessories on Page 8-13.-8-13

500 Series

24" Induction Cooktop

- An 11" Heating Element Offers 3,700 W of Power
- 30 A Breaker



NIT5460UC

LR: 11" @ 2,600 W/3,700 W (SpeedBoost®)	RR: 7" @ 1,800 W/3,100 W (SpeedBoost®)
	RF: 6" @ 1,400 W/2,200 W (SpeedBoost®)

NIT5460UC

**24" Induction, Black, Stainless Steel
Frameless**

1,799 1,999

30" Induction Cooktop

- An 11" Heating Element Offers 3,700 W of Power
- 30 A Breaker



NIT5060UC

LR: 9" @ 2,200 W/3,700 W (SpeedBoost®)	RR: 11" @ 2,600 W/3,700 W (SpeedBoost®)
LF: 6" @ 1,400 W/2,200 W (SpeedBoost®)	RF: 6" @ 1,400 W/2,200 W (SpeedBoost®)

NIT5060UC

**30" Induction, Black, Stainless Steel
Frameless**

1,949 2,149

36" Induction Cooktop

- Dual 12" Heating Element Offers 3,700 W of Power
- 40 A Breaker



NIT5660UC

LR: 7" @ 1,800 W/3,100 W (SpeedBoost®)	C: 12"/9" @ 3,700 W/5,400 W (SpeedBoost®)/ 2,200 W/3,300 W (SpeedBoost®)	RR: 6" @ 1,400 W/2,200 W (SpeedBoost®)
LF: 7" @ 1,800 W/3,100 W (SpeedBoost®)		RF: 9" @ 2,200 W/3,700 W (SpeedBoost®)

NIT5660UC

**36" Induction, Black, Stainless Steel
Frameless**

2,349 2,599

This price list supersedes all previous price lists. Prices listed herein do not include applicable state or local taxes.

Model Number	Description	MAP	MSRP
--------------	-------------	-----	------


800 Series

30" Induction Cooktop

- Home Connect®
- AutoChef®
- An 11" Heating Element Offers 3,700 W of Power
- PreciseSelect®
- Hood Control
- 30 A Breaker
- SafeStart



NIT8060SUC



NIT8060UC

LR: 9" @ 2,200 W/3,700 W (SpeedBoost®)	RR: 11" @ 2,600 W/3,700 W (SpeedBoost®)
LF: 6" @ 1,400 W/2,200 W (SpeedBoost®)	LF: 6" @ 1,400 W/2,200 W (SpeedBoost®)

NIT8060SUC	30" Induction, Black, Stainless Steel Frame	2,399	2,649
NIT8060UC	30" Induction, Black, Frameless	2,349	2,599




36" Induction Cooktop

- Home Connect®
- AutoChef®
- Dual 12" Heating Element with Powerful 5,400 W
- PreciseSelect®
- Hood Control
- 40 A Breaker



NIT8660SUC



NIT8660UC

LR: 7" @ 1,800 W/3,100 W (SpeedBoost®)	C: 12"/9" @ 3,700 W/5,400 W (SpeedBoost®) 2,200 W/3,300 W (SpeedBoost®)	RR: 6" @ 1,400 W/2,200 W (SpeedBoost®)
LF: 7" @ 1,800 W/3,100 W (SpeedBoost®)		RF: 9" @ 2,200 W/3,700 W (SpeedBoost®)

NIT8660SUC	36" Induction, Black, Stainless Steel Frame	2,799	3,099
NIT8660UC	36" Induction, Black, Frameless	2,799	3,099



This price list supersedes all previous price lists. Prices listed herein do not include applicable state or local taxes.

Model Number	Description	MAP	MSRP
--------------	-------------	-----	------

All Bosch Benchmark Series Induction Cooktops Include the Following Features:

- Home Connect® (Wi-Fi Enabled)
- FlexInduction® Can Combine Two Cooking Zones into One Continuous Surface
- Faster than Gas and Electric
- Easier to Clean and More Efficient
- SpeedBoost®
- PotSense
- Each Element Has an Independent Kitchen Timer (This feature only available on current model)
- PreciseSelect®
- PowerMove®
- Childproof Panel Lock
- See All Pan Accessories on Page 8-13-8-13

Benchmark Series

30" Induction Cooktop

- A 11" Heating Element Offers 3,700 W of Power
- AutoChef®
- Hood Control
- 30 A Breaker

Full Zone: 16"x9" @
3,300 W /
3,600 W (SpeedBoost®)

Upper: 8"x9" @
2,200 W/3,600 W
(SpeedBoost®)


Lower: 8"x9" @
2,200 W/3,600 W
(SpeedBoost®)

Upper: 11" @
2,600 W/3,700 W
(SpeedBoost®)

Lower: 6" @
1,400 W/2,200 W
(SpeedBoost®)



NITP060SUC



NITP060UC

NITP060SUC

**30" Induction,
Black with Stainless Steel Frame**

2,849 3,149

NITP060UC

30" Induction, Black, Frameless

2,849 3,149



36" Induction Cooktop

- Dual 12" Heating Element with Powerful 3,700 W
- AutoChef®
- Hood Control
- 50 A Breaker

Full Zone: 14"x8" @
3,300 W /
3,600 W
(SpeedBoost®)

Upper: 7"x8" @
2,200 W/3,600 W
(SpeedBoost®)

Lower: 7"x8" @
2,200 W/3,600 W
(SpeedBoost®)

C: 12"/9" @
3,400 W/3,700 W
(SpeedBoost®)
2,200 W/3,300 W
(SpeedBoost®)

Upper: 7"x8" @
2,200 W/3,600 W
(SpeedBoost®)

Lower: 7"x8" @
2,200 W/3,600 W
(SpeedBoost®)

Full Zone: 14"x8" @
3,300 W /
3,600 W
(SpeedBoost®)



NITP660SUC



NITP660UC

NITP660SUC

**36" Induction Cooktop
Black with Stainless Steel Frame**

3,449 3,799

NITP660UC

36" Induction Cooktop, Black, Frameless

3,399 3,749



This price list supersedes all previous price lists. Prices listed herein do not include applicable state or local taxes.

Model Number	Description	MAP	MSRP
--------------	-------------	-----	------

All Bosch Electric Cooktops Include the Following Features:

- Simple and Sleek, Modern European Design
- Dual Ring Heating Element for Multiple Pan Sizes
- See All Pan Accessories on Page 8-13.–8-13
- Ceramic Glass Top Is Easy to Clean
- Heat Indicator for Each Element

500 Series

24" Knob Control, Frameless Design

- 4 Elements
- Knob Controls for Precision Cooking
- 8" Heating Element with Powerful 2,200 W
- Power/Amps: 240 V, 60 Hz/30 A



NEM5466UC

LR: 8" @ 2,200 W	RR: 6" @ 1,200 W
LF: 6" @ 1,850 W	RF: 7" @ 1,800 W

NEM5466UC

24" Electric Cooktop

949 1,049

30" Knob Control, Frameless Design

- Dual Element Offer the Capability to Use Multiple Pan Sizes
- Infinite Temperature Controls for Precision Cooking
- 9" Heating Element with Powerful 2,500 W
- Power/Amps: 240 V, 60 Hz/30 A



NEM5066UC

LR: 7" @ 1,800 W	RR: 6" @ 1,200 W
LF: 7"/5" @ 1,700 W/700 W	RF: 9" @ 2,500 W

NEM5066UC

30" Electric Cooktop

1,049 1,199

36" Knob Control, Frameless Design

- 2 Dual Elements Offer the Capability to Use Multiple Pan Sizes
- Infinite Temperature Controls for Precision Cooking
- 9" Heating Element with Powerful 2,500 W
- Power/Amps: 240 V, 60 Hz/40 A



NEM5666UC

LR: 7" @ 1,800 W	C: 7" @ 1,800 W	RR: 6" @ 1,200 W
LF: 7"/5" @ 1,700 W/700 W		RF: 9"/6" @ 2,500 W/1,100 W

NEM5666UC

36" Electric Cooktop

1,299 1,449

This price list supersedes all previous price lists. Prices listed herein do not include applicable state or local taxes.

Model Number	Description	MAP	MSRP
--------------	-------------	-----	------

800 Series

30" Cooktop with or without Stainless Steel Frame

- PreciseSelect®
- Front and Back Stainless Steel Frame
- Bridge Element
- Dual Element
- SpeedBoost®
- Clean Lock
- 2-Level Heat Indicator
- Childproof Panel Lock
- Built-In Timers for Each Element: Doubles as General-Purpose Kitchen Timer
- Power/Amps: 240, 60 Hz/ 40 A



NET8069SUC



NET8069UC

LR: 7" @ 1,800 W (400 W Bridge)	C: 9"/6" @ 3,600 W/1,400 W (SpeedBoost®)	
LF: 7" @ 1,800 W		RF: 6" @ 1,200 W

NET8069SUC **30" Electric, Black, Stainless Steel Frame** **1,599** **1,799**

NET8069UC **30" Electric, Black, Frameless** **1,499** **1,649**

36" Cooktop with or without Stainless Steel Frame

- PreciseSelect®
- Front and Back Stainless Steel Frame
- Bridge Element
- 2 Dual Elements
- SpeedBoost®
- Clean Lock
- 2-Level Heat Indicator
- ChildLock
- Built-In Timers for Each Element: Doubles as General-Purpose Kitchen Timer
- Power/Amps: 240, 60 Hz/ 50 A



NET8669SUC



NET8669UC

LR: 7" @ 1,800 W (400 W Bridge)	C: 9"/6" @ 3,600 W/1,400 W (SpeedBoost®)	RR: 6" @ 1,200 W
LF: 7" @ 1,800 W		RF: 8"/5" @ 1,900 W/800 W

NET8669SUC **36" Electric, Black, Stainless Steel Frame** **1,549** **1,749**

NET8669UC **36" Electric, Black, Frameless** **1,549** **1,749**

This price list supersedes all previous price lists. Prices listed herein do not include applicable state or local taxes.

Model Number	Description	MAP	MSRP
--------------	-------------	-----	------

All Bosch Benchmark Series Electric Cooktops Include the Following Features:

- AutoChef®
- PreciseSelect®
- Front and Back Stainless Steel Frame
- Keep Warm Mode
- Kitchen Timer
- CountUp Timer
- Clean Lock
- 2-Level Heat Indicator
- Childproof Panel Lock
- See All Pan Accessories on Page 8-13-8-13
- Power/Amps: 240, 60 Hz/40 A

Benchmark Series

30" Five Element Cooktop with AutoChef®

- 2-Zone 9" Heating Element with Powerful 3,600 W Element
- Dual Element Left Front with AutoChef®
- SpeedBoost®



NETP069SUC

LR: 6" @ 1,200 W	C: 9"/6" @ 3,600 W/1,400 W (SpeedBoost®)	RR: 6" @ 1,200 W
AutoChef® LF: 7"/5" @ 2,000 W/800 W		RF: 6" @ 1,500 W

NETP069SUC

**30" Electric
Black with Stainless Steel Frame**

1,549 1,749

36" Triple Ring AutoChef® Cooktop

- 3-Zone 11" Heating Element with Powerful 3,080 W Element with AutoChef®
- PowerStart®
- Bridge Element



NETP669SUC

LR: 7" @ 1,800 W (400 W Bridge)	AutoChef® C: 11"/8"/6" @ 3,080 W/2,200 W/1,050 W	RR: 6" @ 1,200 W
LF: 7" @ 1,800 W		RF: 8"/5" @ 1,900 W/800 W

NETP669SUC

**36" Electric
Black with Stainless Steel Frame**

1,649 1,849

This price list supersedes all previous price lists. Prices listed herein do not include applicable state or local taxes.

Model Number	Description	MAP	MSRP
--------------	-------------	-----	------


All Bosch Gas Cooktops Include the Following Features:

- Front-Center Controls
- Continuous Cast Iron Grates
- LP Kit Included
- High Efficiency Gas Burners
- Thermocouple Flame Monitor Control

300 Series

24" Gas Cooktop

- 4 Burners
- 10.3K BTU Max
- Ideal for Kitchens with a Smaller Footprint
- Stainless-Look Metal Knobs
- One-Piece Stainless Steel Maintop Design
- Durable Laser Etched Graphics
- Sealed Burners for Easier Cleanup



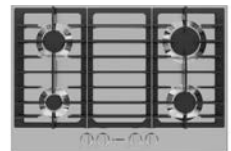
NGM3450UC

LR: 6,000 BTU	RR: 10,300 BTU
LF: 6,000 BTU	RF: 3,400 BTU

NEW NGM3450UC **24" Gas Cooktop, 4 Burners, Stainless Steel** **849 949**

30" Gas Cooktop

- 4 Burners
- 10.3K BTU Max
- Stainless-Look Metal Knobs
- One-Piece Stainless Steel Maintop Design
- Durable Laser Etched Graphics
- Sealed Burners for Easier Cleanup



NGM3051UC

LR: 6,000 BTU	RR: 10,300 BTU
LF: 3,400 BTU	RF: 6,000 BTU

NEW NGM3051UC **30" Gas Cooktop, 4 Burners, Stainless Steel** **849 949**

30" Gas Cooktop

- 5 Burners
- 16K BTU Max
- Stainless-Look Metal Knobs
- One-Piece Stainless Steel Maintop Design
- Durable Laser Etched Graphics
- Sealed Burners for Easier Cleanup




NGM3050UC

LR: 6,000 BTU	C: 16,000 BTU	RR: 10,300 BTU
LF: 3,400 BTU		RF: 6,000 BTU

NEW NGM3050UC **30" Gas Cooktop, 5 Burners, Stainless Steel** **949 1,049**

36" Gas Cooktop

- 5 Burners
- 16K BTU Max
- Stainless-Look Metal Knobs
- One-Piece Stainless Steel Maintop Design
- Durable Laser Etched Graphics
- Sealed Burners for Easier Cleanup



NGM5658UC

LR: 6,000 BTU	C: 16,000 BTU	RR: 10,300 BTU
LF: 3,400 BTU		RF: 6,000 BTU

NEW NGM3650UC **36" Gas Cooktop, 5 Burners, Stainless Steel** **1,049 1,199**

This price list supersedes all previous price lists. Prices listed herein do not include applicable state or local taxes.

Model Number	Description	MAP	MSRP
--------------	-------------	-----	------

500 Series

24" Gas Cooktop

- 4 Burners
- 10.3K BTU Max
- Ideal for Kitchens with a Smaller Footprint
- OptiSim® Burner
- Stainless-Look Metal Knobs
- One-Piece Stainless Steel Maintop Design
- LED "On" Indicator Light
- New Low Profile Cooking Surface
- Durable Laser Etched Graphics
- Sealed Burners for Easier Cleanup



NGM5453UC

LR: 6,000 BTU

RR: 10,300 BTU

LF: 6,000 BTU

RF: 3,400 BTU

NGM5458UC

24" Gas Cooktop, 4 Burners, Stainless Steel

949 1,049

Discontinues April

NEW NGM5453UC

24" Gas Cooktop, 4 Burners, Stainless Steel

999 1,099

Launching April

30" Gas Cooktop

- 5 Burners
- 16K BTU Max
- OptiSim® Burner
- Stainless-Look Metal Knobs
- One-Piece Stainless Steel Maintop Design
- LED "On" Indicator Light
- New Low Profile Cooking Surface
- Durable Laser Etched Graphics
- Sealed Burners for Easier Cleanup



NGM5058UC/NGM5059UC

LR: 6,000 BTU

C: 16,000 BTU

RR: 10,300 BTU

LF: 3,400 BTU

RF: 6,000 BTU

NGM5058UC

30" Gas Cooktop, 5 Burners, Stainless Steel

1,049 1,199

Discontinues April

NEW NGM5059UC

30" Gas Cooktop, 5 Burners, Stainless Steel

1,099 1,249

Launching April

36" Gas Cooktop

- 5 Burners
- 16K BTU Max
- OptiSim® Burner
- Stainless-Look Metal Knobs
- One-Piece Stainless Steel Maintop Design
- LED "On" Indicator Light
- New Low Profile Cooking Surface
- Durable Laser Etched Graphics
- Sealed Burners for Easier Cleanup



NGM5658UC/NGM5659UC

LR: 6,000 BTU

C: 16,000 BTU

RR: 10,300 BTU

LF: 3,400 BTU

RF: 6,000 BTU

NGM5658UC

36" Gas Cooktop, 5 Burners, Stainless Steel

1,199 1,349

Discontinues April

NEW NGM5659UC

36" Gas Cooktop, 5 Burners, Stainless Steel

1,249 1,399

Launching April


This price list supersedes all previous price lists. Prices listed herein do not include applicable state or local taxes.

Model Number	Description	MAP	MSRP
--------------	-------------	-----	------

800 Series

30" Gas Cooktop

- 5 Burners
- FlameSelect® (9 Power Levels)
- 17K BTU Max
- Dual Ring Power Burner
- OptiSim® Burner
- LED Light Line Knob Illumination
- Dishwasher-Safe Grates
- Residual Heat Indication



NGM8058UC/NGM8059UC



NGM8048UC/NGM8049UC

LR: 6,000 BTU

C: 17,000 BTU

RR: 10,300 BTU

LF: 3,400 BTU

RF: 6,000 BTU

NGM8058UC**30" Gas Cooktop, 5 Burners, Stainless Steel****1,499 1,649****NGM8048UC****30" Gas Cooktop, 5 Burners
Black with Black Stainless Knobs****1,599 1,799**

Both Discontinue April

NEW NGM8059UC**30" Gas Cooktop, 5 Burners, Stainless Steel****1,549 1,749****NEW NGM8049UC****30" Gas Cooktop, 5 Burners
Black with Black Stainless Knobs****1,649 1,849**

Both Launching April

36" Gas Cooktop

- 5 Burners
- 19K BTU Max
- Recessed Burner Areas
- Black Stainless Metal Knobs (NGM8646UC)
- Automatic Re-Ignition
- Red LED Lights Indicate Burners Are On



NGM8656UC

LR: 10,000 BTU

C: 19,000 BTU

RR: 5,500 BTU

LF: 12,000 BTU

RF: 12,000 BTU

NGM8656UC**36" Gas Cooktop, 5 Burners, Stainless Steel****1,449 1,599**

Legacy

LR: 9,300 BTU

C: 19,000 BTU

RR: 5,500 BTU

LF: 9,300 BTU

RF: 9,300 BTU



NGM8646UC

NGM8646UC**36" Gas Cooktop, 5 Burners,
Black with Black Stainless Knobs****1,549 1,749**

Legacy

This price list supersedes all previous price lists. Prices listed herein do not include applicable state or local taxes.

Model Number	Description	MAP	MSRP
--------------	-------------	-----	------

800 Series

36" Gas Cooktop

- 5 Burners
 - FlameSelect® (9 Power Levels)
 - 17K BTU Max
- Dual Ring Power Burner
 - OptiSim® Burner
 - LED Light Line Knob Illumination
- Dishwasher-Safe Grates
 - Residual Heat Indication



NGM8658UC/NGM8659UC



LR: 6,000 BTU		RR: 10,300 BTU
LF: 3,400 BTU	C: 17,000 BTU	RF: 6,000 BTU

NGM8658UC	36" Gas Cooktop, 5 Burners, Stainless Steel	1,649	1,849
Discontinues April			
NEW NGM8659UC	36" Gas Cooktop, 5 Burners, Stainless Steel	1,699	1,899
Launching April			

This price list supersedes all previous price lists. Prices listed herein do not include applicable state or local taxes.

Model Number	Description	MAP	MSRP
--------------	-------------	-----	------

All Bosch Benchmark Series Gas Cooktops Include the Following Features:

- 5 Burners
- FlameSelect® (9 Power Levels)
- OptiSim® Burner
- Bosch Exclusive Dual Ring Power Burner
- Stainless Steel Appearance Knobs
- Up-Front Centralized Controls
- Continuous Cast Iron Grates
- Dishwasher-safe Grates
- LP Kit Included
- See All Pan Accessories on Page 8-13.-8-13

Benchmark Series

30" Gas Cooktop

- 18K BTU Max
- LED Power Level/Residual Heat Indication Display
- Black Glass Control Panel

LR: 6,000 BTU		RR: 10,300 BTU
LF: 3,400 BTU	C: 18,000 BTU	RF: 6,000 BTU



NGMP058UC/NGMP059UC

FlameSelect

NGMP058UC 30" Gas Cooktop, 5 Burners, Stainless Steel 1,849 2,049

Discontinues April

NEW NGMP059UC 30" Gas Cooktop, 5 Burners, Stainless Steel 1,899 2,099

Launching April

30" Gas Cooktop

- 14.3K BTU Max
- Smooth Glass Cooking Surface
- Electronic Ignition
- Flame Failure Safety Device
- Install Flush or Surface Mounted

LR: 6,000 BTU		RR: 10,300 BTU
LF: 3,400 BTU	C: 14,300 BTU	RF: 6,000 BTU



NGMP077UC

FlameSelect

NGMP077UC 30" Gas Cooktop, 5 Burners, Gray Tempered Glass 1,899 2,099

36" Gas Cooktop

- Dual-Stack Center Burner
- 20K BTU Max
- Recessed Burner Areas
- Metal Knobs
- Automatic Re-Ignition
- Red LED Lights Indicate Burners Are On

LR: 10,000 BTU		RR: 5,500 BTU
LF: 12,000 BTU	C: 20,000 BTU	RF: 12,000 BTU



NGMP656UC

NGMP656UC 36" Gas Cooktop, 5 Burners, Stainless Steel 1,799 1,999

Legacy

This price list supersedes all previous price lists. Prices listed herein do not include applicable state or local taxes.

Model Number	Description	MAP	MSRP
--------------	-------------	-----	------

Benchmark Series

36" Gas Cooktop

- 18K BTU Max
- LED Power Level/Residual Heat Indication Display
- Black Glass Control Panel

LR: 6,000 BTU		RR: 10,300 BTU
LF: 3,400 BTU	C: 18,050 BTU	RF: 6,000 BTU



NGMP658UC/ NGMP659UC

FlameSelect

NGMP658UC **36" Gas Cooktop, 5 Burners, Stainless Steel** **1,949 2,149**

Discontinues April

NEW NGMP659UC **36" Gas Cooktop, 5 Burners, Stainless Steel** **1,999 2,199**

Launching April

36" Gas Cooktop

- 14.3K BTU Max
- Smooth Glass Cooking Surface
- Electronic Ignition
- Flame Failure Safety Device
- Install Flush or Surface Mounted

LR: 6,000 BTU		RR: 10,300 BTU
LF: 3,400 BTU	C: 14,300 BTU	RF: 6,000 BTU















NGMP677UC

FlameSelect

NGMP677UC **36" Gas Cooktop, 5 Burners, Gray Tempered Glass** **2,049 2,299**

This price list supersedes all previous price lists. Prices listed herein do not include applicable state or local taxes.

Model Number	Description			MAP	MSRP						
Accessories for Cooktops						Cooktops				Rangetops	
						Induction	Electric	Mainline Gas	Benchmark Gas	30"	36"
	HEZ298107	Wok Ring for FlameSelect® Gas Cooktops	69	79			• ¹	• ¹			
	HEZ298102	Wok Ring—Attaches to Grates	69	79			• ²	• ²			
	HEZ9GW23UC	Industrial-Style Wok Ring for 30" Gas Rangetop	69	79					•		
	Stainless Steel Pan with Aluminum Core Optimized for Cooking with AutoChef® Element • Superior Heat Distribution				•	•	•	•	•	•	
	HEZ390210	8" Pan for 6" Element	89	99							
	HEZ390220	9" Pan for 7" Element	99	109	•	•	•	•	•	•	
	Stainless Steel Pan with Aluminum Core Optimized for Cooking with AutoChef® Element • Superior Heat Distribution				•	•	•	•	•	•	
	HEZ390230	10" Pan for 8" and 9" Elements	119	139							
	Teppanyaki Works on Electric and Induction Cooking Surfaces • Optimized for Cooking on Induction Cooktops				•	•					
	HEZ390512	Teppanyaki	369	409							
	Non-Stick Induction Grill Non-Stick Cast Aluminum with a Thick Ferromagnetic Base • Ideal for Grilling Meats, Seafood and Vegetables				• ³						
	HEZ9GR37UC	17" x 9" Grill Pan	249	279							
	HEZ9GR41UC	Industrial-Style Griddle for 30" and 36" Gas Rangetops	229	259					•	•	
	NEW HEZ9GR58UC	Griddle Plate for Gas Cooktops	229	259			•	•			
	HEZ7YZ30UC	9" Stainless Steel Low Backguard for 30" Gas Rangetop	199	219					•		
	HEZ7YZ36UC	9" Stainless Steel Low Backguard for 36" Gas Rangetop	209	229						•	

1 For FlameSelect® NGMP077UC, NGMP677UC Models Only

2 NGM8048UC, NGM8058UC, NGM8648UC, NGM8658UC, NGMP058UC, NGMP658UC Gas Cooktop Models Only

3 NGM8048UC, NGM8058UC, NGM8648UC, NGM8658UC, NGMP058UC, NGMP658UC Gas Cooktop Models Only

This price list supersedes all previous price lists. Prices listed herein do not include applicable state or local taxes.

Model Number	Description	MAP	MSRP
--------------	-------------	-----	------

All Bosch Gas Rangetops Include the Following Features:

- 18K BTU Max
- OptiSim® Burner
- High Efficiency Burners
- Industrial-Style Design
- Porcelain Enameled Cooking Surface
- Large Metal Control Knobs
- Up-Front Centralized Controls
- Continuous Surface Cast Iron Grates
- Dishwasher-Safe Grates
- Electronic Ignition
- Flame Supervision Device
- LP Kit Included

800 Series

30" Gas Rangetop

- 18K BTU Dual Flame Ring Burner
- Two 12K BTU Large Burners
- 5K BTU OptiSim® Simmer Burner



RGM8058UC

LR: 12,000 BTU

RR: 5,000 BTU

LF: 12,000 BTU

RF: 18,000 BTU

RGM8058UC

30" Gas Rangetop, 4 Burners, Stainless Steel

3,149 3,499

36" Gas Rangetop

- Two 18K BTU Dual Flame Ring Burners
- Three 12K BTU Large Burners
- 5K BTU OptiSim® Simmer Burner



RGM8658UC

LR: 12,000 BTU

CR: 12,000 BTU

RR: 5,000 BTU

LF: 18,000 BTU

CF: 12,000 BTU

RF: 18,000 BTU


RGM8658UC

36" Gas Rangetop, 6 Burners, Stainless Steel


3,649 4,049

UNDER-CABINET HOODS/ACCESSORIES


This price list supersedes all previous price lists. Prices listed herein do not include applicable state or local taxes.

Model Number	Description	MAP	MSRP
300 Series			
30" & 36" Under-Cabinet Hood			
<ul style="list-style-type: none">• 5" Height• Slim-Line Styling• 3-Speed Control• 280 CFM		<ul style="list-style-type: none">• 2 Incandescent Lights• Dishwasher-Safe Aluminum Mesh Filters• Ducted or Convertible to Non-Ducted Operation	
		<ul style="list-style-type: none">• 7" Round and 3 1/4" x 10" Duct Transitions Included• Horizontal or Vertical Ducting	
			
DUH30152UC			
DUH30152UC	30" Stainless Steel, 280 CFM Blower	549	649
DUH36152UC	36" Stainless Steel, 280 CFM Blower	599	699






500 Series

30" & 36" Under-Cabinet Hood			
<ul style="list-style-type: none">• 5" Height• Slim-Line Styling• 4-Speed Control• 400 CFM		<ul style="list-style-type: none">• 2 Halogen Lights (Not Included)• Dishwasher-Safe Aluminum Mesh Filters• Ducted or Convertible to Non-Ducted Operation	
		<ul style="list-style-type: none">• 7" Round and 3¼" x 10" Duct Transitions Included• Horizontal or Vertical Ducting	
			
DUH30252UC			
DUH30252UC	30" Stainless Steel, 400 CFM Blower	699	799
DUH36252UC	36" Stainless Steel, 400 CFM Blower	749	849

800 Series

30" and 36" Professional-Style Under-Cabinet Hood			
<ul style="list-style-type: none">• 11" Height• Professional Styling• 2-Speed Control• 600 CFM		<ul style="list-style-type: none">• 2 Incandescent Lights• Deep Capture Area• Dishwasher-Safe Aluminum Mesh Filters	
		<ul style="list-style-type: none">• Adaptable for Recirculation Option (Add 4" to Height of Hood)• Horizontal or Vertical Ducting	
			
DPH30652UC			
DPH30652UC	30" Stainless Steel, 600 CFM Blower	1,199	1,349
DPH36652UC	36" Stainless Steel, 600 CFM Blower	1,249	1,399

Accessories for Under-Cabinet Hoods

					DUH		DPH		
					30"	36"	30"	36"	
	DHZ3002UC	Recirculation Kit/Charcoal Filter Kit,	119	139	•				
	DHZ3602UC	Recirculation Kit/Charcoal Filter Kit,	119	139		•			
	DRZ3052UC	4" High, External Recirculation Kit, (Includes Charcoal Filters)	319	359			•		
	DRZ3652UC	4" High, External Recirculation Kit, (Includes Charcoal Filters)	319	359				•	
	DHZ3052UC	Replacement Charcoal Filters, 30" and 36" DPH Series	119	139			•	•	

ISLAND HOODS/ACCESSORIES

This price list supersedes all previous price lists. Prices listed herein do not include applicable state or local taxes.

Model Number	Description	MAP	MSRP
--------------	-------------	-----	------

800 Series

Slim Profile Box Canopy Island Hood




- 600 CFM
- Four-Speed Electronic Control with White and Red LCD Display
- Kitchen Timer
- Clean Filter Reminder
- Auto On/Heat Sensor
- Four 20 W Halogen Lights
- Three Anodized Aluminum Mesh Filters with Stainless Steel Bosch Design Covers and Metal Latch
- Vertical Ducting with 8" Round Duct
- Backdraft Damper and Transition Included
- Recirculation Kit Available as an Accessory
- Extension Kit for Ceilings 9' to 11' 6" Available as an Accessory



HIB82651UC

HIB82651UC **42" Island Hood, 600 CFM** **2,299 2,549**

Accessories for Island Hoods

					HIB
					42"
	Island Hood Extension Kit <ul style="list-style-type: none"> • Fits Ceilings From 9' to 11' 6" in Height • Stainless Steel Flue Extensions and Inner Structure Parts Included. 				•
HCIEXT5UC	Island Hood Extension Kit	539	599		
	Box/Pyramid/Glass Canopy Chimney Hood Recirculation Kit				•
HCREC5UC		119	139		
	Island Hood Recirculation Kit				•
HIREC5UC		109	119		

CHIMNEY WALL HOODS

This price list supersedes all previous price lists. Prices listed herein do not include applicable state or local taxes.

Model Number	Description	MAP	MSRP
--------------	-------------	-----	------

All Bosch Chimney Wall Hoods Include the Following Features:

- Kitchen Timer
- Clean Filter Reminder
- Auto On/Heat Sensor
- Anodized Aluminum Mesh Filters
- Vertical Ducting with 8" Round Duct
- Backdraft Damper and Transition Included
- Recirculation Kit Available as an Accessory
- Extension Kit for Ceilings 9'-11' 6" Available as an Accessory

300 Series

ENERGY STAR® Certified Pyramid Canopy Chimney Hood

- 300 CFM
- Three-Speed Electronic Control with White and Red LCD Display
- Two Bright LED Lights

HCP34E52UC	24" Pyramid Canopy Chimney Hood, 300 CFM	1,099	1,249
HCP30E52UC	30" Pyramid Canopy Chimney Hood, 300 CFM	1,199	1,349
HCP36E52UC	36" Pyramid Canopy Chimney Hood, 300 CFM	1,299	1,449



HCP34E52UC

500 Series

Box Canopy Chimney Hood

- 600 CFM
- Four Speed Electronic Control with White and Red LCD Display
- Two 40 W Halogen Lights

HCB50651UC	30" Box Canopy Chimney Hood, 600 CFM	1,549	1,749
HCB56651UC	36" Box Canopy Chimney Hood, 600 CFM	1,649	1,849



HCB50651UC

Pyramid Canopy Chimney Hood

- Home Connect®
- 600 CFM
- Cooktop Hood Control
- Four Speed Electronic Control with White and Red LCD Display
- Two Bright LED Lights

HCP50652UC	30" Pyramid Canopy Chimney Hood, 600 CFM	1,549	1,749
HCP56652UC	36" Pyramid Canopy Chimney Hood, 600 CFM	1,649	1,849



HCP50652UC

800 Series

Pyramid Canopy Chimney Hood

- Black Stainless Steel Guards Against Surface Scratches and Fingerprints
- 600 CFM
- Four Speed Electronic Control with White and Red LCD Display
- Two 40 W Halogen Lights

HCP80641UC	30" Pyramid Chimney, 600 CFM, Black Stainless	1,399	1,549
HCP86641UC	36" Pyramid Chimney, 600 CFM, Black Stainless	1,549	1,749



HCP80641UC

CHIMNEY WALL HOODS/ACCESSORIES

This price list supersedes all previous price lists. Prices listed herein do not include applicable state or local taxes.

Model Number	Description	MAP	MSRP
--------------	-------------	-----	------

Benchmark Series








Glass Canopy Chimney Hood

- Anodized Aluminum Mesh Filter with Stainless Steel Bosch Design Cover and Metal Latch
- Four Speed Electronic Control with White and Red LCD Display
- Clean Filter Reminder
- Two 40 W Halogen Lights
- 600 CFM





HCG56651UC **36" Glass Canopy Chimney Hood, 600 CFM** **2,099** **2,349** HCG56651UC

Accessories for Chimney Wall Hoods




					HCB/Box	HCP/Pyramid	HCG/Glass Canopy
	Chimney Wall Hood Extension Kit. • Fits Ceilings From 9' to 11' 6" in Height • Stainless Steel Flue Extensions and Inner Structure Parts Included						
	HCBEXT5UC Box Canopy Chimney Hood Extension Kit, Stainless Steel	319	359		•		
	HCGEXT5UC Glass Canopy Chimney Hood Extension Kit	319	359				•
	HCPEXT4UC Pyramid Canopy Chimney Hood Extension Kit, Black Stainless Steel	539	599			•	
	HCPEXT5UC Pyramid Canopy Chimney Hood Extension Kit, Stainless Steel	319	359			•	
	HCIFILTUC Box/Pyramid/Glass Canopy Chimney Hood Filter Kit	119	139		•	•	•
	HCREC5UC Box/Pyramid/Glass Canopy Chimney Hood Recirculation Kit	119	139		•	•	•

PULL-OUT HOOD/ACCESSORIES

This price list supersedes all previous price lists. Prices listed herein do not include applicable state or local taxes.

Model Number	Description	MAP	MSRP
500 Series			
Integrated Stainless Pull-Out Range Hood			
<ul style="list-style-type: none"> • 400 CFM • Electronic Control with White LCD Display • Kitchen Timer • Clean Filter Reminder 	<ul style="list-style-type: none"> • Three Fan Speeds with Intensive Speed • Two Bright LED Lights • Two Anodized Aluminum Mesh Filters • Vertical Ducting with 6" Round Duct 	<ul style="list-style-type: none"> • Backdraft Damper and Transition Included • Recirculation/Charcoal Kit Available as an Accessory • 110 V UL Rated with 120 V 3-Prong Plug 	 HUI54452UC
HUI54452UC	24" Pull-Out Hood, 400 CFM	919	1,049
Integrated Stainless Pull-Out Range Hood			
<ul style="list-style-type: none"> • 300 CFM – (30" Width) • 500 CFM – (36" Width) • Three Speed Slider Switch Control • Two 20 W Halogen Lights • Four Aluminum Mesh Filters 	<ul style="list-style-type: none"> • Removable Stainless Steel Front Visor Panel That Can Be Replaced with a Custom Strip (Not Provided) • 6" Round Duct • Vertical and Horizontal Discharge 	<ul style="list-style-type: none"> • 120 V Junction Box Direct Wire • CFM Reducer Kit Available as Accessory • Non-Duct Recirculation Kit Available as Accessory (Vent Grate Cover Included with Hood) 	 HUI56551UC
HUI50351UC	30" Pull-Out Hood, 300 CFM, Stainless Steel	949	1,049
HUI56551UC	36" Pull-Out Hood, 500 CFM, Stainless Steel	999	1,099

Accessories for Pull-Out Hoods

				HUI54452UC	HUI50351UC	HUI56551UC
	Recirculation Kit/Charcoal Filter Accessory Kit For HUI50351UC and HUI56551UC Models • Absorbs Odors with High Quality Heavy Duty Charcoal Filters • For Recirculation, Non-Vented Installations HUIF06UC	Non-Duct Recirculation Accessory Kit/Charcoal Filter Accessory Kit	109	119	•	•
	CFM Reducer Accessory Kit For HUI56551UC Model • Reduces CFM to Under 300 • Converts a 6" Round Duct to a 5" Round Duct • Check Your Local Code and Regulations for Make-Up Air Requirements HUIRED56UC	CFM Reducer Accessory Kit, Reduces CFM to Under 300 CFM	59	69		•
	Recirculation/Charcoal Kit for HUI54452UC – 24" Pull-Out Hood HVREC5UC	Pull-Out Hood Recirculation/Charcoal Filter Accessory Kit	109	119	•	

This price list supersedes all previous price lists. Prices listed herein do not include applicable state or local taxes.

Model Number	Description	MAP	MSRP
--------------	-------------	-----	------

ALL NEW Bosch Custom Insert Range Hoods Include the Following Features:

- Two LED Lights
- Dishwasher-safe Aluminum Filter
- 15 Amps
- Mesh with Stainless Steel Cover
- 120 V
- Plug Type: Hardwire


300 Series

Custom Insert Range Hood

- 300 CFM
- Home Connect®
- Vertical Ducting with 6" Round Duct
- Touch Control



HUI34253UC

HUI34253UC	24" Custom Insert Hood, 300 CFM	899	999	
HUI30253UC	30" Custom Insert Hood, 300 CFM	949	1,049	
HUI36253UC	36" Custom Insert Hood, 300 CFM	999	1,099	



HUI30253UC



HUI36253UC




800 Series

Custom Insert Range Hood

- 600 CFM
- Home Connect®
- Vertical Ducting with 8" Round Duct
- Touch Control



HUI80553UC

HUI80553UC	30" Custom Insert Hood, 600 CFM	1,299	1,449	
HUI86553UC	36" Custom Insert Hood, 600 CFM	1,399	1,549	





HUI86553UC



CUSTOM INSERT ACCESSORIES

This price list supersedes all previous price lists. Prices listed herein do not include applicable state or local taxes.

Model Number	Description	MAP	MSRP
--------------	-------------	-----	------

Accessories for Custom Insert Range Hoods				HUI34253UC	HUI30253UC	HUI36253UC	HUI80553UC	HUI86553UC
	HUIFILT0UC	Charcoal Filter Kit for 30" Custom Inserts HUI30253UC, and HUI80553UC	109 119		•		•	
	HUIFIL46UC	Charcoal Filter Kit for 24" Custom Insert HUI34253UC and 36" Custom Inserts HUI36253UC, and HUI86553UC	109 119	•		•		•

This price list supersedes all previous price lists. Prices listed herein do not include applicable state or local taxes.

Model Number	Description	MAP	MSRP
--------------	-------------	-----	------

800 Series

Downdraft Ventilation

- Design Matched for Use In Combination with Bosch Cooktops
 - 12" Telescopic Chimney Rise
 - Preserves Clean Sight Lines When Not In Use
 - Stainless Steel
 - Six Possible Discharge Connections to Fit Your Kitchen Design Allowing Flexibility to Exhaust At Sides, Front, Rear or Downward (Additional Accessories May Be Required Depending on Installation, See Manual)
 - Sleek Front Panel Conceals Mesh Filters, Giving a Timeless Aesthetic and Acts as a Splatter Guard While Cooking
 - Dishwasher-Safe Aluminum Mesh Filters
 - 3-Speed Control
- May Be Required to Complete the Installation Depending on Exhaust Direction & Blower Chosen:*
- Downdraft Transitions (HDDSTRAN6, HDDSTRAN8, HDDFTRAN6, HDDFTRAN8, HDD2RECTD, HDDSTRAN2 see page 10-9)
 - Recirculation Possible, Accessory Sold Separately (HDDREC5UC see page 10-10)
 - Gas Cooktop Seal Kit Sold Separately (Required For Installation with Gas Cooktops see page 10-10).
- Required to Complete the Installation: Blower Options, Sold Separately*
- 600 CFM Remote (DHR1FZUC), and Inline (DHI1FZUC) Blower



HDD86051UC

HDD80051UC	30" Downdraft, Optional Blower	1,699	1,899
HDD86051UC	36" Downdraft, Optional Blower	1,749	1,949







NOTE: Transition required and sold separately for all remote and inline blower installations.

Accessories for Downdraft-Blowers

					HDD86051UC	HDD80051UC
	DHG602DUC	600 CFM Flexible Blower for HDD86051UC and HDD80051UC Bosch Downdrafts Only 8" Round Exhaust	739	849	•	•
	DHI1FZUC	600 CFM Inline Blower	689	799	•	•
	DHR1FZUC	600 CFM Remote Blower for HDD86051UC and HDD80051UC Bosch Downdrafts Only 6" Round Exhaust	729	849	•	•
	EXTNCB25W	25-ft Remote & Inline Blower Extension Cable	See Thermador Price List		•	•
	EXTNSET4	3-pc extension set for Inline and remote blowers	See Thermador Price List		•	•
		For older generation blowers when paired with new generation blowers				
		Compatible with Remote Blower DHR1FZUC and Inline Blower DHI1FZUC				







DOWNDRAFT ACCESSORIES

This price list supersedes all previous price lists. Prices listed herein do not include applicable state or local taxes.

Model Number	Description	MAP	MSRP		
Accessories for Downdraft—Transitions					
The Below Transitions May Be Required to Complete the Installation of HDD80051UC and HDD86051UC Depending on the Discharge Connection Chosen in Combination with the Downdraft Blower Selected (See Installation Manual) • For Use with Inline and Remote Blowers				HDD86051UC	HDD80051UC
	HDD2RECTD 2' Rectangular Duct Rectangular Duct That Is 2' Long x 1 7/8" Deep x 19" Wide Ability to Use as an Extension to Exhaust through a Cabinet or Wall. To Modify Length, Duct May Be Cut. HDDSTRAN6 or HDDSTRAN8 May Be Used to Connect HDD2RECTD to Round Ductwork HDDSTRAN2 Required to Attach Duct to Downdraft Housing	89	99	•	•
	HDDSTRAN2 Transition for Rectangular Duct Required to Attach HDD2RECTD 2' Rectangular Duct to Downdraft Housing	69	79	•	•
	HDDFTRAN6 6" Round Front Plate Front Rough-In Plate for Front Exhaust Applications	79	89	•	•
	HDDFTRAN8 8" Round Front Plate for Downdraft Front Rough-In Plate for Front Exhaust Applications	79	89	•	•
	HDDSTRAN6 6" Side/Rear Transition Rectangular 1 7/8" X 19" Transition to 6" Round for Side and Rear Exhaust Applications	139	159	•	•
	HDDSTRAN8 8" Side/Rear Transition Rectangular 1 7/8" X 19" Transition to 8" Round for Side and Rear Exhaust Applications	139	159	•	•

DOWNDRAFT ACCESSORIES

This price list supersedes all previous price lists. Prices listed herein do not include applicable state or local taxes.

Model Number	Description		MAP	MSRP			
Accessories for Downdraft					HDD86051UC	HDD80051UC	
	Downdraft Recirculation Kit <ul style="list-style-type: none">Enables Non-Ducted Downdraft Installation by Allowing Filtered Air to Re-Enter the Kitchen after Passing Through a Charcoal FilterIncludes Recirculation Module, Charcoal Filter and Metal Grill Vent PlateRecirculation Module Works In Wall or Island ApplicationsMounts to Cabinet Base, Recesses into Toe Kick/Socket AreaFits In Toe-Kick/Socket Heights of 4" or TallerModule and Grill Vent Plate Can Be Placed So Air Does Not Hit FeetDowndraft and Internal Blower Sold SeparatelyTo Be Used Only with Bosch Downdrafts and BlowersMay Bypass the Need to Supply Make Up Air, Subject to Local Code						
	HDDREC5UC	Recirculation Kit for Downdraft Replace Filters Every 3-6 Months, Depending on Usage, with HDDFILTUC	479	529	•	•	
	HDDFILTUC	Charcoal Filter Replacement for Recirculation Kit for Downdraft	89	99	•	•	
	Gas Cooktop Seal Kit <ul style="list-style-type: none">For Use with 36" HDD86051UC and 30" HDD80051UC DowndraftsRequired for Installation with Gas CooktopsIncludes Trim Bracket, Seal, and 2 Metal Grills						
	HDD0RSP	30" Gas Cooktop Seal Kit for Downdraft	89	99	•	•	
	HDD6RSP	36" Gas Cooktop Seal Kit for Downdraft	89	99	•	•	
	HDDTRIM30S	Trim accessory for 30" downdraft	49	59		•	
	HDDTRIM36S	Trim accessory for 36" downdraft	49	59	•		

12029918 5-9

B

B09IB91NSP 1-5
 B18IF905SP 1-8
 B24CB50ESS 1-5
 B24CB80ESB 1-6
 B24CB80ESS 1-6
 B24CB80ESW 1-6
 B30BB935SS 1-7
 B30IB905SP 1-7
 B30IR905SP 1-8
 B36BT935NS 1-7
 B36CD50SNB 1-2
 B36CD50SNS 1-2
 B36CL80ENS 1-3
 B36CL80SNS 1-3
 B36CL81ENG 1-3
 B36CL81ENW 1-3
 B36CT80SNB 1-4
 B36CT80SNS 1-4
 B36CT81ENS 1-4
 B36FD50SNB 1-1
 B36FD50SNS 1-1
 B36HNDL800 1-9
 B36IT905NP 1-7
 BCM8450UC 4-1
 BFL18IF800 1-9
 BFL30IR800 1-9
 BORPLFTR30 1-9
 BORPLFTR55 1-9

D

DHG602DUC 10-8
 DHI1FZUC 10-8
 DHR1FZUC 10-8
 DHZ3002UC 10-1
 DHZ3052UC 10-1
 DHZ3602UC 10-1
 DPH30652UC 10-1
 DPH36652UC 10-1
 DRZ3052UC 10-1
 DRZ3652UC 10-1
 DUH30152UC 10-1
 DUH30252UC 10-1
 DUH36152UC 10-1
 DUH36252UC 10-1

E

EXTNCB25W 10-8
 EXTNSET4 10-8

F

FPETHKT50 1-9
 FPETHRF50 1-9

H

HBE5453UC 7-1
 HBL57M52UC 7-3
 HBL87M53UC 7-6
 HBL5344UC 7-2
 HBL5351UC 7-2
 HBL5451UC 7-2
 HBL5551UC 7-2
 HBL5651UC 7-3
 HBL5754UC 7-3
 HBL8443UC 7-4
 HBL8444LUC 7-5
 HBL8444RUC 7-5
 HBL8454UC 7-4
 HBL8642UC 7-5
 HBL8651UC 7-5
 HBL8743UC 7-6
 HBL8753UC 7-6
 HBLP451LUC 7-7
 HBLP451RUC 7-7
 HBLP454UC 7-7
 HBLP651LUC 7-8
 HBLP651RUC 7-8
 HBLP651UC 7-8
 HBLP752UC 7-9
 HBN8451UC 7-4
 HBN8651UC 7-5
 HCB50651UC 10-3
 HCB56651UC 10-3
 HCBEXT5UC 10-4
 HCG56651UC 10-4
 HCGEXT5UC 10-4
 HCIEXT5UC 10-2
 HCIFILTUC 10-4
 HCP30E52UC 10-3
 HCP34E52UC 10-3
 HCP36E52UC 10-3
 HCP50652UC 10-3
 HCP56652UC 10-3
 HCP80641UC 10-3
 HCP86641UC 10-3
 HCPEXT4UC 10-4
 HCPEXT5UC 10-4
 HCREC5UC 10-2, 10-4
 HDD0RSP 10-10
 HDD2RECTD 10-9
 HDD6RSP 10-10
 HDD80051UC 10-8
 HDD86051UC 10-8
 HDDFILTUC 10-10

HDDFTRAN6 10-9
 HDDFTRAN8 10-9
 HDDREC5UC 10-10
 HDDSTRAN2 10-9
 HDDSTRAN6 10-9
 HDDSTRAN8 10-9
 HDDTRIM30S 10-10
 HDDTRIM36S 10-10
 HDI8056U 5-7
 HDIP056U 5-7
 HDS8045U 5-3
 HDS8055U 5-3
 HDS8645U 5-3
 HDS8655U 5-3
 HDZBS301 5-10
 HDZIT301 5-10
 HEATKITB82 1-9
 HEI8046U 5-5
 HEI8056U 5-5
 HEIP056U 5-5
 HEZ7YZ30UC 8-13
 HEZ7YZ36UC 8-13
 HEZ8LLUC 5-9
 HEZ8TK30UC 5-9
 HEZ8TK36UC 5-9
 HEZ8YZ04UC 5-8
 HEZ8YZ30UC 5-8
 HEZ8YZ36UC 5-8
 HEZ8ZZ30UC 5-8
 HEZ8ZZ36UC 5-8
 HEZ9GR37UC 5-10, 8-13
 HEZ9GR41UC 5-8, 8-13
 HEZ9GR58UC 8-13
 HEZ9GW23UC 5-8, 8-13
 HEZ9LLUC 5-9
 HEZ9TK30UC 5-9
 HEZ9TK36UC 5-9
 HEZ9YZ04UC 5-8
 HEZ9YZ30UC 5-8
 HEZ9YZ36UC 5-8
 HEZ9ZZ30UC 5-8
 HEZ9ZZ36UC 5-8
 HEZ298102 5-10, 8-13
 HEZ298107 8-13
 HEZ390210 5-10, 8-13
 HEZ390220 5-10, 8-13
 HEZ390230 5-10, 8-13
 HEZ390512 5-10, 8-13
 HEZBS301 5-10
 HEZCMT3050 4-1
 HEZGR301 5-10
 HEZTR301 5-10, 7-10
 HGI8046UC 5-6
 HGI8056UC 5-6
 HGIP056UC 5-6

HGS8045UC	5-2	NET8069UC	8-5	SGZ1052UC	2-14
HGS8055UC	5-2	NET8669SUC	8-5	SGZ9091UC	2-14
HGS8645UC	5-2	NET8669UC	8-5	SHE3AEE5N	2-1
HGS8655UC	5-2	NETP069SUC	8-6	SHE3AEM2N	2-1
HGZBS301	5-10	NETP669SUC	8-6	SHE3AEM5N	2-1
HGZIT301	5-10	NGM3050UC	8-7	SHE3AEM6N	2-1
HIB82651UC	10-2	NGM3051UC	8-7	SHE4AEM2N	2-2
HII8047U	5-4	NGM3450UC	8-7	SHE4AEM5N	2-2
HII8057U	5-4	NGM3650UC	8-7	SHE4AEM6N	2-2
HIIP057U	5-4	NGM5058UC	8-8	SHE53B75UC	2-4
HIREC5UC	10-2	NGM5059UC	8-8	SHE53C82N	2-5
HIS8055U	5-1	NGM5453UC	8-8	SHE53C85N	2-5
HIS8655U	5-1	NGM5458UC	8-8	SHE53C86N	2-5
HMB50152UC	6-3	NGM5658UC	8-8	SHE53CE5N	2-6
HMB57152UC	6-3	NGM5659UC	8-8	SHE89PW75N	2-10
HMC54151UC	6-4	NGM8048UC	8-9	SHP9PCM5N	2-11
HMC80152UC	6-4	NGM8049UC	8-9	SHP65CM2N	2-7
HMC80242UC	6-4	NGM8058UC	8-9	SHP65CM5N	2-7
HMC80252UC	6-4	NGM8059UC	8-9	SHP65CM6N	2-7
HMC87152UC	6-4	NGM8646UC	8-9	SHP78CM2N	2-9
HMCP0252UC	6-4	NGM8656UC	8-9	SHP78CM4N	2-9
HMD8053UC	6-3	NGM8658UC	8-10	SHP78CM5N	2-9
HMD8451UC	6-3	NGM8659UC	8-10	SHP78CM6N	2-9
HMV3053U	6-1	NGMP058UC	8-11	SHS53CD2N	2-6
HMV3054U	6-1	NGMP059UC	8-11	SHS53CD5N	2-6
HMV5053U	6-1	NGMP077UC	8-11	SHV4AEB3N	2-2
HMV8044U	6-2	NGMP656UC	8-11	SHV9PCM3N	2-11
HMV8045U	6-2	NGMP658UC	8-12	SHV53CM3N	2-5
HMV8053U	6-2	NGMP659UC	8-12	SHV78B73UC	2-8
HMV8054U	6-2	NGMP677UC	8-12	SHV78CM3N	2-9
HMVP053U	6-2	NIT5060UC	8-1	SHV89PW73N	2-10
HMVP054U	6-2	NIT5460UC	8-1	SHX5AEM2N	2-3
HSLP451UC	7-8	NIT5660UC	8-1	SHX5AEM4N	2-3
HSLP751UC	7-9	NIT8060SUC	8-2	SHX5AEM5N	2-3
HUI30253UC	10-6	NIT8060UC	8-2	SHX5AEM6N	2-3
HUI34253UC	10-6	NIT8660SUC	8-2	SHX9PCM5N	2-11
HUI36253UC	10-6	NIT8660UC	8-2	SHX53CM5N	2-5
HUI50351UC	10-5	NITP060SUC	8-3	SHX65CM5N	2-7
HUI54452UC	10-5	NITP060UC	8-3	SHX78B75UC	2-8
HUI56551UC	10-5	NITP660SUC	8-3	SHX78CM2N	2-9
HUI80553UC	10-6	NITP660UC	8-3	SHX78CM4N	2-9
HUI86553UC	10-6			SHX78CM5N	2-9
HUIF06UC	10-5	R		SHX78CM6N	2-9
HUIFIL46UC	10-7	RGM8058UC	9-1	SHX89PW75N	2-10
HUIFILT0UC	10-7	RGM8658UC	9-1	SMZ3IN1UC	2-15
HUIRED56UC	10-5			SMZ1008UC	2-14
HVREC5UC	10-5	S		SMZ4000UC	2-14
HWD5051UC	7-10	SGE53C52UC	2-13	SMZ4026	2-14
HWD5751UC	7-10	SGE53C55UC	2-13	SMZ5000	2-14
		SGE53C56UC	2-13	SMZ5002UC	2-14
N		SGE78C55UC	2-13	SMZ5003	2-14
NEM5066UC	8-4	SGV78C53UC	2-13	SMZ5400	2-14
NEM5466UC	8-4	SGX78C55UC	2-13	SMZCD200UC	2-14
NEM5666UC	8-4	SGZ1010UC	2-14	SMZEPCC1UC	2-15
NET8069SUC	8-5			SMZPCJB1UC	2-15

SMZSH1ABUC	2-15
SPE53B52UC.....	2-12
SPE53B56UC.....	2-12
SPE53C52UC	2-12
SPE53C55UC	2-12
SPE53C56UC	2-12
SPX68B55UC.....	2-13

W

WAW285H1UC.....	3-1
WAW285H2UC.....	3-2
WGA12400UC.....	3-1
WGB24600UC	3-2
WMZ20600	3-5
WMZPW20W.....	3-5
WQB245B0UC	3-4
WTG865H4UC	3-4
WTG86403UC.....	3-3
WTW87NH1UC	3-3
WTZ11400UC	3-5
WTZ20410UC	3-5
WTZPA20UC	3-5
WTZPA30US	3-5
WTZPW20D	3-5
WTZSB30UC.....	3-5

Bosch Home Appliances
North America Corporate Office
1.800.944.2904
www.bosch-home.com/us

©2023 BSH Home Appliances Corporation. All rights reserved. Bosch is a registered trademark of Robert Bosch GmbH.

All information presented herein is based on data available at the time of printing and is subject to change without notice.

For immediate installation dimensions by fax, use your handset and call 1.775.833.3600. Use Code #8317 for a directory of Bosch products.

20-BSH-0914.3