



BOSCH

Invented for life



Mainline & Benchmark Consumer Price List

Q4 2021



Mainline & Benchmark Consumer Price List



Q4 2021

Refrigeration	1-1	Mainline Ovens	11-1
French Door Refrigerator	1-1	Built-In Ovens	11-1
Bottom Freezer	1-5	Built-In Warming Drawers	11-7
Benchmark Refrigeration	2-1	Benchmark Ovens	12-1
Built-In Bottom Freezer	2-1	Built-In Ovens	12-1
Built-In French Door Bottom Freezer	2-2	Built-In Steam Convection Oven	12-2
Built-In Single Door	2-3	Built-In Combination Ovens	12-3
Accessories	2-4	Built-In Speed Ovens	12-3
		Accessories	12-4
Mainline Dishwashers	3-1	Mainline Cooktops	13-1
Dishwashers	3-1	Induction	13-1
ADA-Height Dishwashers	3-7	Electric	13-3
Benchmark Dishwashers	4-1	Gas	13-5
Accessories	4-2	Rangetops	14-1
Laundry	5-1	Rangetops	14-1
Washers	5-1	Benchmark Cooktops	15-1
Dryers	5-3	Induction	15-1
Accessories	5-5	Electric	15-2
Coffee Machine	6-1	Gas	15-3
Built-In	6-1	Accessories	15-5
Mainline Ranges	7-1	Mainline Ventilation	16-1
Freestanding Ranges	7-1	Under-Cabinet Hoods/Accessories	16-1
Slide-In Ranges	7-3	Island Hoods/Accessories	16-2
Benchmark Ranges	8-1	Chimney Wall Hoods	16-3
Slide-In Ranges	8-1	Chimney Wall Hood Accessories	16-4
Accessories	8-3	Pull-Out Hood/Accessories	16-5
Microwaves	9-1	Custom Inserts/Accessories	16-6
Over-the-Range Microwave Ovens	9-1	Downdraft/Accessories	16-7
Built-In Microwave Ovens	9-2	Index	17-1
Benchmark Microwaves	10-1	Index	17-1
Over-the-Range Microwave Oven	10-1		

FRENCH DOOR REFRIGERATOR

This price list supersedes all previous price lists. Prices listed herein do not include applicable state or local taxes.

Model Number	Description	MAP	MSRP
--------------	-------------	-----	------

All Bosch Freestanding French Door Refrigerators Include the Following Features:

- ENERGY STAR® Certified
- Hidden Hinges
- Door Alarm
- SuperCool/SuperFreeze®
- LED Lighting
- Gallon Door Storage Bins

300 Series

36" Side-by-Side—Stainless Steel

- 20.2 cu.ft.
- Counter Depth
- Fingerprint-Resistant Stainless Steel
- MultiAirFlow™ Circulation System
- Easy Access Glass Shelf
- Tempered Glass Shelves
- Transparent Storage
- SoftClose® Doors
- MultiBox Storage Drawers
- Dispenser Control Lock
- Egg Tray

B20CS30SNS

Stainless Steel, Bar Handle

2,199 2,449



B20CS30SNS



500 Series

36" Freestanding Counter-Depth French Door Refrigerator, External Water and Ice—Stainless Steel

- Home Connect™ Features
- 21.6 cu.ft.
- True Counter Depth
- 70" Height
- Easy to Clean Stainless Steel
- Built-In Look
- Stainless Steel Back Wall
- MultiAirFlow®
- Adjustable Tempered Glass Shelving
- Humidity Controlled Crisper Drawers
- Full-Width Chiller Drawer
- UltraClarityPro™ Water Filter
- External Ice and Water Dispenser
- Freezer With Two-Tiered Shelving
- SoftClose. Freezer Closing
- QuickPro Ice System™
- Ice Maker
- Freezer Ice Bin



B36CD50SNS



B36CD50SNB

B36CD50SNS

Stainless Steel, Bar Handle

3,099 3,449

B36CD50SNB

Black Stainless Steel, Bar Handle

3,199 3,549



FRENCH DOOR REFRIGERATOR

This price list supersedes all previous price lists. Prices listed herein do not include applicable state or local taxes.

Model Number	Description	MAP	MSRP
--------------	-------------	-----	------

500 Series

36" Freestanding Standard-Depth French Door Refrigerator, External Water and Ice— Stainless Steel

- Home Connect™ Features
- 26.0 cu.ft.
- True Counter Depth
- 70" Height
- Easy to Clean Stainless Steel
- Stainless Steel Back Wall
- Adjustable garage shelf
- MultiAirFlow®
- Adjustable Tempered Glass Shelving
- Humidity Controlled Crisper Drawers
- Full-Width Chiller Drawer
- UltraClarityPro™ Water Filter
- External Ice and Water Dispenser
- Freezer With Two-Tiered Shelving
- SoftClose. Freezer Closing
- QuickPro Ice System™
- Ice Maker



B36FD50SNS



B36FD50SNB



NEW B36FD50SNS	Stainless Steel, Bar Handle	2,999	3,299
-----------------------	------------------------------------	--------------	--------------

NEW B36FD50SNB	Black Stainless Steel, Bar Handle	3,099	3,449
-----------------------	------------------------------------------	--------------	--------------

Both Available Q1 2022

FRENCH DOOR REFRIGERATOR

This price list supersedes all previous price lists. Prices listed herein do not include applicable state or local taxes.

Model Number	Description	MAP	MSRP
--------------	-------------	-----	------

800 Series

36" Freestanding Counter-Depth French Door Refrigerator—Stainless Steel

- Home Connect™ Features
- 20.5 cu.ft.
- True Counter Depth
- 72" Height
- Dual Compressor and Dual Evaporator
- Easy-To-Clean Stainless Steel
- Built-In Look
- Stainless Steel Back Wall
- MultiAirFlow®
- Automatic VitaFreshPro™
- Dual Temperature and Humidity Controlled Crisper Drawers
- Dual Activated Internal Water Dispenser
- FlexBar™ with shelving accessories
- Full-Width Chiller Drawer
- Freezer With Three-Tiered Shelving
- SoftClose® Drawer Closing
- Ice Maker
- Adjustable Tempered Glass Shelving
- Ice Scoop



B36CL80SNS



B36CL80ENS



<u>B36CL80SNS</u>	Stainless Steel, Bar Handle	3,399	3,749
<u>B36CL80ENS</u>	Stainless Steel, Recessed Handle	3,499	3,849

36" Freestanding Counter-Depth French Door Refrigerator Refreshment Center—Glass on Stainless Steel

- Home Connect™ Features
- 20.5 cu.ft.
- True Counter Depth
- 72" Height
- Dual Compressor and Dual Evaporator
- Glass over Stainless Steel
- Built-In Look
- Stainless Steel Back Wall
- MultiAirFlow®
- Beverage Drawer
- Temperature-controlled middle drawer
- Dual Activated Internal Water Dispenser
- FlexBar™ With Shelving Accessories
- Full-Width Chiller Drawer
- Freezer With Three-Tiered Shelving
- SoftClose® Drawer Closing
- Ice Maker
- Adjustable Tempered Glass Shelving
- Ice Scoop



B36CL81ENG

<u>B36CL81ENG</u>	Glass on Stainless Steel, integrated Handle	4,539	4,999
-----------------------------------	----------------------------------------------------	--------------	--------------



FRENCH DOOR REFRIGERATOR

This price list supersedes all previous price lists. Prices listed herein do not include applicable state or local taxes.

Model Number	Description	MAP	MSRP
--------------	-------------	-----	------

800 Series

36" Freestanding Counter-Depth French Door Refrigerator—Stainless Steel

- Home Connect™ Features
- 20.8 cu.ft.
- True Counter Depth
- 72" Height
- Dual Compressor and Dual Evaporator
- Easy to Clean Stainless Steel
- Built-In Look
- Stainless Steel Back Wall
- MultiAirFlow®
- Automatic VitaFreshPro™
- Dual Temperature and Humidity Controlled Crisper Drawers (individual)
- Dual Activated Internal Water Dispenser
- FlexBar™ with shelving accessories
- Full-Width Chiller Drawer
- Freezer With Three-Tiered Shelving
- SoftClose® Freezer
- Ice Maker
- Adjustable Tempered Glass Shelving
- Ice Scoop



B36CT80SNS



B36CT80SNB



B36CT81ENS



<u>B36CT80SNS</u>	Stainless Steel, Bar Handle	3,199	3,549
<u>B36CT80SNB</u>	Black Stainless Steel, Bar Handle	3,299	3,649
<u>NEW</u> B36CT81ENS	Stainless Steel, Recessed Handle	3,299	3,649
Available Q1 2022			

BOTTOM FREEZER

This price list supersedes all previous price lists. Prices listed herein do not include applicable state or local taxes.

Model Number	Description	MAP	MSRP
All Bosch Counter-Depth Two Door Bottom Freezer Refrigerators Include the Following Features:			
• Counter Depth	• MultiAirFlow™ System	• CoolPaks	
• Reversible Doors	• Spill-Proof Glass Shelves	• Door Alarm	
• Wine Rack	• Removable Freezer Bins	• ENERGY STAR® Certified	

500 Series

24" Freestanding Counter-Depth Two Door Bottom Freezer Refrigerator—Stainless Steel Door

- 11 cu.ft.
- 24"x79" European Style
- Hidden Hinges
- SuperCool/SuperFreeze®
- AirFresh Filter®
- Sidewall LED Lighting
- HydroFresh Humidity-Controlled Crisper
- Telescopic Drawers

B11CB50SSS

Stainless Steel, Bar Handle

2,599 2,899

Note: For model with internal ice maker (B11CB81SSS), see page 1-6.



B11CB50SSS



800 Series

24" Built-In Two Door Bottom Freezer Refrigerator—Custom Panel

- Home Connect™ Features
- 8.4 cu.ft.
- OptiFlex® Hinge
- VitaFreshPro™—Stable Temperature And Humidity Controlled Drawer
- Installs True Flush
- Dual Evaporators
- Recessed LED Theater Lighting
- Garage Shelving
- Full Width Shelving
- Full Extension Drawers
- Electronic Controls
- SuperCool/SuperFreeze®
- Economy/Vacation Mode

B09IB91NSP

Custom Panel

2,399 2,649



B09IB91NSP



BOTTOM FREEZER

This price list supersedes all previous price lists. Prices listed herein do not include applicable state or local taxes.

Model Number	Description	MAP	MSRP
--------------	-------------	-----	------

800 Series

24" Freestanding Counter-Depth Two Door Bottom Freezer Refrigerator

- 10 cu.ft.
- 24" x 73" European Style
- Tempered Glass Refrigerator/Freezer Door
- HydroFresh Humidity-Controlled Crisper
- LED Bright Lighting
- Ice Trays



B10CB81NVB

B10CB81NVW



<u>B10CB81NVB</u>	Black Glass Door	2,699	2,999
<u>B10CB81NVW</u>	White Glass Door	2,699	2,999

24" Freestanding Counter-Depth Two Door Bottom Freezer Refrigerator—Stainless Steel Door

- 11 cu.ft.
- 24" x 79" European Style
- Hidden Hinges
- SuperCool/SuperFreeze®
- AirFresh Filter®
- Sidewall LED Lighting
- HydroFresh Humidity-Controlled Crisper
- Telescopic Drawers
- Internal Ice Maker



B11CB81SSS



<u>B11CB81SSS</u>	Stainless Steel, With Internal Ice Maker	2,799	3,099
-----------------------------------	-------------------------------------------------	--------------	--------------

Note: For model without internal ice maker (B11CB50SSS), see page 1-5.

BUILT-IN BOTTOM FREEZER

This price list supersedes all previous price lists. Prices listed herein do not include applicable state or local taxes.

Model Number	Description	MAP	MSRP
All Bosch Benchmark Series Bottom Freezer and French Door Freezer Refrigerators Include the Following Features:			
• Home Connect™ Capability	• MultiAirFlow™ cooling system		• Gallon Door Bins
• ENERGY STAR® Certified	• Carbon Air Filter		• Internal Ice Maker
• Installs True Flush Or Framed	• SuperCool/SuperFreeze™		• Water Filter
• Tall Door Built-In Refrigeration	• Full Width Shelving		• Sabbath/Economy/Vacation Mode
• Sidewall LED Theater Lighting	• Full Extension Drawers		• Dual Compressor and Evaporator
• TFT Controls	• Temperature Controlled Deli Drawer		• New Interior Design
• OptiFlex® Hinge			

Benchmark Series

30" Built-In Two Door Bottom Freezer Refrigerator—Custom Panel

- 16.0 cu.ft.

B30IB905SP

Custom Panel

6,499 7,149



B30IB905SP



30" Built-In Two Door Bottom Freezer Refrigerator—Stainless Steel Panel

- 16.0 cu.ft.

Pre-Assembled Package Includes: Flat Stainless Panels • Bosch Handles

B30BB935SS

Stainless Steel

7,799 8,599



B30BB935SS



BUILT-IN FRENCH DOOR BOTTOM FREEZER

This price list supersedes all previous price lists. Prices listed herein do not include applicable state or local taxes.

Model Number	Description	MAP	MSRP
--------------	-------------	-----	------

Benchmark Series

36" Fully-Integrated French Door Bottom Freezer Refrigerator—Custom Panel

- 19.5 cu.ft.



B36IT905NP



B36BT935NS



[B36IT905NP](#)

Custom Panel

7,399 8,149

[B36BT935NS](#)

Stainless Steel

8,599 9,499

BUILT-IN SINGLE DOOR

This price list supersedes all previous price lists. Prices listed herein do not include applicable state or local taxes.

Model Number	Description	MAP	MSRP
--------------	-------------	-----	------

All Bosch Benchmark Series Single Door Freezers and Refrigerators Include the Following Features:

- Home Connect™ Capability
- ENERGY STAR® Certified
- Tall Door Built-In Style
- Installs True Flush or Framed
- All-LED sidewall and theater lighting
- OptiFlex® Hinge
- MultiAirFlow™ cooling system
- TFT Controls

Benchmark Series

18" Built-In Single Door Freezer—Custom Panel

- 8.6 cu.ft.
- Internal Ice Maker
- Water Filter
- Single Compressor

B18IF905SP

18" Freezer, Custom Panel Single Door

4,899 5,399



B18IF905SP



30" Built-In Single Door Refrigerator—Custom Panel

- 17.2 cu.ft.
- Full Width Shelving
- Full Extension Drawers
- Humidity control drawer
- Gallon Door Bins
- VitaFresh System

B30IR905SP

30" Refrigerator, Custom Panel Single Door

5,899 6,499











B30IR905SP



This price list supersedes all previous price lists. Prices listed herein do not include applicable state or local taxes.

Accessories for Refrigeration





Accessories for Refrigeration					Mainline					Benchmark					
	Model Number	Description	MAP	MSRP	B20CS30SNS	B36CD50SN	B36CT8_SN	B36CL81ENG	B36CL80_NS	B18IF905SP	B30BB935SS	B30IB905SP	B30IR905SP	B36BT935NS	B36IT905NP
	BORPLFTR30	Water Filter	40	49	• ¹										
	BORPLFTR50	UltraClarityPro™ Water Filter	46	59	• ²	•	•	•	•	•	•	•	•	•	•
	BORPLFTR55	UltraClarityPro™ Water Filter (same filter as BORPLFTR50, new packaging)	46	59	• ²	•	•	•	•	•	•	•	•	•	•
	FPETHKT50	FreshProtect™ Ethylene Filter "Starter" Kit	19	29			•		•						
	FPETHRF50	FreshProtect™ Ethylene Filter "Refill" Kit	9	9			•		•						
	BFL18IF800	18" Stainless Steel Flat Panel Freezer Door	450	499						•					
	BFL30IR800	30" Stainless Steel Flat Panel Freezer Door	550	649									•		
	B36HNDL800	36" Handle for Single Door	100	109						•			•		
	HEATKITB82	Heater Kit	399	439						•	•	•	•	•	•

Please make sure to order HEATKITB82 when installation is less than 6" apart but not connected, or for nontraditional side-by-side combinations without freezer column. A HEATKITB82 is recommended for use with any installation in areas that are subject to extreme humidity.

¹ B20CS30SNS/02

² B20CS30SNS/03



This price list supersedes all previous price lists. Prices listed herein do not include applicable state or local taxes.

Model Number	Description	MAP	MSRP
All Bosch 100 Series Dishwashers Include the Following Features:			
Quality <ul style="list-style-type: none">• Anti-Finger Print Stainless Steel• Stainless Steel Tub With Polypropylene• 24/7 Overflow Protection	Efficiency <ul style="list-style-type: none">• 269 kWh/year• ENERGY STAR® Certified Performance <ul style="list-style-type: none">• Up to Six Wash Cycles Including: Heavy, Auto, Normal, Speed 60 and Rinse & Hold	<ul style="list-style-type: none">• Up to Five Performance Enhancing Options Including: Sanitize (NSF certified to remove up to 99.9% of bacteria)	
100 Series			
Quietness <ul style="list-style-type: none">• 50 dBA Design <ul style="list-style-type: none">• Standard Button Controls	Racks <ul style="list-style-type: none">• 14-Place Setting Capacity• Utility Rack• Manual Adjusting Upper Rack• 2 Lower Rack Flip Tines• 2 Silverware Baskets	Performance <ul style="list-style-type: none">• Additional Wash Cycles: Delicate, Express• Additional Options: Delay Start	 SHEM3AY55N
SHEM3AY52N	Recessed Handle, White	499	549
SHEM3AY55N	Recessed Handle, Stainless Steel With Silver Fascia	599	699
SHEM3AY56N	Recessed Handle, Black	499	549
Discontinued			
Quietness <ul style="list-style-type: none">• 50 dBA Design <ul style="list-style-type: none">• Electronic Scrolling Controls	Racks <ul style="list-style-type: none">• 14-Place Setting Capacity• Manual Adjusting Upper Rack• 2 Lower Rack Flip Tines• 2 Silverware Baskets	Performance <ul style="list-style-type: none">• Additional Wash Cycles: Delicate, Express• Additional Options: 3/6/9 H Delay Start	 SHE3AR75UC  SHX3AR75UC
SHE3AR72UC	Recessed Handle, White	499	549
SHE3AR75UC	Recessed Handle, Stainless Steel With Silver Fascia	599	699
SHE3AR76UC	Recessed Handle, Black	499	549
SHX3AR72UC	Bar Handle, White	599	699
Discontinued			
SHX3AR75UC	Bar Handle, Stainless Steel	699	799
Discontinued			
Quietness <ul style="list-style-type: none">• 49 dBA• InfoLight® Design <ul style="list-style-type: none">• Electronic Controls	Racks <ul style="list-style-type: none">• 14-Place Setting Capacity• 2 Step RackMatic®• Upper Rack Flip Tines• 2 Silverware Baskets	Performance <ul style="list-style-type: none">• Additional Wash Cycles: Delicate• Additional Options: 24 H Delay Start, and Extra Dry	 SHVM4AYB3N
NEW SHVM4AYB3N	Custom Panel	799	899



DISHWASHERS

This price list supersedes all previous price lists. Prices listed herein do not include applicable state or local taxes.

Model Number	Description	MAP	MSRP
100 Series			
<div> <div> Quietness <ul style="list-style-type: none"> • 48 dBA • InfoLight® </div> <div> Design <ul style="list-style-type: none"> • Electronic Controls • Time Remaining Display </div> <div> Racks <ul style="list-style-type: none"> • 15-Place Setting Capacity • Standard 3rd Rack • 3 Step RackMatic® • Upper & Lower Rack Flip Tines • 1 Silverware Basket </div> <div> Performance <ul style="list-style-type: none"> • Additional Wash Cycles: Speed 60 • Additional Options: 24 H Delay Start, and Extra Dry </div> </div>			
		 SHXM4AY55N  SHXM4AY56N	
<u>SHXM4AY55N</u>	Bar Handle, Stainless Steel	799	899
<u>SHXM4AY56N</u>	Bar Handle, Black	749	849
Discontinued			





This price list supersedes all previous price lists. Prices listed herein do not include applicable state or local taxes.

Model Number	Description	MAP	MSRP
All Bosch 300 Series Dishwashers Include the Following Features:			
<div> <div> Quietness <ul style="list-style-type: none"> • 44 dBA • InfoLight® • Time remaining Display </div> <div> Design <ul style="list-style-type: none"> • Electronic Controls </div> <div> Racks <ul style="list-style-type: none"> • 16 place setting capacity • Standard 3rd Rack • 3 Step RackMatic® • FlexSpace™ Tines • 1 Flip Tine Upper Rack </div> <div> Quality <ul style="list-style-type: none"> • Deeper Full Stainless Steel Tub • 24/7 AquaStop® • Easily Accessible 3-Stage Filtration System </div> <div> Efficiency <ul style="list-style-type: none"> • 269 kWh/yr • ENERGY STAR® Certified </div> <div> Performance <ul style="list-style-type: none"> • Five Wash Cycles: Auto Wash, Heavy, Normal Wash, Speed60, Rinse & Hold • Four Options: Sanitize (NSF certified to remove up to 99.9% of bacteria), Extra Dry, 24H Delay Start, Half Load </div> </div>			

300 Series

Racks

- 2 silverware baskets

<u>SHEM63W52N</u> ¹	Recessed Handle, White	849	949	
Discontinued				SHEM63W55N
<u>SHEM63W55N</u> ¹	Recessed Handle, Stainless Steel	899	999	
<u>SHEM63W56N</u> ¹	Recessed Handle, Black	849	949	
Discontinued				SHXM63W55N
<u>SHSM63W52N</u>	Scoop Handle, White	849	949	
Discontinued				SHVM63W53N
<u>SHSM63W55N</u>	Scoop Handle, Stainless Steel	899	999	
<u>SHXM63W55N</u>	Bar Handle, Stainless Steel	949	1,049	
<u>SHVM63W53N</u>	Fully Integrated – Requires Custom Panel	949	1,049	

¹ No InfoLight®



This price list supersedes all previous price lists. Prices listed herein do not include applicable state or local taxes.

Model Number	Description	MAP	MSRP
--------------	-------------	-----	------

All Bosch 500 Series Dishwashers Include the Following Features:

Quietness

- 44 dBA
- InfoLight®

Design

- **Pocket Handle Design**
- Electronic Controls
- **Time remaining Display**

Racks

- 16 Place Setting Capacity
- **Flexible 3rd Rack**
- 3 Step RackMatic®
- FlexSpace™ Tines
- **2 Flip Tines Upper Rack**

Quality

- Full Stainless Steel Tub
- 24/7 AquaStop®
- Easily Accessible 3-Stage Filtration System
- **EasyGlide™ Upper Rack**

Efficiency

- 269 kWh/yr
- ENERGY STAR® Certified

Performance

- Five Wash Cycles: Heavy, Auto Wash, Normal Wash, Speed60, Rinse & Hold
- Four Options: Sanitize (NSF certified to remove up to 99.9% of bacteria), 24H Delay Start, Half Load, **AutoAir™**

Featuring AutoAir™—which opens the door to let fresh air circulate for 40% drier dishes.*

*Based on average drying performance of Bosch Dishwashers with AutoAir™ after seven hours as compared to Bosch Dishwashers with PureDry™.

500 Series

Racks

- 2 silverware baskets

Performance

- Additional Options:
Delicate

[**SHPM65Z52N**](#)

Pocket Handle, White

999 1,099

[**SHPM65Z55N**](#)

Pocket Handle, Stainless Steel

999 1,099

[**SHPM65Z56N**](#)

Pocket Handle, Black

999 1,099

Discontinued

[**SHXM65Z55N**](#)

Bar Handle, Stainless Steel

1,049 1,199

Discontinued



SHPM65Z52N



SHPM65Z55N



SHPM65Z56N



SHXM65Z55N



This price list supersedes all previous price lists. Prices listed herein do not include applicable state or local taxes.

Model Number	Description	MAP	MSRP
All Bosch 800 Series Dishwashers Include the Following Features:			
Quiet Operation: <ul style="list-style-type: none"> • Multiple layers of sound-absorbing insulation • EcoSilence™ dual brushless motor system • Solid molded base* to absorb noise while minimizing vibration 			
Design: <ul style="list-style-type: none"> • Integrated control system • Flush installation with full size tub • Self-latching door • Touch Controls • InfoLight® Except for Front Control Models • Time Remaining Display 			
Racks: <ul style="list-style-type: none"> • 16 Place Setting Capacity • 3 Step RackMatic® • FlexSpace™ Tines • 2 Flip Tines Upper Rack 			
Quality: <ul style="list-style-type: none"> • Full Stainless Steel Tub • 24/7 AquaStop® Leak Protection System • Easily Accessible 3-Stage Filtration System • EasyGlide™ Upper Rack • Concealed water heating element • Quick installation kit included 			
Efficiency: <ul style="list-style-type: none"> • 269 KWh/yr • ENERGY STAR® Certified 			
Performance: <ul style="list-style-type: none"> • Six Wash Cycles: Heavy, Auto Wash, Eco, Normal Wash, Speed60, Rinse & Hold • Five Options: Sanitize (NSF certified to remove up to 99.9% of bacteria), Delicate, 24H Delay Start, Half Load, CrystalDry™ 			

Featuring CrystalDry™—a patented drying technology that transforms moisture into heat to get dishes, including plastics, 60% drier.*

*Based on aggregate average drying performance of Bosch Dishwashers with CrystalDry™ on combined household load including plastics, glass, steel, and porcelain as compared to Bosch Dishwashers with PureDry™. Drying performance may vary by dish type.

800 Series

Quietness

- **42 dBA**
- InfoLight®

Racks

- Flexible 3rd Rack
- 2 silverware baskets

SHM78Z55N¹
Discontinued

Recessed Handle, Stainless Steel

1,199 1,349



SHM78Z55N

SHPM78Z54N

Pocket Handle, Black Stainless Steel

1,249 1,399



SHPM78Z54N

SHPM78Z55N

Pocket Handle, Stainless Steel

1,199 1,349



SHPM78Z55N

SHXM78Z55N

Bar Handle, Stainless Steel

1,249 1,399



SHXM78Z55N

SHVM78Z53N

Fully Integrated – Requires Custom Panel

1,249 1,399







SHVM78Z53N

¹ No InfoLight®



DISHWASHERS

This price list supersedes all previous price lists. Prices listed herein do not include applicable state or local taxes.

Model Number	Description	MAP	MSRP	
800 Series				
Quietness: <ul style="list-style-type: none"> • 40 dBA • InfoLight® 		Racks: <ul style="list-style-type: none"> • MyWay™ 3rd Rack • 2 Flip Tines Lower Rack • 2 Silverware Baskets 		Performance: <ul style="list-style-type: none"> • Additional Options: Eco
<u>SHPM88Z75N</u>	Pocket Handle, Stainless Steel	1,399	1,549	 SHPM88Z75N
<u>SHXM88Z75N</u>	Bar Handle, Stainless Steel	1,399	1,549	 SHXM88Z75N
Quietness <ul style="list-style-type: none"> • 42 dBA 		Racks <ul style="list-style-type: none"> • Flexible 3rd Rack • 2 Silverware Baskets 		Performance <ul style="list-style-type: none"> • Home Connect™ allows you to remotely monitor and Control with Wi-Fi Connectivity • Additional Options: Remote Start
<u>SHEM78ZH5N*</u>	Recessed Handle, Stainless Steel	1,549	1,749	 SHEM78ZH5N 











ADA-HEIGHT DISHWASHERS

This price list supersedes all previous price lists. Prices listed herein do not include applicable state or local taxes.

Model Number	Description	MAP	MSRP
All Bosch ADA-Height Dishwashers Include the Following Features:			
Design	Quality	Efficiency	
• Time Remaining Display	• Full Stainless Steel Tub	• 259 kWh/yr	
• ADA Compliant Height (32" Tall)	• 24/7 AquaStop® Plus	• ENERGY STAR® Certified	
Racks	• Easily Accessible 3-Stage Filtration System	Performance	
• RackMatic®		• Four Wash Cycles: Heavy, Auto, Normal, Rinse & Hold	
• Flexible Silverware Basket		• Four Options: Delicate, Extra Dry, Sanitize, 24H Delay Start	









300 Series EuroTub/ADA-Height 18" and 24"

Quietness	Racks	Performance			
• 46 dBA	• Place Setting Capacity 10 (18" Width)	• Additional Cycle: Favorite			
	• Standard 3rd Rack	• Additional Options: Machine Care, Remote Start			
	Quality	• Home Connect™ allows you to remotely monitor and Control with Wi-Fi Connectivity			
	• Made in Poland				
<u>SPE53B52UC</u>	18" Recessed Handle, White	899	999		
<u>SPE53B55UC</u>	18" Recessed Handle, Stainless Steel	899	999		
<u>SPE53B56UC</u>	18" Recessed Handle, Black	899	999		
Quietness	Racks	Performance			
• 46 dBA	• Place Setting Capacity 14	• Additional Cycle: Favorite			
	Quality	• Additional Options: Machine Care, Remote Start			
	• Made in Germany	• Home Connect™ allows you to remotely monitor and Control with Wi-Fi Connectivity			
	• Water Softener				
NEW <u>SGE53B55UC</u>	24" Recessed Handle, Stainless Steel	899	999		
SGE53B52UC Discontinued	24" Recessed Handle, White	899	999		
SGE53B56UC Discontinued	24" Recessed Handle, Black	899	999		



ADA-HEIGHT DISHWASHERS

This price list supersedes all previous price lists. Prices listed herein do not include applicable state or local taxes.

Model Number	Description	MAP	MSRP	
800 Series EuroTub/ADA-Height 18" and 24"				
Quietness • 44 dBA • InfoLight®	Racks • Place Setting Capacity 10 • Standard 3rd Rack Quality • Made in Poland • Vase Holder and Small Item Clips	Performance • Additional Wash Cycles: Delicate, Express, Favorite • Additional Options: Machine Care, Remote Start • Home Connect™ allows you to remotely monitor and Control with Wi-Fi Connectivity		 SPE68B55UC
				 SPX68B55UC
				 SPV68B55UC
<u>SPE68B55UC*</u>	18" Recessed Handle, Stainless Steel	999	1,099	
<u>SPX68B55UC</u>	18" Bar Handle, Stainless Steel	1,099	1,249	
<u>SPV68B55UC</u>	18" Fully Integrated – Requires Custom Panel	1,099	1,249	
Quietness • 42 dBA • InfoLight®	Racks • Place Setting Capacity 15 Quality • Made in Germany • Water Softener • Vase Holder and Small Item Clips	Performance • Additional Wash Cycles: CrystalDry™, Favorite • Additional Options: Machine Care, Remote Start • Home Connect™ allows you to remotely monitor and Control with Wi-Fi Connectivity		 SGE78B55UC
				 SGX78B55UC
				 SGV78B53UC
<u>SGE78B55UC*</u>	24" Recessed Handle, Stainless Steel	1,199	1,349	
Discontinued				
<u>SGX78B55UC</u>	24" Bar Handle, Stainless Steel	1,249	1,399	
<u>SGV78B53UC</u>	24" Fully Integrated – Requires Custom Panel	1,249	1,399	

* No InfoLight®



This price list supersedes all previous price lists. Prices listed herein do not include applicable state or local taxes.

Model Number	Description	MAP	MSRP
--------------	-------------	-----	------

All Bosch Benchmark Series Dishwashers Include the Following Features:

Quiet Operation

- Multiple Layers of Sound-Absorbing Insulation
- EcoSilence™ Dual Brushless Motor System
- Solid Molded Base to Absorb Noise While Minimizing Vibration

Design:

- Integrated Control System
- Flush Installation With Full Size Tub

- Self Latching Door
- InfoLight® Or TimeLight® Except for Front Control Models

Racks

- 3 Step RackMatic®
- DoubleFlex™ Silverware Basket

Quality:

- 24/7 AquaStop® Leak Protection System
- Concealed Heating Element

Efficiency

- 269 kWh/yr
- ENERGY STAR® Certified

Performance

- Six Cycles: Heavy, Auto Wash, Normal Wash, Speed60, Glass, Rinse & Hold
- Four Options: Sanitize, Delicate, 24H Delay Start, Half Load
- Corrugated Shaped Filter
- Quick Installation Kit Included

Featuring CrystalDry™—a patented drying technology that transforms moisture into heat to get dishes, including plastics, 60% drier.*

*Based on aggregate average drying performance of Bosch Dishwashers with CrystalDry™ on combined household load including plastics, glass, steel, and porcelain as compared to Bosch Dishwashers with PureDry™. Drying performance may vary by dish type.

Benchmark® Series

Quietness

- 40 dBA
- TimeLight®

Design

- Touch Controls
- Time Remaining Display

Racks

- 16 Place Setting Capacity
- MyWay™ 3rd Rack
- FlexSpace™ Plus Tines
- 4 Flip Tines Upper Rack
- 2 Flip Tines Lower Rack

Quality

- Deeper Full Stainless Steel Tub
- EasyGlide™ Upper and Lower Rack
- Water Softener

Performance

- Additional Options: CrystalDry™, ExtraScrub
- NSF certified to remove up to 99.9% of bacteria



SHP88PZ55N

SHP88PZ55N

Discontinued

Pocket Handle, Stainless Steel

1,649 1,849

Quietness

- **38 dBA**
- InfoLight®

Design

- Touch Screen Display
- Time Remaining Display

Racks

- 15 Place Setting Capacity
- Flexible Third Rack
- **6 Flip Tines Upper Rack**
- **8 Flip Tines Lower Rack**

Quality

- Full Stainless Steel Tub
- Interior Light
- **24/7 AquaStop® Plus**
- **Telescopic Glides on All 3 Loading Levels**
- **Stainless Steel Toekick**
- Water Softener
- Vase Holder and Small Item Clips
- Made in Germany

Performance

- Additional Wash Cycle: Express
- Additional Options: ExtraDry, SpeedPerfect, ExtraScrub



SHE89PW75N



SHX89PW75N



SHV89PW73N

SHE89PW75N

Recessed Handle TFT Display, Stainless Steel (currently not available)

2,149 2,399

SHX89PW75N

Bar Handle TFT Display, Stainless Steel (currently not available)

2,149 2,399

SHV89PW73N¹

Fully Integrated TFT Display Requires Custom Panel (currently not available)











2,149 2,399

1 39 dBA



ACCESSORIES

This price list supersedes all previous price lists. Prices listed herein do not include applicable state or local taxes.

Model Number	Description	MAP	MSRP	100 Series	300 Series	500 Series	800 Series	Benchmark	SPV68B53UC
Accessories for Dishwashers									
	<u>SGZ1010UC</u> Dishwasher Drain Hose Extension 76¾"	18	19	•	•	•	•	•	
	<u>SGZ9091UC</u> Dishwasher Softener Salt (4.4 lbs) – Models With Water Softener Only	16	19					•	
	<u>SGZ1052UC</u> Dishwasher Accessory Kit With Extra Tall Item Sprinkler, Vase/Bottle Holder, 3 Plastic Item Clips and Small Item Basket	19	29	•					
	<u>SMZ1007UC</u> Bosch Dishwasher Bar Handle, Stainless Steel	59	69		•	•	•	•	
	<u>SMZ4026</u> MyWay™ Rack Silverware Insert Accessory	20	29				• ¹	• ²	
	<u>SMZ4000UC</u> Flexible Silverware Basket	25	29	•	•	•	•	•	
	<u>SMZ5000</u> Dishwasher Accessory Kit With Extra Tall Item Sprinkler, Vase/Bottle Holder, 3 Plastic Item Clips and Small Item Basket	19	29		•	•	•	•	
	<u>SMZ5002UC</u> Anti-Tarnish Silverware Cassette With Clips	25	29	•	•	•	•	•	
	<u>SMZ5003</u> 18" Dishwasher Accessory Hinge for 4" Toekick Height Installation	150	169						•
	<u>SMZ5400</u> MyWay™ Rack Large Silverware Insert Accessory	30	39				• ¹	• ²	
	<u>SMZCD200UC</u> Flexible 3rd Rack	49	59	• ³	•	•	•	•	

1 SH_M88Z7_N models only





2 SHP88PZ55N only

3 Alternative for SHXM4AY5_N only



ACCESSORIES

This price list supersedes all previous price lists. Prices listed herein do not include applicable state or local taxes.

Model Number	Description	MAP	MSRP	100 Series	300 Series	500 Series	800 Series	Benchmark	SPV68B53UC
Accessories for Dishwashers									
	SMZEPC1UC Power Cord Clips + Edge Protector Kit Edge Protector Is For Dishwasher Installations Through Metal Cabinetry, for Water/drain/electrical Lines	5	9	•	•	•	•	•	
	SMZ3IN1UC Dish Junction Box and Supply Hose Kit	49	59	•	•	•	•	•	•
	SMZPCJB1UC Junction Box Kit (alternate to the 3-Prong Power Cord Kit)	20	29	•	•	•	•	•	
	SMZSH002UC Bosch Dishwasher Water Supply Hose	20	29		•	•	•	•	



This price list supersedes all previous price lists. Prices listed herein do not include applicable state or local taxes.

Model Number	Description	MAP	MSRP
--------------	-------------	-----	------

All Bosch Washers Include the Following Features:

- SpeedPerfect™ Provides Up to 40% Faster Washing
- EcoSilence™ BLDC Motor for Quieter Operation
- ActiveClean® System
- Wave Profiled Stainless Steel Drum
- Anti-Vibration Circular Side Walls
- Spin Speed Up to 1400 rpm
- ENERGY STAR® Certified
- Improved Energy Efficiency and Performance
- Energy Consumption 84 kWh/year
- Exceeds the February 2018 ENERGY STAR® Water Consumption Standards
- Child Lock
- Signal
- Internal Water Heater
- **Installation:** Stackable, Side-by-Side, Under Counter Or Pedestal Option
- 208–240 V
- Plug type 240V; NEMA 6-15 (3 prong)

300 Series

24" Compact Washer

Design:

- White Exterior With White Dial and White Door Ring
- Touch Control Display
- Large 2.2 cu.ft. Capacity, Wash Up to 15.4 lbs Or 16 Bath Towels
- Clear See-Through Window
- Matching Dryer WTW86403UC

Silence Level:

- Washing/Spinning 54/73 dBA

15 Individually-Tailored Washing Programs

- Cotton Normal, Cotton Light Soil, Permanent Press, Permanent Press Heavy Soil, Permanent Press Light Soil, Jeans, Quick Wash 30 min., Heavy Duty, Delicates, Hand wash/Wool, Allergen,

Towels, Drum Clean, Drain, Rinse/Spin

6 Options

- SpeedPerfect™, Temperature, Finish In, Extra Rinse, Prewash, Spin Speed, Start/Pause
- Plugs Into Wall Receptacle or Dryer Adapter (provided with each dryer)
- Hose Length: 48"



WAT28400UC



[WAT28400UC](#)

24" White Cabinet With White Dial and White Door Ring

1,099 1,249

500 Series

24" Compact Washer

Home Connect™ Features

- App Allows You To Operate Washer From Anywhere In The Home
- Easy Start Option For Your Wash Cycle
- Energy Management Information

Design:

- White Exterior With Silver/White Dial and Silver Door Ring
- Touch Control Display
- Large 2.2 cu.ft. Capacity, Wash Up to 17.6 lbs Or 18 Bath Towels

- Clear Glass Window with Bosch Magneto
- Matching Dryer WTW87NH1UC

Quality:

- ENERGY STAR® Most Efficient Certified
- AquaShield® Hose Leak Protection System

- **Silence Level:** Washing/Spinning 52/72 dBA

14 Individually-Tailored Washing Programs

- Cotton, Mix, Permanent Press, Whitest Whites, Sanitize, Outdoor/Sport, Jeans, Quick 30, Bulky/

Large Items, Delicates, HandWash/Wool, Drum Clean, Spin/Drain, Rinse

10 Options

- SpeedPerfect™, Temperature, Finish In, Prewash, Spin Speed, Start/Pause, EcoPerfect™, Rinse Plus, Remote Start, Stains (Stains Program Treats Blood, Food Based, Red Wine and Grass Based Stains)
- Plugs into Wall Receptacle or Dryer Adapter (provided with each dryer)
- Hose Length: 59"



WAW285H1UC






[WAW285H1UC](#)

24" White Cabinet With Silver/White Dial and Silver Door Ring

1,349 1,499



This price list supersedes all previous price lists. Prices listed herein do not include applicable state or local taxes.

Model Number	Description	MAP	MSRP
800 Series			
24" Compact Washer			
<div> <div> Home Connect™ Features <ul style="list-style-type: none"> • App Allows You to Operate Washer from Anywhere in the Home • Easy Start Option for Your Wash Cycle • Energy Management Information </div> <div> Design: <ul style="list-style-type: none"> • White Exterior With Chrome Illuminated Selection Dial and Chrome Door Ring • Premium Large Touch Control Display • Large 2.2 cu.ft. Capacity, Wash Up to 17.6 lbs Or 18 Bath Towels • Interior LED Drum Light </div> <div> <ul style="list-style-type: none"> • Clear Glass Window With Bosch Magneto • Matching Dryer WTG865H4UC </div> <div> Quality: <ul style="list-style-type: none"> • AquaStop® Plus Leak Protection System in the Hoses and the Base </div> <div> Silence Level: <ul style="list-style-type: none"> • Washing/Spinning 50/71 dBA </div> <div> 14 Individually-Tailored Washing Programs <ul style="list-style-type: none"> • Cotton, Permanent Press, Permanent Press Heavy Soil, Whitest Whites, Sanitize, Super Quick 15 min., Quick Wash 30 min., Bulky/Large Items, Delicates, Hand Wash/ Wool, Towels, Drum Clean, Spin/Drain, Rinse </div> <div> 10 Additional Options <ul style="list-style-type: none"> • SpeedPerfect™, Temperature, Finish In, Prewash, Spin Speed, Start/Pause, EcoPerfect™, Rinse Plus, Remote Start, Stains (Stains Program Treats Blood, Food Based, Red Wine and Grass Based Stains) • Plugs Into Wall Receptacle or Dryer Adapter (provided with each dryer) • Hose Length: 59" </div> <div>  <p>WAW285H2UC</p>   </div> </div>			
<u>WAW285H2UC</u>	24" White Cabinet With Chrome Illuminated Selection Dial and Chrome Door Ring	1,549	1,749



This price list supersedes all previous price lists. Prices listed herein do not include applicable state or local taxes.

Model Number	Description	MAP	MSRP
--------------	-------------	-----	------

All Bosch Dryers Include the Following Features:

- Large 4.0 cu.ft. Capacity
 - Anti-Vibration Circular Side Walls
 - Sensitive Drying System
 - Start/Pause To Add an Item
 - Child Lock
 - Extra-Fine Lint Filter
 - ActiveDry® System
- Installation:**
- Stackable, Side-by-Side, Under Counter Or Pedestal Option
 - No Ducting Required
 - Drain Pump and Hose Included
- Power Cord Included with Plug Type: 240V; NEMA 6-15 (3 Prong). Dryer Is Also Supplied With A Power Adapter To Fit A Standard 4-Prong 30A Dryer Receptacle (NEMA 14-30R) And Powers Both Bosch Washer and Dryer

300 Series

24" Compact Condensation Dryer

Design:

- White Exterior With White Dial and White Door Ring Touch Control Display
- Galvalume Drum
- Dry Up to 15.4 lbs Or 16 Bath Towels
- Clear See-Through Window
- Matching Washer WAT28400UC

Quality:

- ENERGY STAR® Certified
- Energy Consumption 315 kWh/year

Silence Level:

- 67 dBA

15 Individually-Tailored

Drying Programs

- Cotton Extra Dry, Cotton Dry (Regular), Permanent Press Extra Dry, Permanent Press Dry,

Permanent Press Damp, Jeans, Quick Dry Auto, Air Fluff/No Heat, Time Dry Variable, Quick 40, Delicates, Heavy Duty, Sanitize, Hand Wash/Wool, Towels

6 Options

- Dry Level, Time Dry, Finish In, Wrinkle Block, Low Heat, Signal



WTG86403UC



WTG86403UC

**24" Ventless Condensation Drying System
White With White Dial and White Door Ring**

1,099 1,249

500 Series

24" Compact Heat Pump Dryer with Self-Cleaning Condenser

Home Connect™ Features

- App Allows You to Operate Dryer from Anywhere in the Home
- Easy Start Option for Your Dry Cycle

Design:

- White Exterior With Silver/White Dial and Silver Door Ring
- Touch Control Display
- Reversible Door (No Additional Parts Required)
- Stainless Steel Structured Drum

- Dry Up to 17.6 lbs Or 18 Bath Towels
- Clear Glass Window With Bosch Magneto
- Matching Washer WAW285H1UC

Quality:

- ENERGY STAR® Most Efficient

- Energy Consumption 123 kWh/year

- Maintenance-Free Self-Cleaning Condenser

- Dual-layer Lint Filtration System

Silence Level:

- 65 dBA

14 Individually-Tailored

Drying Programs

- Cotton, Permanent Press, Mix, Jeans, Quick Dry Auto, Air Fluff, Time Dry, Quick 40, Anti Shrink, Outdoor/Sport, Delicates, Sanitize, HandWash/Wool, Bulky/Large Items

9 Options

- Dryness Level, Time Dry, Finish in, Wrinkle Block, Low Heat, Remote Start, Start/Pause, Level Adjust, End Signal



WTW87NH1UC



**Most Efficient
2021**
www.energy.gov

WTW87NH1UC

**24" Ventless Heat Pump Dryer with
Self-Cleaning Condenser
White With Silver/White Dial and Silver Door Ring**

1,399 1,549



This price list supersedes all previous price lists. Prices listed herein do not include applicable state or local taxes.

Model Number	Description	MAP	MSRP
--------------	-------------	-----	------

800 Series

24" Compact Condensation Dryer

Home Connect™ Features

- App Allows You to Operate Dryer from Anywhere in the Home
- Easy Start Option for Your Dry Cycle

Design:

- White Exterior With Chrome Illuminated Selection Dial and Chrome Door Ring
- Premium Large Touch Control Display
- Interior LED Drum Light
- Reversible Door (No Additional Parts Required)

- Stainless Steel Structured Drum
- Dry Up to 17.6 lbs Or 18 Bath Towels
- Clear Glass Window With Bosch Magneto
- Matching Washer WAW285H2UC

Quality:

- ENERGY STAR® Certified
- Energy Consumption 315 kWh/year

Silence Level:

- 63 dBA

14 Individually-Tailored Drying Programs

- SuperQuick 15, Cotton, Permanent Press, Jeans, Quick Dry Auto, Air Fluff, Time Dry, Quick 40, Anti Shrink, Delicates, Sanitize, Hand Wash/Wool, Towels, Bulky Large Items

9 Options

- Dryness Level, Time Dry, Finish in, Wrinkle Block, Low Heat, Remote Start, Start/Pause, Level Adjust, End Signal



WTG865H4UC



WTG865H4UC

**24" Ventless Condensation Drying System
White With Chrome Illuminated Selection Dial
and Chrome Door Ring**

1,549 1,749



This price list supersedes all previous price lists. Prices listed herein do not include applicable state or local taxes.

Model
Number

Description

MAP

MSRP

Accessories for Laundry

					Washers			Dryers		
					WAT28400UC	WAW285H1UC	WAW285H2UC	WTG86403UC	WTG865H4UC	WTW87NH1UC
	<u>WMZ20600</u>	Drying Rack for Wool items, Shoes, etc. for Bosch 24" Dryers	79	89				•	•	•
	<u>WMZPW20W</u>	Pedestal With Drawer for 24" Washer	299	329	•	•	•			
	<u>WTZPW20D</u>	Pedestal with Drawer for 24" Dryer	299	329				•	•	•
	<u>WTZ11400UC</u>	Stacking Kit with Pull Out Tray	149	169	•	•	•	•	•	•
	<u>WTZ20410UC</u>	Stacking Kit without Pull Out Tray	49	59	•	•	•	•	•	•
	<u>WTZPA20UC</u>	Dryer Power Adapter 240V; NEMA 14-30R to 6-15R	69	79				• ¹	• ¹	• ¹

¹ Adapter only works with dryers listed in this guide.



This price list supersedes all previous price lists. Prices listed herein do not include applicable state or local taxes.

Model Number	Description	MAP	MSRP
--------------	-------------	-----	------

800 Series

24" Built-In Coffee Machine

- Home Connect™ App Allows You to Prepare Coffee from Anywhere in the Home
- Within Minutes Prepare Espressos, Cappuccinos, Lattes, Macchiato and More
- MyFavorites Stores Up to 8 of Your Favorite Coffee Preferences
- Large TFT Color Touch Screen Interface
- Automatic System for Cleaning, Milk Steam Rinsing and Descaling
- AromaPro Provides Constant Pressure for an Enhanced Coffee Experience
- Grinding Settings for Dark Or Light Coffee
- CoffeeSensor Measures the Ground Coffee After Each Grinding Cycle
- OneTouch DoubleCup Dispenses Two Beverages At the Same Time
- Integrated Built-In Sensors Will Alert You When Coffee, Water Level Is Low
- AromaDouble Shot Prepares Extra-Strong Coffee With Less Bitterness
- Individual Cup Volume Allows You to Adjust Your Coffee Cup Size
- 1 lb. Bean Container
- 10-Cup Water Reservoir
- Stainless Steel 17 oz. Milk Container
- Built-In Drip Tray
- Soft-Closing Door
- 120 V



BCM8450UC

[BCM8450UC](#)

Bosch Built-In Coffee Machine

3,399 3,749

Accessories for Coffee Machine

				BCM8450UC
	HEZCMT3050	30" SS Trim Kit	399 439	•

For coffee accessories, please see the Cleaners & Accessories Price List.

FREESTANDING RANGES

This price list supersedes all previous price lists. Prices listed herein do not include applicable state or local taxes.

Model Number	Description	MAP	MSRP
--------------	-------------	-----	------

All Bosch Industrial-Style Ranges Include the Following Features:

- Powerful 18,000 BTU dual flame burner
- Dishwasher safe grates
- Continuous grate design
- Heavy metal knobs
- One halogen light
- Catalytic clean cavity
- Kitchen timer
- LP conversion kit

800 Series

30" Industrial-Style Gas Range

- 5-burners
- Oven capacity at 3.7 cu. ft.
- 3 cooking modes
- 2 standard racks
- 17,000 BTU Bake burner
- 11,500 BTU Broil burner
- Electrical supply: 15 A, 120 V

LR: 10,000 BTU (NG)		RR: 5,000 BTU (NG)
LF: 5,000 BTU (NG)	C: 18,000 BTU (NG)	RF: 10,000 BTU (NG)

[HGS8055UC](#)

Stainless Steel

3,399 3,749

[HGS8045UC](#)

Black Stainless Steel

3,649 4,049



HGS8055UC



HGS8045UC

36" Industrial-Style Gas Range

- 6-burners adding more flexibility to your cooking
- Oven capacity at 3.5 cu. ft.
- 3 cooking modes
- 1 Telescopic rail with rack
- 1 Standard rack
- 17,000 BTU Bake burner
- 14,000 BTU Broil burner
- Electrical supply: 15 A, 120 V

LR: 5,000 BTU (NG)	CR: 10,000 BTU (NG)	RR: 10,000 BTU (NG)
LF: 18,000 BTU (NG)	CF: 10,000 BTU (NG)	RF: 10,000 BTU (NG)

[HGS8655UC](#)

Stainless Steel

4,349 4,799

[HGS8645UC](#)

Black Stainless Steel

4,699 5,199



HGS8655UC



HGS8645UC

FREESTANDING RANGES

This price list supersedes all previous price lists. Prices listed herein do not include applicable state or local taxes.

Model Number	Description	MAP	MSRP
--------------	-------------	-----	------

800 Series

30" Industrial-Style Dual Fuel Range

- 5-burners
- Genuine European Convection
- Oven capacity at 3.9 cu. ft.
- 8 Cooking modes
- Sabbath mode
- 2 standard racks
- Temperature probe
- 1,700 W Bake element
- 2,900 W Broil element
- 2,700 W Convection element
- Electrical supply: 20 A, 240 V/208 V

LR: 10,000 BTU (NG)		RR: 5,000 BTU (NG)
LF: 5,000 BTU (NG)	CR: 18,000 BTU (NG)	RF: 10,000 BTU (NG)

[HDS8055U](#)

Stainless Steel

3,799 4,199

[HDS8045U](#)

Black Stainless Steel

4,149 4,599



HDS8055U



HDS8045U

36" Industrial-Style Dual Fuel Range

- 6-burners adding more flexibility to your cooking
- Genuine European Convection
- Oven capacity at 3.7 cu. ft.
- 8 Cooking modes
- Sabbath mode
- 1 Telescopic rail with rack
- 1 Standard rack
- Temperature probe
- 1,700 W Bake element
- 2,900 W Broil element
- 2,500 W Convection element
- Electrical supply: 20 A, 240 V/208 V

LR: 5,000 BTU (NG)	CR: 10,000 BTU (NG)	RR: 10,000 BTU (NG)
LF: 18,000 BTU (NG)	CF: 10,000 BTU (NG)	RF: 10,000 BTU (NG)

[HDS8655U](#)

Stainless Steel

4,849 5,349

[HDS8645U](#)

Black Stainless Steel

5,149 5,699



HDS8655U



HDS8645U

SLIDE-IN RANGES

This price list supersedes all previous price lists. Prices listed herein do not include applicable state or local taxes.

Model Number	Description	MAP	MSRP
--------------	-------------	-----	------

All Bosch Slide-In Ranges Include the Following Features:

- The Bosch Slide-In Range Fits in Any Freestanding Range Cutout
- 400 W Warming Drawer
- Touch Control for Easier Operation of the Oven
- Temperature Conversion for Convection Cooking
- 2–4 hr Time-Adjustable Self Clean
- Extra Large Door Window
- Star-K Certified 100°–450°F
- Rear Vent Trim Included

800 Series

30" Electric Slide-In Range

- 2,000 W Convection Ring Element
- Genuine European Convection
- Heavy-Duty Metal Knobs
- 11 Specialized Cooking Modes
- Fast Preheat™
- Kitchen Timer
- Large Oven Capacity At 4.6 cu.ft.
- 3 Standard Racks
- Recessed 8-Pass 3,800 W Broil Element
- Powerful 2,400 W 4-Pass Bake Element
- Electrical Supply: 40 A



HEI8056U



HEI8046U

LR: 6" @
1,200 W

LF: 9"/6" @
3,000 W/1,400 W

C: 6" @
100 W Warming Element

RR: 6" @
1,200 W

RF: 9.5" @
3,200 W

[HEI8056U](#)

Stainless Steel

2,199 2,449

[HEI8046U](#)

Black Stainless Steel

2,349 2,599

30" Gas Slide-In Range

- Powerful 18,000 BTU Center Burner
- Heavy-Duty Metal Knobs
- Low-Profile Continuous Grate Design
- Stainless Steel Maintop
- 9 Specialized Cooking Modes
- Standard Convection
- 5 Burners Add Flexibility to Your Cooking
- Kitchen Timer
- Large Oven Capacity At 4.8 cu.ft.
- 3 Standard Racks
- 18,000 BTU Bake Burner
- 12,500 BTU Broil Burner
- LP Conversion Kit Included
- Electrical Supply: 15 A



HGI8056UC



HGI8046UC

LR: 5,000 BTU (NG)

LF: 10,000 BTU (NG)

C: 18,000 BTU (NG)

RR: 5,000 BTU (NG)

RF: 15,000 BTU (NG)

[HGI8056UC](#)

Stainless Steel

2,299 2,549

[HGI8046UC](#)

Black Stainless Steel

2,449 2,699

SLIDE-IN RANGES

This price list supersedes all previous price lists. Prices listed herein do not include applicable state or local taxes.

Model Number	Description	MAP	MSRP
--------------	-------------	-----	------

800 Series

30" Dual Fuel Slide-In Range

- Powerful 18,000 BTU Center Burner
- Heavy-Duty Metal Knobs
- Low-Profile Continuous Grate Design
- Stainless Steel Maintop
- 11 Specialized Cooking Modes
- 2,000 W Convection Ring Element
- Genuine European Convection
- Temperature Probe
- Fast Preheat™
- 5 Burners Add Flexibility to Your Cooking
- Two Oven Lights
- Kitchen Timer
- Large Oven Capacity At 4.6 cu.ft.
- 3 Standard Racks
- Recessed 8-Pass 3,800 W Broil Element
- Powerful 2,400 W 4-Pass Bake Element
- LP Conversion Kit Included
- Electrical Supply: 30 A



HDI8056U

LR: 5,000 BTU (NG)

LF: 10,000 BTU (NG)

C: 18,000 BTU (NG)

RR: 5,000 BTU (NG)

RF: 15,000 BTU (NG)

HDI8056U

Stainless Steel

2,699 2,999

30" Induction Slide-In Range

- 17 Heat Levels
- A 11" Heating Element Offers 3,700 W of Power
- Easier to Clean and More Efficient
- SpeedBoost®
- Each Element Has an Independent Countdown Timer
- ChildLock
- SafeStart
- 11 Specialized Cooking Modes
- 2,000 W Convection Ring Element
- Genuine European Convection
- Temperature Probe
- Fast Preheat™
- One Oven Light
- Large Oven Capacity At 4.6 cu.ft.
- 3 Standard Racks
- Recessed 8-Pass 3,800 W Broil Element
- Powerful 2,400 W 4-Pass Bake Element
- Electrical Supply: 40 A



HII8056U



HII8046U

LR: 9" @
2,200 W/3,700 W (SpeedBoost®)

RR: 11" @
2,600 W/3,700 W (SpeedBoost®)

LF: 6" @
1,400 W/2,200 W (SpeedBoost®)

RF: 6" @
1,400 W/2,200 W (SpeedBoost®)

HII8056U

Stainless Steel

3,399 3,749

HII8046U

Black Stainless Steel

3,549 3,949

This price list supersedes all previous price lists. Prices listed herein do not include applicable state or local taxes.

Model Number	Description	MAP	MSRP
--------------	-------------	-----	------

All Bosch Benchmark Slide-In Ranges Include the Following Features:

- The Bosch Slide-In Range Fits in Any Freestanding Range Cutout
- QuietClose® Door
- Temperature Probe
- A Full-Extension Telescopic Rack
- 400 W Warming Drawer
- Touch Control for Easier Operation of the Oven
- Temperature Conversion for Convection Cooking
- 2–4 hr Time-Adjustable Self Clean
- Temperature Probe
- Two Oven Lights
- Kitchen Timer
- Extra Large Door Window
- Star-K Certified 100°–450° F
- Rear Vent Trim Included

Benchmark Series

30" Electric Slide-In Range

- Cook With 6", 9" Or 12" Elements
- Heavy-Duty Metal Knobs
- 11 Specialized Cooking Modes
- 2,000 W Convection Ring Element
- Genuine European Convection
- Fast Preheat™
- Large Oven Capacity At 4.6 cu.ft.
- 1 Telescopic Rack, 2 Standard racks
- Recessed 8-Pass 3,800 W Broil Element
- Powerful 2,400 W 4-Pass Bake Element
- Electrical Supply: 40 A



HEIP056U

LR: 6" @ 1,200 W	C: 6" @ 100 W Warming Element	RR: 6" @ 1,200 W
LF: 6"/9"/12" @ 1,050 W/1,950 W/3,000 W		RF: 9.5" @ 3,200 W

HEIP056U

30" Electric Slide-In Range

2,799 3,099

30" Gas Slide-In Range

- Powerful 20K BTU Center Dual-Stacked Burner Designed for Faster Boiling and Low Simmer
- Heavy-Duty Metal Knobs
- Low-Profile Continuous Grate Design
- Stainless Steel Maintop
- 9 Specialized Cooking Modes
- Standard Convection
- 5 Burners Add Flexibility to Your Cooking
- Large Oven Capacity At 4.8 cu.ft.
- 1 Telescopic Rack, 2 Standard racks
- 18,000 BTU Bake Burner
- 12,500 BTU Broil Burner
- LP Conversion Kit Included
- Electrical Supply: 15 A



HGIP056UC

LR: 5,000 BTU (NG)	C: 20,000 BTU (NG) Dual-Stacked	RR: 5,000 BTU (NG)
LF: 10,000 BTU (NG)		RF: 15,000 BTU (NG)

HGIP056UC

30" Gas Slide-In Range

2,899 3,199

This price list supersedes all previous price lists. Prices listed herein do not include applicable state or local taxes.

Model Number	Description	MAP	MSRP
--------------	-------------	-----	------

Benchmark Series

30" Dual Fuel Slide-In Range

- Powerful 20K BTU Center Dual-Stacked Burner Designed for Faster Boiling and Low Simmer
- Heavy-Duty Metal Knobs
- Low-Profile Continuous Grate Design
- Stainless Steel Maintop
- 11 Specialized Cooking Modes
- 2,000 W Convection Ring Element
- Genuine European Convection
- Fast Preheat™
- 5 Burners Add Flexibility to Your Cooking
- Large Oven Capacity At 4.6 cu.ft.
- 1 Telescopic Rack, 2 Standard racks
- Recessed 8-Pass 3,800 W Broil Element
- Powerful 2,400 W 4-Pass Bake Element
- LP Conversion Kit Included
- Electrical Supply: 30 A



HDIP056U

LR: 5,000 BTU (NG)	C: 20,000 BTU (NG) Dual-Stacked	RR: 5,000 BTU (NG)
LF: 10,000 BTU (NG)		RF: 15,000 BTU (NG)

HDIP056U

30" Dual-Fuel Slide-In Range

2,999 3,299

30" Induction Slide-In Range

- FlexInduction® Cooktop Can Combine Two Cooking Zones Into One Continuous Surface
- PowerMove®
- 17 Heat Levels
- A 11" Heating Element Offers 3,700 W of Power
- Faster Than Gas Or Electric
- Easier to Clean and More Efficient
- SpeedBoost®
- PotSense
- Each Element Has an Independent Countdown Timer
- PreciseSelect®
- ChildLock
- SafeStart
- 2,000 W Convection Ring Element
- Genuine European Convection
- Fast Preheat™
- Star-K Certified 100°–450° F
- Large Oven Capacity At 4.6 cu.ft
- 1 Telescopic Rack, 2 Standard racks
- Recessed 8-Pass 3,800 W Broil Element
- Powerful 2,400 W 4-Pass Bake Element
- Electrical Supply: 40 A



HIIP056U













LR : 8" x 9" @ 2,200 W/3,600 W (SpeedBoost®)	RR: 11" @ 2,600 W/3,700 W (SpeedBoost®)	Full Zone: 16" x 9" @ 3,300 W/3,600 W (SpeedBoost®)
LF: 8" x 9" @ 2,200 W/3,600 W (SpeedBoost®)	RF: 6" @ 1,400 W/2,200 W (SpeedBoost®)	

HIIP056U

30" Induction Slide-In Range

3,799 4,199














This price list supersedes all previous price lists. Prices listed herein do not include applicable state or local taxes.

Model Number	Description	MAP	MSRP								
Accessories for Industrial Style Ranges				Gas				Dual Fuel			
				HGS8055UC	HGS8045UC	HGS8655UC	HGS8645UC	HDS8055U	HDS8045U	HDS8655U	HDS8645U
	HEZ9GR41UC Griddle for Industrial Style Range	179	199	•	•	•	•	•	•	•	•
	HEZ9GW23UC Wok Ring for Industrial Style Range	69	79	•	•	•	•	•	•	•	•
	HEZ9YZ30UC 9" Low Backguard for 30" Industrial Style Range, Stainless Steel	179	199	•	•	•	•	•	•	•	•
	HEZ9YZ36UC 9" Low Backguard for 36" Industrial Style Range, Stainless Steel	189	209	•	•	•	•	•	•	•	•
	HEZ8YZ30UC 9" Low Backguard for 30" Industrial Style Range, Black Stainless Steel	229	259	•	•	•	•	•	•	•	•
	HEZ8YZ36UC 9" Low Backguard for 36" Industrial Style Range, Black Stainless Steel	239	269	•	•	•	•	•	•	•	•
	HEZ9ZZ30UC 3" Rear Vent Trim Extension for 30" Industrial Style Range, Stainless Steel	119	139	•	•	•	•	•	•	•	•
	HEZ9ZZ36UC 3" Rear Vent Trim Extension for 36" Industrial Style Range, Stainless Steel	119	139	•	•	•	•	•	•	•	•
	HEZ8ZZ30UC 3" Rear Vent Trim Extension for 30" Industrial Style Range, Black Stainless Steel	139	159	•	•	•	•	•	•	•	•
	HEZ8ZZ36UC 3" Rear Vent Trim Extension for 36" Industrial Style Range, Black Stainless Steel	139	159	•	•	•	•	•	•	•	•
	HEZ9YZ04UC Side Panel Extension Kit for Industrial Style Range, Stainless Steel Provides full side coverage extending to rear of range	89	99	•	•	•	•	•	•	•	•
	HEZ8YZ04UC Side Panel Extension Kit for Industrial Style Range, Black Stainless Steel Provides full side coverage extending to rear of range	99	109	•	•	•	•	•	•	•	•

This price list supersedes all previous price lists. Prices listed herein do not include applicable state or local taxes.

Model Number	Description	MAP	MSRP	Gas				Dual Fuel			
Accessories for Industrial Style Ranges				HGS8055UC	HGS8045UC	HGS8655UC	HGS8645UC	HDS8055U	HDS8045U	HDS8655U	HDS8645U
	NEW HEZ9TK30UC Range Toe Kick 30", Stainless Steel	219	249	•				•			
	NEW HEZ9TK36UC Range Toe Kick 36", Stainless Steel	239	269			•				•	
	NEW HEZ8TK30UC Range Toe Kick 30", Black Stainless Steel	229	259		•				•		
	NEW HEZ8TK36UC Range Toe Kick 36", Black Stainless Steel	249	279				•				•
	NEW HEZ9LLUC Range Feet Premium 30"/36", Stainless Steel-Set of 4	79	89	•		•		•		•	
	NEW HEZ8LLUC Range Feet Premium 30"/36", Black Stainless Steel-Set of 4	149	169		•		•		•		•

This price list supersedes all previous price lists. Prices listed herein do not include applicable state or local taxes.

Model Number	Description	MAP	MSRP	Electric	Gas	Dual Fuel	Induction
Accessories for Slide-In Ranges							
	<u>HEZ298102</u> Wok Ring—Attaches to Grates	69	79		•		
	Stainless Steel Pan With Aluminum Core Optimized for Cooking With AutoChef® Element • Superior Heat Distribution			•	•	•	•
	<u>HEZ390210</u> 8" Pan for 6" Element	89	99				
	<u>HEZ390220</u> 9" Pan for 7" Element	99	109	•	•	•	•
	<u>HEZ390230</u> 10" Pan for 8" and 9" Elements	119	139	•	•	•	•
	<u>HEZGR301</u> Griddle for on Top of Gas Grates	139	159		•		
	Teppanyaki Works on Electric and Induction Cooking Surfaces • Optimized for Cooking on Induction Cooktops			•			•
	<u>HEZ390512</u> Teppanyaki	369	409				
	Non-Stick Induction Grill Non-Stick Cast Aluminum with a Thick Ferromagnetic Base • Ideal For Grilling Meats, Seafood and Vegetables						• ¹
	<u>HEZ9GR37UC</u> 17" x 9" Grill Pan	249	279				
	<u>HEZTR301</u> Gliding Telescopic Rack	279	309	•	•		•
	<u>HEZBS301</u> 4" Low Back Accessory for Electric and Induction Slide-In Ranges	249	279	•			•
	<u>HGZBS301</u> 4" Low Back Accessory for Gas Slide-In Ranges	219	249		•		
	<u>HDZBS301</u> 4" Low Back Accessory for Dual-Fuel Slide-In Ranges	249	279			•	
	<u>HDZIT301</u> Island Trim Accessory For Use in Dual-Fuel Range Island Applications	249	279			•	
	<u>HGZIT301</u> Island Trim Accessory For Use in Gas Range Island Applications	219	249		•		

¹ FlexInduction® Models Only

OVER-THE-RANGE MICROWAVE OVENS

This price list supersedes all previous price lists. Prices listed herein do not include applicable state or local taxes.

Model Number	Description	MAP	MSRP
All Bosch Over-the-Range Microwaves Include the Following Features:			
<ul style="list-style-type: none"> • Design-Matched for Use in Combination With Bosch Range Or Cooktop • Exclusive Stainless Steel Handle • Easy to Read White LCD Display • Easy to Use Touch Control • Side-Hinged Door Allows Full Access to Microwave Cavity 	<ul style="list-style-type: none"> • Installation for Recirculation Or Outside Venting • Reheat Setting • Potato Program • Automatic Defrost • Popcorn Program • Timer With Cook Time and Automatic Shut Off Function 	<ul style="list-style-type: none"> • Convenient Kitchen Timer • Easily Adds 30 Seconds to Cooking Time • 10 Microwave Power Levels • Plugs Into Standard 110 V, 3-Prong Outlet 	

300 Series

30" Over-the-Range Microwave

- Stainless Steel Colored Vent Grid
- 1.6 cu.ft. Large Oven Capacity
- Large 13 1/2" Glass Turntable
- Three-Speed Vent With Up to 300 CFM Power
- Two Surface Lights for Bright Cooktop Illumination



HMV3053U

[HMV3053U](#)

Stainless Steel

449 499

500 Series

30" Over-the-Range Microwave

- Easy-Clean Stainless Steel Vent Cover
- Large 14 3/16" Glass Turntable
- 2.1 cu.ft. Large Oven Capacity
- 8 Sensor Programs
- Four-Speed Vent With Up to 385 CFM Power
- Two LED Lights for Bright Cooktop Illumination
- Double Microwave Distribution System



HMV5053U

[HMV5053U](#)

Stainless Steel

549 649

800 Series

30" Over-the-Range Convection Microwave

- Easy-Clean Stainless Steel Vent Cover
- Large 14 3/16" Glass Turntable
- 1.8 cu.ft. Large Oven Capacity
- 8 Sensor Programs
- Four-Speed Vent With Up to 385 CFM Power
- Two LED Lights for Bright Cooktop Illumination
- Convection Cooking
- Full Stainless Steel Cavity



HMV8044U

[HMV8044U](#)

Black Stainless Steel

799 899

[HMV8053U](#)

Stainless Steel




749 849



HMV8053U






BUILT-IN MICROWAVE OVENS

This price list supersedes all previous price lists. Prices listed herein do not include applicable state or local taxes.

Model Number	Description	MAP	MSRP
500 Series			
24" and 30" Speed Ovens			
<ul style="list-style-type: none"> • Cooks Faster Than a Traditional Oven and Can Also Be Used As a Microwave • LCD Display and LED Light • 1.6 cu.ft. Overall Capacity • Nine SpeedChef® Cooking Cycles • Convection Broil and Convection Bake Modes • Seven Auto Sensor Microwave Cycles 	<ul style="list-style-type: none"> • 1,000 W Microwave • 1,750 W Broil Element • 600 W Bake Element • 1,700 W Convection Element • Electrical Connection – 120 V NEMA 5-20 3-Prong Plug • Electric Load – 20 A • Kitchen Timer and Panel Lock Setting 	<ul style="list-style-type: none"> • Stainless Steel Cooking Interior • Cut-Resistant Metal Turntable and Separate Ceramic Cooking Tray • Multi-Use Oven Rack • Wall Or Under Counter Approved Installation (Not Under a Cooktop) 	 <p>HMC54151UC</p>
<u>HMC54151UC</u>	24" 120 V Speed Oven, Stainless Steel	1,699	1,899
27" and 30" Built-In Microwave Touch Control With Drop Down Door			
<ul style="list-style-type: none"> • LCD Display and LED Light • 1.6 cu.ft. Overall Capacity • 14 1/8" Glass Turntable 	<ul style="list-style-type: none"> • Microwave Power: 950 W • 10 Power Levels • Sensor Cooking 	<ul style="list-style-type: none"> • Sensor Reheat • No Trim Kit Required • Plugs Into a Standard 120 V, 3-Prong Outlet 	 <p>HMB57152UC</p>
<u>HMB57152UC</u>	27" Microwave, Stainless Steel	1,249	1,399
<u>HMB50152UC</u>	30" Microwave, Stainless Steel	1,249	1,399
			 <p>HMB50152UC</p>


BUILT-IN MICROWAVE OVENS

This price list supersedes all previous price lists. Prices listed herein do not include applicable state or local taxes.

Model Number	Description	MAP	MSRP	
				800 Series
27" and 30" Speed Ovens				
<ul style="list-style-type: none"> • Cooks Faster Than a Traditional Oven and Can Also Be Used As a Microwave • LCD Display and LED Light • 1.6 cu.ft. Overall Capacity • Nine SpeedChef® Cooking Cycles • Convection Broil and Convection Bake Modes • Seven Auto Sensor Microwave Cycles 		<ul style="list-style-type: none"> • 1,000 W Microwave • 1,750 W Broil Element • 600 W Bake Element • 1,700 W Convection Element • Electrical Connection – 120 V NEMA 5-20 3-Prong Plug for HMC80152UC and HMC87152UC; 240 V Direct Wire for HMC80252UC and HMC80242UC 		 HMC87152UC
		<ul style="list-style-type: none"> • Electric Load – 20 A • Kitchen Timer and Panel Lock Setting • Stainless Steel Cooking Interior • Cut-Resistant Metal Turntable and Separate Ceramic Cooking Tray • Multi-Use Oven Rack • Wall Or Under Counter Approved Installation 		 HMC80152UC
<u>HMC87152UC</u>	27" 120 V Speed Oven, Stainless Steel	1,749	1,949	
<u>HMC80252UC</u>	30" 240 V Speed Oven, Stainless Steel	1,949	2,149	
<u>HMC80242UC</u>	30" 240 V Speed Oven, Black Stainless Steel	1,999	2,199	 HMC80242UC
<u>HMC80152UC</u>	30" 120 V Speed Oven, Stainless Steel	1,749	1,949	
24" and 30" Drawer Microwave Oven				
<ul style="list-style-type: none"> • Touch Control With White Display • 1.2 cu.ft. Overall Capacity 		<ul style="list-style-type: none"> • Microwave Power: 950 W • 10 Power Levels • Sensor Cooking 		 HMD8451UC
<u>HMD8451UC</u>	24" Drawer Microwave, Stainless Steel	1,549	1,749	
<u>HMD8053UC</u>	30" Drawer Microwave, Stainless Steel	1,649	1,849	 HMD8053UC

OVER-THE-RANGE MICROWAVE OVEN

This price list supersedes all previous price lists. Prices listed herein do not include applicable state or local taxes.

Model Number	Description	MAP	MSRP
Benchmark Series			
30" Over-the-Range Convection Microwave			
<ul style="list-style-type: none"> • Design Matched for Use in Combination With Bosch Range Or Cooktop • Exclusive Stainless Steel Handle • Easy-Clean Stainless Steel Vent Cover • Easy to Read White LCD Display • 1.8 cu.ft. Large Oven Capacity • Large 14³/₁₆" Glass Turntable • Easy to Use Touch Control • Side-Hinged Door Allows 	<ul style="list-style-type: none"> • Full Access to Microwave Cavity • Installation for Recirculation Or Outside Venting • Reheat Setting • Potato Program • Automatic Defrost • Popcorn Program • Timer With Cook Time and Automatic Shut Off Function • Convenient Kitchen Timer • Easily Adds 30 Seconds to 	<ul style="list-style-type: none"> • Cooking Time • 10 Microwave Power Levels • 8 Sensor Programs • Four-Speed Vent With Up to 385 CFM Power • Two 30 W LED Lights for Bright Cooktop Illumination • Convection Cooking • Full Stainless Steel Cavity • Heavy-Duty Mesh Ventilation Filter • Triple Distribution System • Plugs Into Standard 110 V, 3-Prong Outlet 	 <p>HMVP053U</p>
<u>HMVP053U</u>	Stainless Steel	799	899

This price list supersedes all previous price lists. Prices listed herein do not include applicable state or local taxes.

Model Number	Description	MAP	MSRP
All Bosch 500 Series 24" Built-In Ovens Include the Following Features: <ul style="list-style-type: none"> Oven Is Perfect for Kitchens With a Smaller Footprint Designed to Be Installed Flush With Your Cabinetry Genuine European Convection Ensures Even Cooking and Baking Results on Multiple Racks Halogen Light to Better Monitor Cooking Progress Kitchen Timer 			

500 Series

24" Single Wall Oven, European Convection

- Telescopic Extension Rail
- Knob Control
- 9 Oven Modes
- Custom Cooking Modes: Pie, Frozen Foods, Defrost, Warm, and Broil Plus
- The DualClean® System Uses the Cavity Coating and Heat to Burn Off Most Grease
- Timer With Cook Time and Delay Start Function
- Capacity At 2.8 cu.ft.
- 8-Pass Broil Element



HBE5453UC

HBE5453UC

24" Stainless Steel

1,899 2,099

24" Single Wall Oven, European Convection

- Home Connect™ Features. Remotely Monitor and Control the Wall Oven With Wi-Fi Connectivity
- 24" Touch Control Bosch Wall Oven With Full Color TFT Display
- 12 Oven Modes
- Designed With Black Glass Door and a Unique Ring Control
- Custom Cooking Modes: Convection Multi-Rack, Bake, Pizza, Roast, Proof, Convection Broil, Broil, Slow Cooking, Defrost, Plate Warming, Warming
- Sabbath Mode
- EcoClean® Coating Uses Heat to Burn Off Most Grease
- Three Standard Racks
- Capacity At 2.5 cu.ft.



HBE5452UC



HBE5452UC

24" Stainless Steel

2,099 2,349

BUILT-IN OVENS

This price list supersedes all previous price lists. Prices listed herein do not include applicable state or local taxes.

Model Number	Description	MAP	MSRP
All Bosch 500 Series 27" and 30" Built-In Ovens Include the Following Features:			
<ul style="list-style-type: none"> Heavy-Duty Metal Knobs for a Premium Look and Feel Compatible With Most Existing Cut-Outs Designed to Be Installed Flush With Your Cabinetry 2, 3, and 4-Hour Self-Clean Cycles One Oven Light Kitchen Timer Extra Large Door Window for Easy Monitoring of Cooking Process Star-K Certified 100°–450°F Large Capacity At 4.6 cu.ft. (3.9 cu. ft. for 27") Recessed 8-Pass Broil Element for Increased Capacity and Safety 			

500 Series

30" Single Wall Ovens, Thermal Cooking

- Thermal Cooking With Bake, Broil, Roast, and Warm
- 6 Oven Modes

HBL5351UC

30" Stainless Steel

1,899 2,099



HBL5351UC

27" and 30" Single Wall Oven, European Convection

- Genuine European Convection
- 14 Oven Modes
- Custom Cooking Modes: Pizza, Pie, Warm and Proof
- Temperature Conversion for Convection Cooking

HBL5451UC

30" Stainless Steel

2,249 2,499



HBL5451UC

30" Double Wall Oven, Thermal Cooking

- Thermal Cooking With Bake, Broil, Roast and Warm in Both Cavities

HBL5551UC

30" Stainless Steel

2,949 3,249



HBL5551UC

BUILT-IN OVENS

This price list supersedes all previous price lists. Prices listed herein do not include applicable state or local taxes.

Model Number	Description	MAP	MSRP
--------------	-------------	-----	------

500 Series

27" and 30" Double Wall Oven, European Convection (Upper Cavity)

- Genuine European Convection in Upper Oven
- 14 Upper Oven Modes
- Custom Cooking Modes
Upper Oven: Pizza, Pie, Warm and Proof
- Thermal Cooking With Bake, Broil, Roast and Warm in Lower Oven
- Temperature Conversion for Convection Cooking in Upper Oven

HBL5651UC

30" Stainless Steel

3,299 3,649



HBL5651UC

30" Microwave Combination Oven

- Combination Oven
Featuring a Microwave and Wall Oven With Stainless Steel Knobs
- 1.6 cu.ft. Capacity
Microwave With Drop Down Door and LCD Display
- Genuine European Convection in Lower Oven

HBL57M52UC

30" Stainless Steel

3,499 3,849



HBL57M52UC

BUILT-IN OVENS

This price list supersedes all previous price lists. Prices listed herein do not include applicable state or local taxes.

Model Number	Description	MAP	MSRP
All Bosch 800 Series 27" and 30" Built-In Ovens Include the Following Features:			
<ul style="list-style-type: none"> • QuietClose® Door • A Full-Extension Telescopic Rack • Designed to Be Installed Flush With Your Cabinetry • Compatible With Most Existing Cut-Outs • 15 Oven Modes • Custom Cooking Modes: Pizza, Pie, Warm and Proof 	<ul style="list-style-type: none"> • Genuine European Convection • Temperature Conversion for Convection Cooking • Touch Control With SteelTouch™ Buttons Makes Operating the Oven Easier • Temperature Probe Takes Guesswork Out of Cooking • Fast Preheat™ Reduces Preheat Time • 2, 3, and 4-Hour Self-Clean Cycles 	<ul style="list-style-type: none"> • Two Oven Lights • Timer With Cook Time and Delay Start Function • Extra Large Door Window for Easy Monitoring of Cooking Process • Star-K Certified 100°–450°F • Large Capacity At 4.6 cu.ft. (3.9 cu.ft. for 27") • Recessed 8-Pass Broil Element for Increased Capacity and Safety 	

800 Series

30" Single Wall Ovens

- Home Connect™ Features. Remotely Monitor and Control the Wall Oven With Wi-Fi Connectivity



HBL8453UC



HBL8463UC



HBL8443UC

<u>HBL8453UC</u>	30" Single Wall Oven, Stainless Steel	2,699	2,999
<u>HBL8463UC</u>	30" Single Wall Oven, Black	2,649	2,949
<u>HBL8443UC</u>	30" Single Wall Oven, Black Stainless Steel	2,899	3,199

This price list supersedes all previous price lists. Prices listed herein do not include applicable state or local taxes.

Model Number	Description	MAP	MSRP
--------------	-------------	-----	------

800 Series

27" and 30" Double Wall Oven

- 15 Upper Oven Modes
- 6 Lower Oven Modes
- Genuine European Convection in Upper Oven
- Thermal Cooking With Bake, Broil, Roast and Warm in Lower Oven



HBL8651UC



HBL8661UC



HBL8642UC

<u>HBL8651UC</u>	30" Stainless Steel	3,699	4,099
<u>HBL8661UC</u>	30" Black	3,499	3,849
<u>HBL8642UC</u>	30" Black Stainless Steel	3,899	4,299

30" Speed Combination Oven

- Home Connect™ Features. Remotely Monitor and Control the Lower Wall Oven With Wi-Fi Connectivity
- Combination Oven Featuring a Speed Oven and Wall Oven With Touch Control
- Speed Oven Cooks Faster Than a Traditional Oven
- Speed Oven: For Additional Details Please Review SKU HMC80252UC (page 9-3)
- 15 Lower Oven Modes



HBL8753UC



HBL8743UC

<u>HBL8753UC</u>	30" Combo, Stainless Steel,	4,649	5,149
<u>HBL8743UC</u>	30" Combo, Black Stainless Steel,	5,049	5,599

This price list supersedes all previous price lists. Prices listed herein do not include applicable state or local taxes.

Model Number	Description	MAP	MSRP
--------------	-------------	-----	------

800 Series

30" Microwave Combination Oven

- Home Connect™ Features. Remotely Monitor and Control the Lower Wall Oven With Wi-Fi Connectivity
- Combination Oven Featuring a Microwave and Wall Oven With Touch Control
- 1.6 cu.ft. Capacity Microwave With Drop Down Door and LCD Display
- 15 Lower Oven Modes

HBL87M53UC

30" Stainless Steel

4,049 4,499





HBL87M53UC



BUILT-IN WARMING DRAWERS

This price list supersedes all previous price lists. Prices listed herein do not include applicable state or local taxes.

Model Number	Description	MAP	MSRP
500 Series			
27" and 30" Warming Drawers			
<ul style="list-style-type: none"> Keeps Meals Hot and Is Designed to Match the Perfectly Flush Fit of a Bosch Wall, Speed Or Steam Oven 3 Settings to Keep Meals Hot and Ready to Serve Installs Vertically Under Bosch Speed, Steam Or Wall Oven 		<ul style="list-style-type: none"> Matches Bosch Built-In Products Install Either Flush Or Proud 450 W Heating Element Concealed Below Drawer Special Dough Proofing Mode Sturdy Ball Bearing Telescopic Rails for Smooth Opening 	
		<ul style="list-style-type: none"> Star-K Certified 1 Hour Automatic Shut Off Function With Adjustable Timer 2.2 cu.ft. Large Cavity (1.9 cu.ft. for 27") Lower Side Walls Allow Easy Loading and Unloading of Drawer 	
		 HWD5051UC	
<u>HWD5751UC</u>	27" Stainless Steel	1,199	1,349
<u>HWD5051UC</u>	30" Stainless Steel	1,249	1,399
30" Storage Drawer			
<ul style="list-style-type: none"> Designed to Match the Perfectly Flush Fit of a Bosch Wall, Speed Or Steam Oven 		<ul style="list-style-type: none"> Fits 30" Racks, the Temperature Probe and Other Cooking Relevant Utensils A Silicone Mat Protects the Bottom of Drawer 2.4 cu.ft. Large Cavity 	
		 HSD5051UC	
<u>HSD5051UC</u>	30" Stainless Steel	699	799

This price list supersedes all previous price lists. Prices listed herein do not include applicable state or local taxes.

Model Number	Description	MAP	MSRP
--------------	-------------	-----	------

All Bosch Benchmark Series Built-In Ovens Include the Following Features:

- QuietClose® Door Dampened Hinges Softly and Quietly Guide the QuietClose® Door Shut
- The Color TFT Control Panel With SteelTouch™ Buttons Is Easy to Use
- A Full-Extension Telescopic Rack Offers Safe Access to the Oven Cavity
- Designed to Be Installed Flush With Your Cabinetry
- Compatible With Most Existing Cut-Outs
- 14 Specialized Cooking Modes – Gourmet Cooking Made Easy
- Custom Cooking Programs: No-Preheat Frozen Food Mode, Pizza, Pie, Warm and Proof
- Genuine European Convection
- Temperature Conversion for Convection Cooking
- Fast Preheat™ Reduces Preheat Time
- 2, 3, and 4-Hour Self-Clean Cycles
- EcoChef Mode – Remaining Heat in Cavity Finishes Cooking Process
- AutoProbe Takes the Guesswork Out of Cooking
- Two Halogen Lights Provide Superior Cavity Illumination
- Timer With Cook Time and Delay Start Function
- Extra Large Door Window for Easy Monitoring of Cooking Process
- Star-K Certified 100°–450°F
- Two Separate Time Intervals Can Be Programmed
- Large Capacity At 4.6 cu.ft.

Benchmark Series

30" Single Wall Oven SideOpening Door

- SideOpening Door Offers Better Ergonomic Access to the Oven Cavity
- Recessed 8-Pass Broil Element for Increased Capacity and Safety



HBLP451RUC



HBLP451LUC



HBLP451UC

<u>HBLP451RUC</u>	30" Stainless Steel, Right SideOpening Door	3,249	3,599
<u>HBLP451LUC</u>	30" Stainless Steel, Left SideOpening Door	3,249	3,599
<u>HBLP451UC</u>	30" Stainless Steel	2,949	3,249

BUILT-IN OVENS/BUILT-IN STEAM CONVECTION OVENS

This price list supersedes all previous price lists. Prices listed herein do not include applicable state or local taxes.

Model Number	Description	MAP	MSRP
Benchmark Series			

30" Double Wall Oven SideOpening Door

- SideOpening Door Offers Better Ergonomic Access to the Oven Cavity
- AutoProbe in the Upper Oven Takes the Guesswork Out of Cooking
- Recessed 8-Pass Broil Element for Increased Capacity and Safety



HBLP651RUC



HBLP651LUC



HBLP651UC

<u>HBLP651RUC</u>	30" Stainless Steel, Right SideOpening Door	4,949	5,449
<u>HBLP651LUC</u>	30" Stainless Steel, Left SideOpening Door	4,949	5,449
<u>HBLP651UC</u>	30" Stainless Steel	4,349	4,799

Benchmark Series

30" Steam Convection Oven

- The Only Steam Convection Oven in Its Class That Installs Flush, for a European Kitchen Design
- Steam Convection Cooking Cooks Crispy Outside, Tender Inside
- Steam Cooking Maintains Your Vegetables' Nutrients, Flavors and Color
- Designed to Fit Perfectly Above a Warming Drawer Or Storage Drawer
- The Color TFT Control Panel With SteelTouch™ Buttons Is Easy to Use
- Installs Horizontally for Perfect Alignment With Speed Or Steam Oven
- One Halogen Light
- Genuine European Convection
- Features Vegetable and Chicken Programs: Oven Automatically Sets Temperature and Humidity
- Perfect Reheating
- Timer With Cook Time and Delay Start Function
- 1 Rack, 2 Perforated and 2 Non-Perforated Pans Are Included
- Non-Plumbed for Easy Installation
- Steam Assist Clean
- 1.4 qt. Water Tank Can Be Used for an Entire Cooking Cycle
- Child Lock
- Large Capacity At 1.4 cu.ft.






HSLP451UC

<u>HSLP451UC</u>	30" Stainless Steel	3,399	3,749
----------------------------------	----------------------------	--------------	--------------


BUILT-IN COMBINATION OVENS/BUILT-IN SPEED OVENS

This price list supersedes all previous price lists. Prices listed herein do not include applicable state or local taxes.

Model Number	Description	MAP	MSRP	
				Benchmark Series
30" Steam Convection Combination Oven <ul style="list-style-type: none"> Combination Oven Featuring a Steam Convection Oven Steam Oven Cooks Meats, Vegetables, Rice, Fish to Perfection <i>Steam Convection Oven:</i> For Additional Details Please Review SKU HSLP451UC (page 12-2) Recessed 8-Pass Broil Element for Increased Capacity and Safety 				 <p>HSLP751UC</p>
<u>HSLP751UC</u>	30" Stainless Steel	6,249	6,899	
30" Speed Combination Oven With TFT Display <ul style="list-style-type: none"> Combination Oven Featuring a Speed Oven Speed Oven Cooks Faster Than a Traditional Oven <i>Speed Oven:</i> For Additional Details Please Review SKU HMCP0252UC (page 12-3) Recessed 8-Pass Broil Element for Increased Capacity and Safety 				 <p>HBLP752UC</p>
<u>HBLP752UC</u>	30" Stainless Steel	4,949	5,449	
				Benchmark Series
30" Speed Oven Touch Control With TFT Display <ul style="list-style-type: none"> 1.6 cu.ft. Overall Capacity Nine SpeedChef® Cooking Cycles Convection Broil and Convection Bake Modes Seven Auto Sensor Microwave Cycles 1,000 W Microwave 600 W Bake Element 1,750 W Broil Element 1,700 W Convection Element Electrical Connection: 240 V Direct Wire Electric Load – 16 A • Kitchen Timer and Panel Lock Setting Stainless Steel Cooking Interior Cut-Resistant Metal Turntable and Separate Ceramic Cooking Tray Multi-Use Oven Rack Wall Or Undercounter Approved Installation Installs in Horizontal Configuration Paired With 30" Bosch Single Wall Ovens/ Steam Oven and Warming Drawers 				 <p>HMCP0252UC</p>
<u>HMCP0252UC</u>	30" Stainless Steel	2,099	2,349	

ACCESSORIES

This price list supersedes all previous price lists. Prices listed herein do not include applicable state or local taxes.

Model Number	Description	MAP	MSRP		
Accessories for Ovens				30" Single Wall Ovens	30" Double Wall Ovens
	Ball Bearing Telescopic Rack Ball Bearing Full Extension Telescopic Racks • Adjustable to All Rack Support Levels • Convenient Handling • Easy to Operate • Available As Separate Accessory for Even More Convenience			•	•
<u>HEZTR301</u>	30" Telescopic Rack	279	309		

This price list supersedes all previous price lists. Prices listed herein do not include applicable state or local taxes.

Model Number	Description	MAP	MSRP
--------------	-------------	-----	------

All Bosch Induction Cooktops Include the Following Features:

- Faster Than Gas Or Electric
- Easier to Clean and More Efficient
- SpeedBoost®
- PotSense
- Each Element Has an Independent CountDown Timer
- ChildLock
- See All Pan Accessories on Page 15-4

500 Series

24" Induction Cooktop

- An 11" Heating Element Offers 3,700 W of Power
- 30 A Breaker



NIT5469UC

LR: 11" @ 2,600 W/3,700 W (SpeedBoost®)	RR: 7" @ 1,800 W/3,100 W (SpeedBoost®)
	RF: 6" @ 1,400 W/2,200 W (SpeedBoost®)

NIT5469UC

24" Induction Cooktop, Black, Frameless

1,549 1,749

30" Induction Cooktop

- An 11" Heating Element Offers 3,700 W of Power
- 30 A Breaker



NIT5068UC

LR: 9" @ 2,200 W/3,700 W (SpeedBoost®)	RR: 11" @ 2,600 W/3,700 W (SpeedBoost®)
LF: 6" @ 1,400 W/2,200 W (SpeedBoost®)	RF: 6" @ 1,400 W/2,200 W (SpeedBoost®)

NIT5068UC

30" Induction Cooktop, Black, Frameless

1,699 1,899

36" Induction Cooktop

- Dual 12" Heating Element Offers 3,700 W of Power
- 40 A Breaker



NIT5668UC

LR: 7" @ 1,800 W/3,100 W (SpeedBoost®)	C: 12"/9" @ 3,700 W/5,400 W (SpeedBoost®)/ 2,200 W/3,300 W (SpeedBoost®)	RR: 6" @ 1,400 W/2,200 W (SpeedBoost®)
LF: 7" @ 1,800 W/3,100 W (SpeedBoost®)		RF: 9" @ 2,200 W/3,700 W (SpeedBoost®)

NIT5668UC

36" Induction Cooktop, Black, Frameless

1,999 2,199

This price list supersedes all previous price lists. Prices listed herein do not include applicable state or local taxes.

Model Number	Description	MAP	MSRP
--------------	-------------	-----	------

800 Series

30" Induction Cooktop

- Home Connect™ (Wi-Fi Enabled)
- AutoChef®
- An 11" Heating Element Offers 3,700 W of Power
- PreciseSelect®
- Hood Control
- 30 A Breaker
- SafeStart



NIT8069SUC



NIT8069UC

[NIT8069SUC](#)

30" Induction Cooktop, Black With Stainless Steel Frame

2,099 2,349

[NIT8069UC](#)

30" Induction Cooktop, Black, Frameless

2,099 2,349

36" Induction Cooktop

- Home Connect™ (Wi-Fi Enabled)
- AutoChef®
- Dual 12" Heating Element With Powerful 5,400 W
- PreciseSelect®
- Hood Control
- 40 A Breaker



NIT8669SUC



NIT8669UC

[NIT8669SUC](#)

36" Induction Cooktop, Black With Stainless Steel Frame

2,499 2,749

[NIT8669UC](#)

36" Induction Cooktop, Black, Frameless

2,499 2,749

This price list supersedes all previous price lists. Prices listed herein do not include applicable state or local taxes.

Model Number	Description	MAP	MSRP
--------------	-------------	-----	------

500 Series

24" Knob Control, Frameless Design

- 4 Elements
- Knob Controls for Precision Cooking
- Heat Indicator for Each Element
- 8" Heating Element With Powerful 2,200 W
- Power/Amps: 240 V, 60 Hz/ 30 A



NEM5466UC

LR: 8" @ 2,200 W	RR: 6" @ 1,200 W
LF: 6" @ 1,850 W	RF: 7" @ 1,800 W

NEM5466UC**24" Electric Cooktop****899 999****30" Knob Control, Frameless Design**

- Dual Element Offer the Capability to Use Multiple Pan Sizes
- Infinite Temperature Controls for Precision Cooking
- Heat Indicator
- 9" Heating Element With Powerful 2,500 W
- Power/Amps: 240 V, 60 Hz/ 30 A



NEM5066UC

LR: 7" @ 1,800 W	RR: 6" @ 1,200 W
LF: 7"/5" @ 1,700 W/700 W	RF: 9" @ 2,500 W

NEM5066UC**30" Electric Cooktop****999 1,099****36" Knob Control, Frameless Design**

- 2 Dual Elements Offer the Capability to Use Multiple Pan Sizes
- Infinite Temperature Controls for Precision Cooking
- Heat Indicator
- 9" Heating Element With Powerful 2,500 W
- Power/Amps: 240 V, 60 Hz/ 40 A



NEM5666UC

LR: 7" @ 1,800 W	C: 7" @ 1,800 W	RR: 6" @ 1,200 W
LF: 7"/5" @ 1,700 W/700 W		RF: 9"/6" @ 2,500 W/1,100 W

NEM5666UC**36" Electric Cooktop****1,099 1,249**

This price list supersedes all previous price lists. Prices listed herein do not include applicable state or local taxes.

Model Number	Description	MAP	MSRP
--------------	-------------	-----	------

800 Series

30" Cooktop With Or Without Stainless Steel Frame

- | | | |
|----------------------------------------------------------------------------------------------------------------------------------------------------------------------|----------------------------------------------------------------------------------------------------------------------------------------------------------------------------------|-----------------------------------------------------------------------------------------------------------------------------------------------|
| <ul style="list-style-type: none"> • PreciseSelect® • Front and Back Stainless Steel Frame • Bridge Element • Dual Element | <ul style="list-style-type: none"> • SpeedBoost® • Clean Lock • 2-Level Heat Indicator • ChildLock • Built-In Timers for Each | <ul style="list-style-type: none"> • Element: Doubles As General-Purpose Kitchen Timer • Power/Amps: 240, 60 Hz/ 40 A |
|----------------------------------------------------------------------------------------------------------------------------------------------------------------------|----------------------------------------------------------------------------------------------------------------------------------------------------------------------------------|-----------------------------------------------------------------------------------------------------------------------------------------------|



NET8068SUC



NET8068UC

LR: 7" @ 1,800 W (400 W Bridge)	C: 9"/6" @ 3,600 W/1,400 W (SpeedBoost®)	
LF: 7" @ 1,800 W		RF: 6" @ 1,200 W

<u>NET8068SUC</u>	30" Electric Cooktop, Black With Stainless Steel Frame	1,199 1,349
--------------------------	---------------------------------------------------------------	--------------------

<u>NET8068UC</u>	30" Electric Cooktop, Black, Frameless	1,199 1,349
-------------------------	-----------------------------------------------	--------------------

36" Cooktop With Or Without Stainless Steel Frame

- | | | |
|-------------------------------------------------------------------------------------------------------------------------------------------------------------------------|----------------------------------------------------------------------------------------------------------------------------------------------------------------------------------|-----------------------------------------------------------------------------------------------------------------------------------------------|
| <ul style="list-style-type: none"> • PreciseSelect® • Front and Back Stainless Steel Frame • Bridge Element • 2 Dual Elements | <ul style="list-style-type: none"> • SpeedBoost® • Clean Lock • 2-Level Heat Indicator • ChildLock • Built-In Timers for Each | <ul style="list-style-type: none"> • Element: Doubles As General-Purpose Kitchen Timer • Power/Amps: 240, 60 Hz/ 50 A |
|-------------------------------------------------------------------------------------------------------------------------------------------------------------------------|----------------------------------------------------------------------------------------------------------------------------------------------------------------------------------|-----------------------------------------------------------------------------------------------------------------------------------------------|



NET8668SUC



NET8668UC

LR: 7" @ 1,800 W (400 W Bridge)	C: 9"/6" @ 3,600 W/1,400 W (SpeedBoost®)	RR: 6" @ 1,200 W
LF: 7" @ 1,800 W		RF: 8"/5" @ 1,900 W/800 W

<u>NET8668SUC</u>	36" Electric Cooktop, Black With Stainless Steel Frame	1,299 1,449
--------------------------	---------------------------------------------------------------	--------------------

<u>NET8668UC</u>	36" Electric Cooktop, Black, Frameless	1,299 1,449
-------------------------	-----------------------------------------------	--------------------

This price list supersedes all previous price lists. Prices listed herein do not include applicable state or local taxes.

Model Number	Description	MAP	MSRP
--------------	-------------	-----	------

All Bosch Gas Cooktops Include the Following Features:

- Front Controls for Easy Operation
- Continuous Cast Iron Grates
- LP Kit Included

500 Series

24" Gas Cooktop

- 4 Burners
- 16K BTU Max
- Recessed Burner Areas
- Metal Knobs
- Automatic Re-Ignition

LR: 9,300 BTU

RR: 11,500 BTU

LF: 5,000 BTU

RF: 5,000 BTU



NGM5456UC

NGM5456UC

24" Gas Cooktop, 4 Burners, Stainless Steel

899 999

Discontinue Q1 2022

30" Gas Cooktop

- 4 Burners
- 16K BTU Max
- OptiSim® Burner
- Recessed Burner Areas
- Metal Knobs
- Automatic Re-Ignition

LR: 10,000 BTU

RR: 5,500 BTU

LF: 10,000 BTU

RF: 16,000 BTU



NGM5056UC

NGM5056UC

30" Gas Cooktop, 4 Burners, Stainless Steel

899 999

Discontinue Q1 2022

36" Gas Cooktop

- 5 Burners
- 16K BTU Max
- OptiSim® Burner
- Recessed Burner Areas
- Metal Knobs
- Automatic Re-Ignition

LR: 10,000 BTU

C: 16,000 BTU

RR: 5,500 BTU

LF: 10,000 BTU

RF: 10,000 BTU



NGM5656UC

NGM5656UC

36" Gas Cooktop, 5 Burners, Stainless Steel

1,049 1,199

Discontinue Q1 2022

This price list supersedes all previous price lists. Prices listed herein do not include applicable state or local taxes.

Model Number	Description	MAP	MSRP
--------------	-------------	-----	------

All New Bosch Gas Cooktops Include the Following Features:

- Front-Center Controls
- Continuous Cast Iron Grates
- LP Kit Included
- High Efficiency Gas Burners
- Thermocouple Flame Monitor Control

500 Series

24" Gas Cooktop

- 4 Burners
- 10.3K BTU Max
- Stainless-Look Metal Knobs
- One-Piece Stainless Steel Maintop Design
- Ideal for Kitchens with a Smaller Footprint
- Durable Laser Etched Graphics

LR: 6,000 BTU

RR: 10,300 BTU

LF: 6,000 BTU

RF: 3,4000 BTU

NEW NGM5458UC **24" Gas Cooktop, 4 Burners, Stainless Steel** **949 1,049**
Available Q1 2022

30" Gas Cooktop

- 5 Burners
- 16K BTU Max
- OptiSim® Burner
- Stainless-Look Metal Knobs
- One-Piece Stainless Steel Maintop Design
- LED "On" Indicator Light
- New Low Profile Cooking Surface
- Durable Laser Etched Graphics
- Sealed Burners for Easier Cleanup

LR: 6,000 BTU

C: 16,000 BTU

RR: 10,300 BTU

LF: 3,400 BTU

RF: 6,000 BTU

NEW NGM5058UC **30" Gas Cooktop, 5 Burners, Stainless Steel** **1,049 1,199**
Available Q1 2022

36" Gas Cooktop

- 5 Burners
- 16K BTU Max
- OptiSim® Burner
- Stainless-Look Metal Knobs
- One-Piece Stainless Steel Maintop Design
- LED "On" Indicator Light
- New Low Profile Cooking Surface
- Durable Laser Etched Graphics
- Sealed Burners for Easier Cleanup

LR: 6,000 BTU

C: 16,000 BTU

RR: 10,300 BTU

LF: 3,400 BTU

RF: 6,000 BTU

NEW NGM5658UC **36" Gas Cooktop, 5 Burners, Stainless Steel** **1,199 1,349**
Available Q1 2022

This price list supersedes all previous price lists. Prices listed herein do not include applicable state or local taxes.

Model Number	Description	MAP	MSRP
--------------	-------------	-----	------

800 Series

30" Gas Cooktop

- 19K BTU Max
- OptiSim® Burner
- Recessed Burner Areas
- Black Stainless Metal Knobs (NGM8046UC)
- Automatic Re-Ignition
- Red LED Light Indicates Burners Are On



NGM8056UC

LR: 5,500 BTU	C: 19,000 BTU	RR: 10,000 BTU
LF: 10,000 BTU		RF: 5,500 BTU

NGM8056UC**30" Gas Cooktop, 5 Burners, Stainless Steel****1,199 1,349**

Discontinue Q1 2022



NGM8046UC


LR: 5,500 BTU	C: 19,000 BTU	RR: 9,300 BTU
LF: 9,300 BTU		RF: 5,500 BTU

NGM8046UC**30" Gas Cooktop, 5 Burners, Black With Black Stainless Knobs****1,249 1,399**

Discontinue Q1 2022

36" Gas Cooktop

- 5 Burners
- 19K BTU Max
- OptiSim® Burner
- Recessed Burner Areas
- Black Stainless Metal Knobs (NGM8646UC)
- Automatic Re-Ignition
- Red LED Lights Indicate Burners Are On



NGM8656UC

LR: 10,000 BTU	C: 19,000 BTU	RR: 5,500 BTU
LF: 12,000 BTU		RF: 12,000 BTU

NGM8656UC**36" Gas Cooktop, 5 Burners, Stainless Steel****1,299 1,449**

Discontinue Q1 2022



NGM8646UC

LR: 9,300 BTU	C: 19,000 BTU	RR: 5,500 BTU
LF: 9,300 BTU		RF: 9,300 BTU

NGM8646UC**36" Gas Cooktop, 5 Burners, Black With Black Stainless Knobs****1,349 1,499**

Discontinue Q1 2022

This price list supersedes all previous price lists. Prices listed herein do not include applicable state or local taxes.

Model Number	Description	MAP	MSRP
--------------	-------------	-----	------

800 Series

30" Gas Cooktop

- 5 Burners
- FlameSelect® (9 Power Levels)
- Dual Flame Power Burner
- 17K BTU Max
- OptiSim® Burner
- Low Profile Stainless Steel Cooking Surface
- Stainless Steel Appearance Knobs
- Dishwasher Safe Grates
- Electronic Ignition
- Flame Failure Safety Device



NGM8057UC

LR: 6,000 BTU

LF: 3,400 BTU

C: 17,000 BTU

RR: 9,000 BTU

RF: 6,000 BTU

NGM8057UC**30" Gas Cooktop, 5 Burners, Stainless Steel****1,399 1,549**

Discontinue Q1 2022

36" Gas Cooktop

- 5 Burners
- FlameSelect® (9 Power Levels)
- Dual Flame Power Burner
- 17K BTU Max
- OptiSim® Burner
- Low Profile Stainless Steel Cooking Surface
- Stainless Steel Appearance Knobs
- Dishwasher Safe Grates
- Electronic Ignition
- Flame Failure Safety Device



NGM8657UC

LR: 6,000 BTU

LF: 3,400 BTU

C: 17,000 BTU

RR: 9,000 BTU

RF: 6,000 BTU

NGM8657UC**36" Gas Cooktop, 5 Burners, Stainless Steel****1,499 1,649**

Discontinue Q1 2022

This price list supersedes all previous price lists. Prices listed herein do not include applicable state or local taxes.

Model Number	Description	MAP	MSRP
--------------	-------------	-----	------

800 Series

30" Gas Cooktop

- 5 Burners
- 17K BTU Max
- OptiSim® Burner
- Black Stainless-Look Metal Knobs (NGM8048UC)
- Dual Ring Power Burner
- LED Light Line Knob Illumination
- FlameSelect® (9 Power Levels)
- Dishwasher-Safe Grates
- Residual Heat Indication

LR: 6,000 BTU		RR: 10,300 BTU
LF: 3,400 BTU	C: 17,000 BTU	RF: 6,000 BTU

NEW NGM8058UC 30" Gas Cooktop, 5 Burners, Stainless Steel 1,399 1,549

NEW NGM8048UC 30" Gas Cooktop, 5 Burners, Black With Black Stainless Knobs 1,499 1,649

Available Q1 2022

36" Gas Cooktop

- 5 Burners
- 17K BTU Max
- OptiSim® Burner
- Black Stainless-Look Metal Knobs (NGM8648UC)
- Dual Ring Power Burner
- LED Light Line Knob Illumination
- FlameSelect® (9 Power Levels)
- Dishwasher-Safe Grates
- Residual Heat Indication

LR: 6,000 BTU		RR: 10,300 BTU
LF: 3,400 BTU	C: 17,000 BTU	RF: 6,000 BTU

NEW NGM8658UC 36" Gas Cooktop, 5 Burners, Stainless Steel 1,499 1,649

NEW NGM8648UC 36" Gas Cooktop, 5 Burners, Black With Black Stainless Knobs 1,599 1,799

Available Q1 2022

This price list supersedes all previous price lists. Prices listed herein do not include applicable state or local taxes.

Model Number	Description	MAP	MSRP
--------------	-------------	-----	------

All Bosch Gas Rangetops Include the Following Features:

- 18K BTU Max
- OptiSim® Burner
- High Efficiency Burners
- Industrial-Style Design
- Porcelain Enameled Cooking Surface
- Large Metal Control Knobs
- Up-Front Centralized Controls
- Continuous Surface Cast Iron Grates
- Dishwasher Safe Grates
- Electronic Ignition
- Flame Supervision Device
- LP Kit Included

800 Series
30" Gas Rangetop

- 18K BTU Dual Flame Ring Burner
- Two 12K BTU Large Burners
- 5K BTU OptiSim® Simmer Burner



RGM8058UC

LR: 12,000 BTU

RR: 5,000 BTU

LF: 12,000 BTU

RF: 18,000 BTU

RGM8058UC

30" Gas Rangetop, 4 Burners, Stainless Steel

2,549 2,849

36" Gas Rangetop

- Two 18K BTU Dual Flame Ring Burners
- Three 12K BTU Large Burners
- 5K BTU OptiSim® Simmer Burner



RGM8658UC

LR: 12,000 BTU

CR: 12,000 BTU

RR: 5,000 BTU

LF: 18,000 BTU

CF: 12,000 BTU

RF: 18,000 BTU

RGM8658UC

36" Gas Rangetop, 6 Burners, Stainless Steel

3,049 3,399

This price list supersedes all previous price lists. Prices listed herein do not include applicable state or local taxes.

Model Number	Description	MAP	MSRP
--------------	-------------	-----	------

All Bosch Benchmark Series Induction Cooktops Include the Following Features:

- Home Connect™ (Wi-Fi Enabled)
- FlexInduction® Can Combine Two Cooking Zones Into One Continuous Surface
- Faster Than Gas and Electric
- Easier to Clean and More Efficient
- SpeedBoost®
- PotSense
- Each Element Has an Independent Countdown Timer
- PreciseSelect®
- PowerMove®
- ChildLock
- See All Pan Accessories on Page 15-4.

Benchmark Series

30" Induction Cooktop

- A 11" Heating Element Offers 3,700 W of Power
- AutoChef®
- Hood Control
- 30 A Breaker

Full Zone: 16" x 9" @
3,300 W /
3,600 W (SpeedBoost®)

Upper: 8" x 9" @
2,200 W/3,600 W
(SpeedBoost®)

Lower: 8" x 9" @
2,200 W/3,600 W
(SpeedBoost®)

Upper: 11" @
2,600 W/3,700 W
(SpeedBoost®)

Lower: 6" @
1,400 W/2,200 W
(SpeedBoost®)



NITP069SUC



[NITP069SUC](#)

**30" Induction Cooktop, Black
With Stainless Steel Frame**

2,499 2,749

[NITP069UC](#)

30" Induction Cooktop, Black, Frameless

2,499 2,749



NITP069UC



36" Induction Cooktop

- Dual 12" Heating Element With Powerful 3,700 W
- AutoChef®
- Hood Control
- 50 A Breaker

Full Zone: 14" x 8" @
3,300 W /
3,600 W
(SpeedBoost®)

Upper: 7" x 8" @
2,200 W/3,600 W
(SpeedBoost®)

Lower: 7" x 8" @
2,200 W/3,600 W
(SpeedBoost®)

C: 12" x 9" @
3,400 W/3,700 W
(SpeedBoost®)
2,200 W/3,300 W
(SpeedBoost®)

Upper: 7" x 8" @
2,200 W/3,600 W
(SpeedBoost®)

Lower: 7" x 8" @
2,200 W/3,600 W
(SpeedBoost®)

Full Zone: 14" x 8" @
3,300 W /
3,600 W
(SpeedBoost®)



NITP669SUC



[NITP669SUC](#)

**36" Induction Cooktop, Black
With Stainless Steel Frame**

2,999 3,299

[NITP669UC](#)

36" Induction Cooktop, Black, Frameless

2,999 3,299



NITP669UC



This price list supersedes all previous price lists. Prices listed herein do not include applicable state or local taxes.

Model Number	Description	MAP	MSRP
--------------	-------------	-----	------

All Bosch Benchmark Series Electric Cooktops Include the Following Features:

- AutoChef®
- PreciseSelect®
- Front and Back Stainless Steel Frame
- Keep Warm Mode
- Countdown Timer
- CountUp Timer
- Clean Lock
- 2-Level Heat Indicator
- ChildLock
- See All Pan Accessories on Page 15-4
- Power/Amps: 240, 60 Hz/40 A

Benchmark Series

30" Five Element Cooktop With AutoChef®

- 2-Zone 9" Heating Element With Powerful 3,600 W Element
- Dual Element Left Front With AutoChef®
- SpeedBoost®



NETP068SUC

LR: 6" @ 1,200 W	C: 9"/6" @ 3,600 W/1,400 W (SpeedBoost®)	RR: 6" @ 1,200 W
AutoChef® LF: 7"/5" @ 2,000 W/800 W		RF: 6" @ 1,500 W

NETP068SUC

**30" Electric Cooktop, Black
With Stainless Steel Frame**

1,349 1,499

36" Triple Ring AutoChef® Cooktop

- 3-Zone 11" Heating Element With Powerful 3,080 W Element With AutoChef®
- PowerStart®
- Bridge Element



NETP668SUC

LR: 7" @ 1,800 W (400 W Bridge)	AutoChef® C: 11"/8"/6" @ 3,080 W/2,200 W/1,050 W	RR: 6" @ 1,200 W
LF: 7" @ 1,800 W		RF: 8"/5" @ 1,900 W/800 W

NETP668SUC

**36" Electric Cooktop, Black
With Stainless Steel Frame**

1,449 1,599

This price list supersedes all previous price lists. Prices listed herein do not include applicable state or local taxes.

Model Number	Description	MAP	MSRP
--------------	-------------	-----	------

All Bosch Benchmark Series Gas Cooktops Include the Following Features:

- 5 Burners
- Up-Front Centralized Controls
- LP Kit Included
- OptiSim® Burner
- Continuous Cast Iron Grates
- See All Pan Accessories on Page 15-4.

Benchmark Series

30" Gas Cooktop

- Stainless Steel
- Recessed Burner Areas
- Red LED Lights Indicate Burners Are On
- Dual-Stack Center Burner
- Metal Knobs
- 20K BTU Max
- Automatic Re-Ignition



NGMP056UC

LR: 5,500 BTU		RR: 10,000 BTU
LF: 10,000 BTU	C: 20,000 BTU	RF: 5,500 BTU

NGMP056UC

**30" Gas Cooktop, 5 Burners,
Stainless Steel**

1,499 1,649

Discontinue Q1 2022

30" Gas Cooktop

- 18K BTU Max
- LED Power Level/Residual Heat Indication Display
- Black Glass Control Panel
- Stainless-Look Metal Knobs
- FlameSelect® (9 Power Levels)
- Bosch Exclusive Dual Ring Power Burner
- Dishwasher Safe Grates

LR: 6,000 BTU		RR: 10,300 BTU
LF: 3,400 BTU	C: 18,050 BTU	RF: 12,000 BTU

NEW NGMP058UC

**30" Gas Cooktop, 5 Burners,
Stainless Steel**

1,599 1,799

Available Q1 2022

30" Gas Cooktop

- FlameSelect® (9 Power Levels)
- Smooth Glass Cooking Surface
- Electronic Ignition
- Dual Flame Power Burner
- Stainless Steel Appearance Knobs
- Flame Failure Safety Device
- 14.3K BTU Max
- Dishwasher Safe Grates
- Install Flush Or Surface Mounted



NGMP077UC

FlameSelect

LR: 6,000 BTU		RR: 10,300 BTU
LF: 3,400 BTU	C: 14,300 BTU	RF: 6,000 BTU

NGMP077UC

**30" Gas Cooktop, 5 Burners,
Gray Tempered Glass**

1,699 1,899

This price list supersedes all previous price lists. Prices listed herein do not include applicable state or local taxes.

Model Number	Description	MAP	MSRP
--------------	-------------	-----	------

Benchmark Series

36" Gas Cooktop

- Stainless Steel
- Dual-Stack Center Burner
- 20K BTU Max
- Recessed Burner Areas
- Metal Knobs
- Automatic Re-Ignition
- Red LED Lights Indicate Burners Are On



NGMP656UC

LR: 10,000 BTU	C: 20,000 BTU	RR: 5,500 BTU
LF: 12,000 BTU		RF: 12,000 BTU

NGMP656UC

36" Gas Cooktop, 5 Burners, Stainless Steel

1,649 1,849

Discontinue Q1 2022

36" Gas Cooktop

- 18K BTU Max
- Stainless-Look Metal Knobs
- Bosch Exclusive Dual Ring Power Burner
- LED Power Level/Residual Heat Indication Display
- FlameSelect® (9 Power Levels)
- Dishwasher Safe Grates
- Black Glass Control Panel

LR: 6,000 BTU	C: 18,050 BTU	RR: 10,300 BTU
LF: 3,400 BTU		RF: 12,000 BTU

NEW NGMP658UC

36" Gas Cooktop, 5 Burners, Stainless Steel

1,699 1,899

Available Q1 2022

36" Gas Cooktop

- FlameSelect® (9 Power Levels)
- Dual Flame Power Burner
- 14.3K BTU Max
- Smooth Glass Cooking Surface
- Stainless Steel Appearance Knobs
- Dishwasher Safe Grates
- Electronic Ignition
- Flame Failure Safety Device
- Install Flush Or Surface Mounted



NGMP677UC

FlameSelect











LR: 6,000 BTU	C: 14,300 BTU	RR: 10,300 BTU
LF: 3,400 BTU		RF: 6,000 BTU

NGMP677UC

36" Gas Cooktop, 5 Burners, Gray Tempered Glass

1,849 2,049

This price list supersedes all previous price lists. Prices listed herein do not include applicable state or local taxes.

Model Number	Description	MAP	MSRP						
Accessories for Cooktops				Cooktops				Rangetops	
				Induction	Electric	Mainline Gas	Benchmark Gas	30"	36"
	HEZ390210 8" Pan for 6" Element	89	99	•	•	•	•	•	•
	HEZ390220 9" Pan for 7" Element	99	109	•	•	•	•	•	•
	Stainless Steel Pan With Aluminum Core Optimized for Cooking With AutoChef® Element • Superior Heat Distribution HEZ390230 10" Pan for 8" and 9" Elements	119	139	•	•	•	•	•	•
	HEZ27751 Cooktop Control Knob Kit, Black Stainless Steel Bosch 500, 800 and Benchmark® Series, Gas Cooktops Only Discontinue Q1 2022	119	139			• ¹	• ¹		
	HEZ27754 Cooktop Metal Control Knob Kit, Stainless Steel Bosch 800 Series FlameSelect® Gas Cooktops Only Discontinue Q1 2022	119	139			• ²			
	HEZ27755 Cooktop Metal Control Knob Kit, Stainless Steel Bosch Benchmark® Series FlameSelect® Gas Cooktops Only	119	139			• ²			
	HEZ298107 Wok Ring for FlameSelect® Gas Cooktops	69	79			• ³	• ³		
	HEZ298102 Wok Ring—Attaches to Grates	69	79			• ⁴	• ⁴		
	Teppanyaki Works on Electric and Induction Cooking Surfaces • Optimized for Cooking on Induction Cooktops HEZ390512 Teppanyaki	369	409	•	•				
	Non-Stick Induction Grill Non-Stick Cast Aluminum with a Thick Ferromagnetic Base • Ideal For Grilling Meats, Seafood and Vegetables HEZ9GR37UC 17" x 9" Grill Pan	249	279	• ⁵					

1 For Non-FlameSelect® Models Only

2 For FlameSelect® NGM8057UC, NGM8657UC Models Only


3 For FlameSelect® NGM8057UC, NGM8657UC, NGMP077UC, NGMP677UC Models Only

4 NGM5656UC, NGM8646UC, NGM8656UC, NGMP656UC, NGM8048UC, NGM8058UC, NGM8648UC, NGM8658UC, NGMP058UC, NGMP658UC Gas Cooktop Models Only

5 NGM5656UC, NGM8646UC, NGM8656UC, NGMP656UC, NGM8048UC, NGM8058UC, NGM8648UC, NGM8658UC, NGMP058UC, NGMP658UC Gas Cooktop Models Only


ACCESSORIES


This price list supersedes all previous price lists. Prices listed herein do not include applicable state or local taxes.


Model Number	Description	MAP	MSRP						
Accessories for Cooktops				Cooktops				Rangetops	
				Induction	Electric	Mainline Gas	Benchmark Gas	30"	36"
	HEZ9GW23UC Industrial-Style Wok Ring For 30" Gas Rangetop	69	79					•	
	HEZ9GR41UC Industrial-Style Griddle For 30" and 36" Gas Rangetops	179	199					•	•
	<u>HEZ7YZ30UC</u> 9" Stainless Steel Low Backguard For 30" Gas Rangetop	199	219					•	
	<u>HEZ7YZ36UC</u> 9" Stainless Steel Low Backguard For 36" Gas Rangetop	209	229						•

UNDER-CABINET HOODS/ACCESSORIES






This price list supersedes all previous price lists. Prices listed herein do not include applicable state or local taxes.

Model Number	Description	MAP	MSRP
300 Series			
30" & 36" Under-Cabinet Hood			
<ul style="list-style-type: none"> 5" Height Slim-Line Styling 3-Speed Control 280 CFM 2 Incandescent Lights 	<ul style="list-style-type: none"> Dishwasher-Safe Aluminum Mesh Filters Ducted Or Convertible to Non-Ducted Operation 7" Round and 3 1/4" x 10" 	<ul style="list-style-type: none"> Duct Transitions Included Horizontal Or Vertical Ducting 	 DUH30152UC
<u>DUH30152UC</u>	30" Stainless Steel, 280 CFM Blower	419	469
<u>DUH36152UC</u>	36" Stainless Steel, 280 CFM Blower	479	529

500 Series			
30" & 36" Under-Cabinet Hood			
<ul style="list-style-type: none"> 5" Height Slim-Line Styling 4-Speed Control 400 CFM 2 Halogen Lights (Not Included) 	<ul style="list-style-type: none"> Dishwasher-Safe Aluminum Mesh Filters Ducted Or Convertible to Non-Ducted Operation 	<ul style="list-style-type: none"> 7" Round and 3 1/4" x 10" Duct Transitions Included Horizontal or Vertical Ducting 	 DUH30252UC
<u>DUH30252UC</u>	30" Stainless Steel, 400 CFM Blower	549	649
<u>DUH36252UC</u>	36" Stainless Steel, 400 CFM Blower	599	699


800 Series			
30" and 36" Professional-Style Under-Cabinet Hood			
<ul style="list-style-type: none"> 11" Height Professional Styling 2-Speed Control 600 CFM 	<ul style="list-style-type: none"> 2 Incandescent Lights Deep Capture Area Dishwasher-Safe Aluminum Mesh Filters 	<ul style="list-style-type: none"> Adaptable for Recirculation Option (Add 4" to Height of Hood) Horizontal Or Vertical Ducting 	 DPH30652UC
<u>DPH30652UC</u>	30" Stainless Steel, 600 CFM Blower	1,049	1,199
<u>DPH36652UC</u>	36" Stainless Steel, 600 CFM Blower	1,099	1,249

Accessories for Under-Cabinet Hoods

				DUH		DPH	
				30"	36"	30"	36"
	<u>DHZ3002UC</u>	Recirculation Kit/Charcoal Filter Kit,	119 139	•			
	<u>DHZ3602UC</u>	Recirculation Kit/Charcoal Filter Kit,	119 139		•		
	<u>DRZ3052UC</u>	4" High, External Recirculation Kit, (Includes Charcoal Filters)	319 359			•	
	<u>DRZ3652UC</u>	4" High, External Recirculation Kit, (Includes Charcoal Filters)	319 359				•
	<u>DHZ3052UC</u>	Replacement Charcoal Filters, 30" and 36" DPH Series	119 139			•	•

ISLAND HOODS/ACCESSORIES

This price list supersedes all previous price lists. Prices listed herein do not include applicable state or local taxes.

Model Number	Description	MAP	MSRP
800 Series			
Slim Profile Box Canopy Island Hood			
<ul style="list-style-type: none"> • 600 CFM • Four-Speed Electronic Control With White and Red LCD Display • Kitchen Timer • Clean Filter Reminder • Auto On/Heat Sensor 	<ul style="list-style-type: none"> • Four 20 W Halogen Lights • Three Anodized Aluminum Mesh Filters With Stainless Steel Bosch Design Covers and Metal Latch • Vertical Ducting With 8" Round Duct 	<ul style="list-style-type: none"> • Backdraft Damper and Transition Included • Recirculation Kit Available As an Accessory • Extension Kit for Ceilings 9' to 11' 6" Available As an Accessory 	 <p>HIB82651UC</p>
<u>HIB82651UC</u>	42" Island Hood, 600 CFM	2,149	2,399

Accessories for Island Hoods

				HIB
				42"
	Island Hood Extension Kit <ul style="list-style-type: none"> • Fits Ceilings From 9' to 11' 6" in Height • Stainless Steel Flue Extensions and Inner Structure Parts Included. 			•
	<u>HCIEXT5UC</u>	Island Hood Extension Kit	539	599
	<u>HCREC5UC</u>	Box/Pyramid/Glass Canopy Chimney Hood Recirculation Kit	119	139
	<u>HIREC5UC</u>	Island Hood Recirculation Kit	109	119

CHIMNEY WALL HOODS

This price list supersedes all previous price lists. Prices listed herein do not include applicable state or local taxes.

Model Number	Description	MAP	MSRP
--------------	-------------	-----	------

All Bosch Chimney Wall Hoods Include the Following Features:

- Kitchen Timer
- Clean Filter Reminder
- Auto On/Heat Sensor
- Anodized Aluminum Mesh Filters
- Vertical Ducting With 8" Round Duct
- Backdraft Damper and Transition Included
- Recirculation Kit Available As an Accessory
- Extension Kit for Ceilings 9'-11' 6" Available As an Accessory

300 Series

ENERGY STAR® Certified Pyramid Canopy Chimney Hood

- 300 CFM
- Three-Speed Electronic Control With White and Red LCD Display
- Two Bright LED Lights

<u>HCP34E52UC</u>	24" Pyramid Canopy Chimney Hood, 300 CFM	949	1,049
<u>HCP30E52UC</u>	30" Pyramid Canopy Chimney Hood, 300 CFM	1,049	1,199
<u>HCP36E52UC</u>	36" Pyramid Canopy Chimney Hood, 300 CFM	1,149	1,299



HCP34E52UC

500 Series

Box Canopy Chimney Hood

- 600 CFM
- Four Speed Electronic Control With White and Red LCD Display
- Two 40 W Halogen Lights

<u>HCB50651UC</u>	30" Box Canopy Chimney Hood, 600 CFM	1,399	1,549
<u>HCB56651UC</u>	36" Box Canopy Chimney Hood, 600 CFM	1,499	1,649



HCB50651UC

Pyramid Canopy Chimney Hood

- Home Connect™ (Wi-Fi Enabled)
- 600 CFM
- Cooktop Hood Control
- Four Speed Electronic Control With White and Red LCD Display
- Two Bright LED Lights

<u>HCP50652UC</u>	30" Pyramid Canopy Chimney Hood, 600 CFM	1,399	1,549
<u>HCP56652UC</u>	36" Pyramid Canopy Chimney Hood, 600 CFM,	1,499	1,649



HCP50652UC



800 Series

Pyramid Canopy Chimney Hood

- Black Stainless Steel Guards Against Surface Scratches And Fingerprints
- 600 CFM
- Speed Electronic Control With White and Red LCD Display
- Two 40 W Halogen Lights

<u>HCP80641UC</u>	30" Pyramid Chimney, 600 CFM, Black Stainless	1,249	1,399
<u>HCP86641UC</u>	36" Pyramid Chimney, 600 CFM, Black Stainless	1,399	1,549



HCP80641UC

CHIMNEY WALL HOOD ACCESSORIES

This price list supersedes all previous price lists. Prices listed herein do not include applicable state or local taxes.

Model Number	Description	MAP	MSRP
--------------	-------------	-----	------

Benchmark Series

Glass Canopy Chimney Hood







- 600 CFM
- Four Speed Electronic Control With White and Red LCD Display
- Clean Filter Reminder
- Two 40 W Halogen Lights
- Anodized Aluminum Mesh Filter With Stainless Steel Bosch Design Cover and Metal Latch



HCG56651UC **36" Glass Canopy Chimney Hood, 600 CFM** **1,849 2,049**



HCG56651UC

Accessories for Chimney Wall Hoods




					HCB/Box	HCP/Pyramid	HCG/Glass Canopy
	Chimney Wall Hood Extension Kit. <ul style="list-style-type: none"> • Fits Ceilings From 9' to 11' 6" in Height • Stainless Steel Flue Extensions and Inner Structure Parts Included 						
	<u>HCBEXT5UC</u> Box Canopy Chimney Hood Extension Kit, Stainless Steel	319	359		•		
	<u>HCGEXT5UC</u> Glass Canopy Chimney Hood Extension Kit	319	359				•
	<u>HCPEXT5UC</u> Pyramid Canopy Chimney Hood Extension Kit, Stainless Steel	319	359				•
	<u>HCPEXT4UC</u> Pyramid Canopy Chimney Hood Extension Kit, Black Stainless Steel	539	599		•	•	•
	<u>HCIFILTUC</u> Box/Pyramid/Glass Canopy Chimney Hood Filter Kit	119	139		•	•	•
	<u>HCREC5UC</u> Box/Pyramid/Glass Canopy Chimney Hood Recirculation Kit	119	139		•	•	•

PULL-OUT HOOD/ACCESSORIES

This price list supersedes all previous price lists. Prices listed herein do not include applicable state or local taxes.

Model Number	Description	MAP	MSRP
500 Series			
Integrated Stainless Pull-Out Range Hood			
<ul style="list-style-type: none"> 400 CFM Electronic Control With White LCD Display Kitchen Timer Clean Filter Reminder Three Fan Speeds With 	<ul style="list-style-type: none"> Intensive Speed Two Bright LED Lights Two Anodized Aluminum Mesh Filters Vertical Ducting With 6" Round Duct 	<ul style="list-style-type: none"> Backdraft Damper and Transition Included Recirculation/Charcoal Kit Available As an Accessory 110 V UL Rated With 120 V 3-Prong Plug 	 HUI54452UC
<u>HUI54452UC</u>	24" Pull-Out Hood, 400 CFM	769	849
Integrated Stainless Pull-Out Range Hood			
<ul style="list-style-type: none"> 300 CFM – (30" Width) 500 CFM – (36" Width) Three Speed Slider Switch Control Two 20 W Halogen Lights Four Aluminum Mesh Filters 	<ul style="list-style-type: none"> Removable Stainless Steel Front Visor Panel That Can Be Replaced With a Custom Strip (Not Provided) 6" Round Duct Vertical and Horizontal Discharge 	<ul style="list-style-type: none"> 120 V Junction Box Direct Wire CFM Reducer Kit Available As Accessory Non-Duct Recirculation Kit Available As Accessory (Vent Grate Cover Included With Hood) 	 HUI56551UC
<u>HUI50351UC</u>	30" Pull-Out Hood, 300 CFM, Stainless Steel	799	899
<u>HUI56551UC</u>	36" Pull-Out Hood, 500 CFM, Stainless Steel	849	949

Accessories for Pull-Out Hoods

			HUI54452UC	HUI50351UC	HUI56551UC
	Recirculation Kit/Charcoal Filter Accessory Kit For HUI50351UC and HUI56551UC Models • Absorbs Odors With High Quality Heavy Duty Charcoal Filters • For Recirculation, Non-Vented Installations <u>HUIF06UC</u> Non-Duct Recirculation Accessory Kit/Charcoal Filter Accessory Kit	109 119		•	•
	CFM Reducer Accessory Kit For HUI56551UC Model • Reduces CFM to Under 300 • Converts a 6" Round Duct to a 5" Round Duct • Check Your Local Code and Regulations for Make-Up Air Requirements <u>HUIRED56UC</u> CFM Reducer Accessory Kit, Reduces CFM to Under 300 CFM	59 69			•
	Recirculation/Charcoal Kit for HUI54452UC – 24" Pull-Out Hood <u>HVREC5UC</u> Pull-Out Hood Recirculation/Charcoal Filter Accessory Kit	109 119	•		

This price list supersedes all previous price lists. Prices listed herein do not include applicable state or local taxes.

Model Number	Description	MAP	MSRP
--------------	-------------	-----	------

ALL NEW Bosch Custom Insert Range Hoods Include the Following Features:

- Touch Control
- 120 V
- Plug Type: Hardwire
- Two 6 W Led Lights
- Dishwasher Safe Aluminum Filter
- 15 Amps
- Mesh With Stainless Steel Cover

300 Series

Custom Insert Range Hood

- 300 CFM
- Vertical Ducting With 6" Round Duct



HUI34253UC

NEW HUI34253UC	24" Custom Insert Hood, 300 CFM	899	999
NEW HUI30253UC	30" Custom Insert Hood, 300 CFM	949	1,049
NEW HUI36253UC	36" Custom Insert Hood, 300 CFM	999	1,099



HUI30253UC



HUI36253UC

800 Series

Custom Insert Range Hood

- 600 CFM
- Vertical Ducting With 8" Round Duct





HUI80553UC

NEW HUI80553UC	30" Custom Insert Hood, 600 CFM	1,049	1,199
NEW HUI86553UC	36" Custom Insert Hood, 600 CFM	1,149	1,299



HUI86553UC

Accessories for Custom Insert Range Hoods				HUI34253UC	HUI30253UC	HUI36253UC	HUI80553UC	HUI86553UC
	NEW HUIFILT0UC	Charcoal Filter Kit for 30" Custom Inserts HUI30253UC and HUI80553UC	109	119		•	•	
	NEW HUIFIL46UC	Charcoal Filter Kit for 24" Custom Insert HUI34253UC and 36" Custom Inserts HUI36253UC and HUI86553UC	109	119	•		•	•

This price list supersedes all previous price lists. Prices listed herein do not include applicable state or local taxes.

Model Number	Description	MAP	MSRP
--------------	-------------	-----	------

800 Series

Downdraft Ventilation

- Design Matched For Use In Combination With Bosch Cooktops
 - 12" Telescopic Chimney Rise
 - Preserves Clean Sight Lines When Not In Use
 - Stainless Steel
 - Six Possible Discharge Connections To Fit Your Kitchen Design Allowing Flexibility To Exhaust At Sides, Front, Rear Or Downward (Additional Accessories May Be Required Depending On Installation, See Manual)
 - Sleek Front Panel Conceals Mesh Filters, Giving A Timeless Aesthetic And Acts As A Splatter Guard While Cooking
 - Dishwasher-Safe Aluminum Mesh Filters
 - 3-Speed Control
- May Be Required To Complete The Installation Depending On Exhaust Direction & Blower Chosen:**
- Downdraft Transitions (HDDSTRAN6, HDDSTRAN8, HDDFTRAN6, HDDFTRAN8, HDD2RECTD, HDDSTRAN2 see page 16-8)
 - Recirculation Possible, Accessory Sold Separately (HDDREC5UC see page 16-9)
 - Gas Cooktop Seal Kit Sold Separately (Required For Installation With Gas Cooktops see page 16-9).
- Required To Complete The Installation:** Blower Options, Sold Separately
- 600 CFM Remote (DHG6023RUC), Inline (DHG6015NUC) Or Flexible Blower (DHG602DUC) Options Available



HDD86051UC

HDD80051UC **30" Downdraft, Optional Blower** **1,549 1,749**

HDD86051UC **36" Downdraft, Optional Blower** **1,599 1,799**

NOTE: Transition required and sold separately for all remote and inline blower installations.

Accessories for Downdraft-Blowers







				HDD86051UC	HDD80051UC
	<u>DHG6015NUC</u>	600 CFM Inline Blower (Transition Required: See Page 16-8) 6" Round Exhaust	589 649	•	•
	<u>DHG602DUC</u>	600 CFM Flexible Blower For HDD86051UC and HDD80051UC Bosch Downdrafts Only 8" Round Exhaust	629 699	•	•
	<u>DHG6023RUC</u>	600 CFM Remote Blower 6" Round Exhaust	629 699	•	•
	<u>EXTNCB25W</u>	25-ft Remote & Inline Blower Extension Cable Compatible with DHG6015NUC & DHG6023RUC	See Thermador Price List	•	•
	<u>EXTNSET4</u>	3-pc extension set for Inline and remote blowers; For older generation blowers when paired with new generation blowers Compatible with DHG6015NUC & DHG6023RUC	See Thermador Price List	•	•

DOWNDRAFT ACCESSORIES

This price list supersedes all previous price lists. Prices listed herein do not include applicable state or local taxes.







Model Number	Description	MAP	MSRP		
--------------	-------------	-----	------	--	--

Accessories for Downdraft—Transitions

The Below Transitions May Be Required To Complete the Installation of HDD80051UC and HDD86051UC Depending On the Discharge Connection Chosen in Combination With the Downdraft Blower Selected (See Installation Manual) • For Use With Inline and Remote Blowers					HDD86051UC	HDD80051UC
	<u>HDD2RECTD</u>	2' Rectangular Duct Rectangular Duct That Is 2' Long × 1 7⁄8" Deep × 19" Wide Ability to Use As an Extension to Exhaust Through A Cabinet Or Wall. To Modify Length, Duct May Be Cut. HDDSTRAN6 Or HDDSTRAN8 May Be Used to Connect HDD2RECTD To Round Ductwork HDDSTRAN2 Required to Attach Duct to Downdraft Housing	89	99	•	•
	<u>HDDFTRAN6</u>	6" Round Front Plate Front Rough-In Plate for Front Exhaust Applications	79	89	•	•
	<u>HDDFTRAN8</u>	8" Round Front Plate for Downdraft Front Rough-In Plate for Front Exhaust Applications	79	89	•	•
	<u>HDDSTRAN2</u>	Transition for Rectangular Duct Required to Attach HDD2RECTD 2' Rectangular Duct to Downdraft Housing	69	79	•	•
	<u>HDDSTRAN6</u>	6" Side/Rear Transition Rectangular 1 7⁄8" X 19" Transition to 6" Round For Side and Rear Exhaust Applications	139	159	•	•
	<u>HDDSTRAN8</u>	8" Side/Rear Transition Rectangular 1 7⁄8" X 19" Transition to 8" Round For Side and Rear Exhaust Applications	139	159	•	•

DOWNDRAFT ACCESSORIES

This price list supersedes all previous price lists. Prices listed herein do not include applicable state or local taxes.

Model Number	Description	MAP	MSRP		
Accessories for Downdraft				HDD86051UC	HDD80051UC
	Downdraft Recirculation Kit <ul style="list-style-type: none"> Enables Non-Ducted Downdraft Installation By Allowing Filtered Air To Re-Enter The Kitchen After Passing Through A Charcoal Filter Includes Recirculation Module, Charcoal Filter And Metal Grill Vent Plate Recirculation Module Works In Wall Or Island Applications Mounts To Cabinet Base, Recesses Into Toe Kick/Socket Area Fits In Toe-Kick/Socket Heights Of 4" Or Taller Module And Grill Vent Plate Can Be Placed So Air Does Not Hit Feet Downdraft And Internal Blower Sold Separately To Be Used Only With Bosch Downdrafts And Blowers May Bypass The Need To Supply Make Up Air, Subject To Local Code 				
	<u>HDDREC5UC</u> Recirculation Kit for Downdraft Replace Filters Every 3-6 Months, Depending On Usage, With HDDFILTUC	479	529	•	•
	<u>HDDFILTUC</u> Charcoal Filter Replacement For Recirculation Kit For Downdraft	89	99	•	•
	Gas Cooktop Seal Kit <ul style="list-style-type: none"> For Use With 36" HDD86051UC And 30" HDD80051UC Downdrafts Required For Installation With Gas Cooktops Includes Trim Bracket, Seal, And 2 Metal Grills 				
	<u>HDD0RSP</u> 30" Gas Cooktop Seal Kit for Downdraft	89	99	•	•
	<u>HDD6RSP</u> 36" Gas Cooktop Seal Kit for Downdraft	89	99	•	•
	HDDTRIM30S Trim accessory for 30" downdraft	49	59		•
	HDDTRIM36S Trim accessory for 36" downdraft	49	59	•	

B			F			HDDFTRAN8..... 16-8		
B09IB91NSP.....	1-5		FPETHKT50	2-4		HDDREC5UC	16-9	
B10CB81NVB	1-6		FPETHRF50	2-4		HDDSTRAN2.....	16-8	
B10CB81NVW.....	1-6					HDDSTRAN6.....	16-8	
B11CB50SSS	1-5		H			HDDSTRAN8.....	16-8	
B11CB81SSS	1-6		HBE5452UC.....	11-1		HDDTRIM30S	16-9	
B18IF905SP	2-3		HBE5453UC.....	11-1		HDDTRIM36S	16-9	
B20CS30SNS	1-1		HBL57M52UC.....	11-3		HDI8056U.....	7-4	
B30BB935SS.....	2-1		HBL87M53UC.....	11-6		HDIP056U.....	8-2	
B30IB905SP	2-1		HBL5351UC.....	11-2		HDS8045U.....	7-2	
B30IR905SP	2-3		HBL5451UC.....	11-2		HDS8055U.....	7-2	
B36BT935NS.....	2-2		HBL5551UC.....	11-2		HDS8645U.....	7-2	
B36CD50SNB	1-1		HBL5651UC.....	11-3		HDS8655U.....	7-2	
B36CD50SNS	1-1		HBL8443UC.....	11-4		HDZBS301	8-5	
B36CL80ENS.....	1-3		HBL8453UC.....	11-4		HDZIT301	8-5	
B36CL80SNS.....	1-3		HBL8463UC.....	11-4		HEATKITB82	2-4	
B36CL81ENG	1-3		HBL8642UC.....	11-5		HEI8046U	7-3	
B36CT80SNB.....	1-4		HBL8651UC.....	11-5		HEI8056U	7-3	
B36CT80SNS.....	1-4		HBL8661UC.....	11-5		HEIP056U	8-1	
B36CT81ENS.....	1-4		HBL8743UC.....	11-5		HEZ7YZ30UC	15-6	
B36FD50SNB.....	1-2		HBL8753UC.....	11-5		HEZ7YZ36UC	15-6	
B36FD50SNS.....	1-2		HBLP451LUC.....	12-1		HEZ8LLUC	8-4	
B36HNDL800.....	2-4		HBLP451RUC	12-1		HEZ8TK30UC	8-4	
B36IT905NP	2-2		HBLP451UC	12-1		HEZ8TK36UC	8-4	
BCM8450UC.....	6-1		HBLP651LUC.....	12-2		HEZ8YZ04UC	8-3	
BFL18IF800.....	2-4		HBLP651RUC	12-2		HEZ8YZ30UC	8-3	
BFL30IR800.....	2-4		HBLP651UC	12-2		HEZ8YZ36UC	8-3	
BORPLFTR30	2-4		HBLP752UC	12-3		HEZ8ZZ30UC	8-3	
BORPLFTR50	2-4		HBN5451UC	11-2		HEZ8ZZ36UC	8-3	
BORPLFTR55	2-4		HBN5651UC	11-3		HEZ9GR37UC	8-5, 15-5	
			HCB50651UC	16-3		HEZ9GR41UC	8-3, 15-6	
D			HCB56651UC	16-3		HEZ9GW23UC	8-3, 15-6	
DHG602DUC	16-7		HCBEXT5UC	16-4		HEZ9LLUC	8-4	
DHG6015NUC	16-7		HCG56651UC	16-4		HEZ9TK30UC	8-4	
DHG6023RUC.....	16-7		HCGEXT5UC.....	16-4		HEZ9TK36UC	8-4	
DHZ3002UC	16-1		HCIEXT5UC	16-2		HEZ9YZ04UC	8-3	
DHZ3052UC	16-1		HCIFILTUC.....	16-4		HEZ9YZ30UC	8-3	
DHZ3602UC	16-1		HCP30E52UC	16-3		HEZ9YZ36UC	8-3	
DPH30652UC	16-1		HCP34E52UC	16-3		HEZ9ZZ30UC	8-3	
DPH36652UC	16-1		HCP36E52UC	16-3		HEZ9ZZ36UC	8-3	
DRZ3052UC	16-1		HCP50652UC	16-3		HEZ27751	15-5	
DRZ3652UC	16-1		HCP56652UC	16-3		HEZ27754	15-5	
DUH30152UC	16-1		HCP80641UC	16-3		HEZ27755	15-5	
DUH30252UC	16-1		HCP86641UC	16-3		HEZ298102	8-5, 15-5	
DUH36152UC	16-1		HCPEXT4UC	16-4		HEZ298107	15-5	
DUH36252UC	16-1		HCPEXT5UC	16-4		HEZ390210	8-5, 15-5	
			HCREC5UC.....	16-2, 16-4		HEZ390220	8-5, 15-5	
E			HDD0RSP	16-9		HEZ390230	8-5, 15-5	
EXTNCB25W.....	16-7		HDD2RECTD.....	16-8		HEZ390512	8-5, 15-5	
EXTNSET4	16-7		HDD6RSP	16-9		HEZBS301	8-5	
			HDD80051UC	16-7		HEZCMT3050	6-1	
			HDD86051UC	16-7		HEZGR301	8-5	
			HDDFILTUC	16-9		HEZTR301	8-5, 12-4	
			HDDFTRAN6.....	16-8		HGI8046UC	7-3	
						HGI8056UC	7-3	

HGIP056UC	8-1	NETP668SUC	15-2	SHEM3AY55N	3-1
HGS8045UC	7-1	NGM5056UC	13-5	SHEM3AY56N	3-1
HGS8055UC	7-1	NGM5058UC	13-6	SHEM63W52N	3-3
HGS8645UC	7-1	NGM5456UC	13-5	SHEM63W55N	3-3
HGS8655UC	7-1	NGM5458UC	13-6	SHEM63W56N	3-3
HGZBS301	8-5	NGM5656UC	13-5	SHEM78Z55N	3-5
HGZIT301	8-5	NGM5658UC	13-6	SHEM78ZH5N	3-6
HIB82651UC	16-2	NGM8046UC	13-7	SHP88PZ55N	4-1
HII8046U	7-4	NGM8048UC	13-9	SHPM65Z52N	3-4
HII8056U	7-4	NGM8056UC	13-7	SHPM65Z55N	3-4
HIIP056U	8-2	NGM8057UC	13-8	SHPM65Z56N	3-4
HIREC5UC	16-2	NGM8058UC	13-9	SHPM78Z54N	3-5
HMB50152UC	9-2	NGM8646UC	13-7	SHPM78Z55N	3-5
HMB57152UC	9-2	NGM8648UC	13-9	SHPM88Z75N	3-6
HMC54151UC	9-2	NGM8656UC	13-7	SHSM63W52N	3-3
HMC80152UC	9-3	NGM8657UC	13-8	SHSM63W55N	3-3
HMC80242UC	9-3	NGM8658UC	13-9	SHV89PW73N	4-1
HMC80252UC	9-3	NGMP056UC	15-3	SHVM4AYB3N	3-1
HMC87152UC	9-3	NGMP058UC	15-3	SHVM63W53N	3-3
HMCP0252UC	12-3	NGMP077UC	15-3	SHVM78Z53N	3-5
HMD8053UC	9-3	NGMP656UC	15-4	SHX3AR72UC	3-1
HMD8451UC	9-3	NGMP658UC	15-4	SHX3AR75UC	3-1
HMV3053U	9-1	NGMP677UC	15-4	SHX89PW75N	4-1
HMV5053U	9-1	NIT5068UC	13-1	SHXM4AY55N	3-2
HMV8044U	9-1	NIT5469UC	13-1	SHXM4AY56N	3-2
HMV8053U	9-1	NIT5668UC	13-1	SHXM63W55N	3-3
HMVP053U	10-1	NIT8069SUC	13-2	SHXM65Z55N	3-4
HSD5051UC	11-7	NIT8069UC	13-2	SHXM78Z55N	3-5
HSLP451UC	12-2	NIT8669SUC	13-2	SHXM88Z75N	3-6
HSLP751UC	12-3	NIT8669UC	13-2	SMZ3IN1UC	4-3
HUI30253UC	16-6	NITP069SUC	15-1	SMZ1007UC	4-2
HUI34253UC	16-6	NITP069UC	15-1	SMZ4000UC	4-2
HUI36253UC	16-6	NITP669SUC	15-1	SMZ4026	4-2
HUI50351UC	16-5	NITP669UC	15-1	SMZ5000	4-2
HUI54452UC	16-5			SMZ5002UC	4-2
HUI56551UC	16-5			SMZ5003	4-2
HUI80553UC	16-6			SMZ5400	4-2
HUI86553UC	16-6			SMZCD200UC	4-2
HUIF06UC	16-5			SMZEPCC1UC	4-3
HUIFIL46UC	16-6			SMZPCJB1UC	4-3
HUIFILT0UC	16-6			SMZSH002UC	4-3
HUIRED56UC	16-5			SPE53B52UC	3-7
HVREC5UC	16-5			SPE53B55UC	3-7
HWD5051UC	11-7			SPE53B56UC	3-7
HWD5751UC	11-7			SPE68B55UC	3-8
				SPV68B53UC	3-8
				SPX68B55UC	3-8
N		R		W	
NEM5066UC	13-3	RGM8058UC	14-1	WAT28400UC	5-1
NEM5466UC	13-3	RGM8658UC	14-1	WAW285H1UC	5-1
NEM5666UC	13-3			WAW285H2UC	5-2
NET8068SUC	13-4			WMZ20600	5-5
NET8068UC	13-4			WMZPW20W	5-5
NET8668SUC	13-4			WTG865H4UC	5-4
NET8668UC	13-4				
NETP068SUC	15-2				
		S			
		SGE53B52UC	3-7		
		SGE53B55UC	3-7		
		SGE53B56UC	3-7		
		SGE78B55UC	3-8		
		SGV78B53UC	3-8		
		SGX78B55UC	3-8		
		SGZ1010UC	4-2		
		SGZ1052UC	4-2		
		SGZ9091UC	4-2		
		SHE3AR72UC	3-1		
		SHE3AR75UC	3-1		
		SHE3AR76UC	3-1		
		SHE89PW75N	4-1		
		SHEM3AY52N	3-1		

WTG86403UC	5-3
WTW87NH1UC	5-3
WTZ11400UC	5-5
WTZ20410UC	5-5
WTZPA20UC	5-5
WTZPW20D	5-5

Bosch Home Appliances

North America Corporate Office

1.800.944.2904

www.bosch-home.com/us



BOSCH
Invented for life

©2021 BSH Home Appliances Corporation. All rights reserved. Bosch is a registered trademark of Robert Bosch GmbH.

All information presented herein is based on data available at the time of printing and is subject to change without notice.

For immediate installation dimensions by fax, use your handset and call 1.775.833.3600. Use Code #8317 for a directory of Bosch products.

20-BSH-0914.4-R1