



BOSCH

Invented for life



Mainline & Benchmark Consumer Price List

Q4 2020



PRICE LIST

Consumer



BOSCH

EFFECTIVE

Q4 2020

TABLE OF CONTENTS

REFRIGERATION	1-1	MAINLINE OVENS	11-1
French Door Refrigerator	1-1	Built-in Ovens.....	11-1
Bottom Freezer	1-5	Built-in Warming Drawers	11-7
BENCHMARK REFRIGERATION	2-1	BENCHMARK OVENS	12-1
Built-In Bottom Freezer	2-1	Built-In Ovens.....	12-1
Built-In French Door Bottom Freezer	2-2	Built-In Steam Convection Ovens	12-2
Built-in Single Door.....	2-3	Built-in Combination Ovens	12-3
Accessories	2-4	Built-In Speed Oven	12-3
MAINLINE DISHWASHERS	3-1	Accessories	12-4
Dishwashers.....	3-1	MAINLINE COOKTOPS	13-1
Special Application/ADA Dishwashers.....	3-6	Induction.....	13-1
BENCHMARK DISHWASHERS	4-1	Electric.....	13-3
Accessories	4-3	Gas.....	13-5
LAUNDRY	5-1	RANGETOPS	14-1
Washers	5-1	Rangetops	14-1
Dryers	5-4	BENCHMARK COOKTOPS	15-1
Accessories	5-7	Induction.....	15-1
COFFEE MACHINE	6-1	Electric.....	15-2
Built-in.....	6-1	Gas.....	15-3
MAINLINE RANGES	7-1	Accessories	15-4
Freestanding Ranges.....	7-1	MAINLINE VENTILATION	16-1
Slide-in Ranges	7-3	Under-Cabinet Hoods/Accessories	16-1
BENCHMARK RANGES	8-1	Island Hoods/Accessories.....	16-2
Slide-In Ranges	8-1	Chimney Wall Hoods	16-3
Accessories	8-3	Chimney Wall Hood Accessories.....	16-4
MICROWAVES	9-1	Pull-Out Hood/Accessories	16-5
Over-the-Range Microwave Ovens.....	9-1	Custom Insert	16-6
Built-in Microwave Ovens.....	9-2	Downdraft/Accessories.....	16-7
BENCHMARK MICROWAVES	10-1	INDEX	17-1
Over-the-Range Microwave Oven	10-1	Index	17-1

FRENCH DOOR REFRIGERATOR

This price list supersedes all previous price lists. Prices listed herein do not include applicable state or local taxes.

Model Number	Description	MAP	MSRP
--------------	-------------	-----	------

All Bosch 800 Series Freestanding French Door Refrigerators Include the Following Features:

- SuperCool/SuperFreeze®
- LED Lighting
- Covered Dairy Bin
- Hidden Hinges
- Door Alarm

300 Series

36" Side-by-Side—Stainless Steel

- 20.2 cu.ft.
- Counter Depth
- ENERGY STAR® Qualified
- Fingerprint Resistant Stainless Steel
- MultiAirFlow™ Circulation System
- SoftClose® Doors
- MultiBox Storage Drawers
- Easy Access Glass Shelf
- SuperCool/SuperFreeze®
- Transparent Storage
- Dispenser Control Lock
- Tempered Glass Shelves
- Gallon Door Storage Bins
- Hidden Hinges
- Egg Tray

B20CS30SNS

Stainless Steel

2,199 2,449



B20CS30SNS



800 Series

36" Freestanding Standard-Depth French Door Refrigerator—Stainless Steel

- 25 cu.ft.
- Standard Depth
- ENERGY STAR® Qualified
- Fingerprint Resistant Stainless Steel
- Crisper Drawers
- Storable Partial Shelf
- MultiAirFlow™ Circulation System
- Updated Handle Design
- Full Size Deli Drawer
- Frameless Exterior Ice and Water Dispenser Featuring SteelTouch® Controls
- Quick Ice
- Transparent Storage
- Dispenser Control Lock
- Hide-Away Water Filter
- Spill-Proof Tempered Glass Shelves
- Adjustable Split Glass Shelving
- Gallon Door Storage Bins
- Bottle Holder

B26FT50SNS

Stainless Steel

2,799 3,099



B26FT50SNS



FRENCH DOOR REFRIGERATOR

This price list supersedes all previous price lists. Prices listed herein do not include applicable state or local taxes.

Model Number	Description	MAP	MSRP
--------------	-------------	-----	------

800 Series

36" Freestanding Counter-Depth French Door Refrigerator

- 20.7 cu.ft.
- Counter Depth
- 69" Height
- Easy to Clean Stainless Steel
- Retractable Half Shelf
- Dual Cycle & Dual Air-Cooled System
- Retractable Half Shelf
- Full-Width Chiller Drawer
- Humidity-Controlled Crisper Drawers
- True Flat Door
- Assisted Freezer Drawer Closing
- Reduced-Energy Output Eco Mode
- Metal Rail Drawer Extraction System
- Adjustable Tempered Glass Shelving
- Clear Gallon Door Storage Bins
- Ultraclarity® Water Filter
- Ice Scoop
- Toe Kick Trim Cover
- Door Alarm



B21CT80SNS

Stainless Steel

2,999 3,299

B21CT80SNS

36" Freestanding Counter-Depth French Door Refrigerator—Stainless Steel

- Home Connect™ Features
- 20.8 cu.ft.
- True Counter Depth
- 72" Height
- Dual Compressor and Dual Evaporator
- Easy to Clean Stainless Steel
- MultiAirFlow®
- Built-In Look
- Automatic VitaFreshPro™
- Dual Temperature and Humidity Controlled Crisper Drawers (individual)
- Dual Activated Internal Water Dispenser
- FlexBar™ With Shelving Accessories
- Freezer With Three-Tiered Shelving
- Full-Width Chiller Drawer
- SoftClose® Freezer
- Ice Maker
- ENERGY STAR® Certified
- Adjustable Tempered Glass Shelving
- Gallon Door Storage Bins
- Ice Scoop



B36CT80SNS



B36CT80SNB



B36CT81SNS



B36CT80SNS

Stainless Steel, Bar Handle

3,099 3,449

B36CT80SNB

Black Stainless Steel, Bar Handle

3,199 3,549

B36CT81SNS

Stainless Steel, Pro Handle

3,499 3,849

FRENCH DOOR REFRIGERATOR

This price list supersedes all previous price lists. Prices listed herein do not include applicable state or local taxes.

Model Number	Description	MAP	MSRP
--------------	-------------	-----	------

800 Series

36" Freestanding Counter-Depth French Door Refrigerator—Stainless Steel

- Home Connect™ Features
- 20.5 cu.ft.
- True Counter Depth
- 72" Height
- Dual Compressor and Dual Evaporator
- Easy-To-Clean Stainless Steel
- MultiAirFlow®
- Built-In Look
- Automatic VitaFreshPro™
- Dual Temperature and Humidity Controlled Crisper Drawers
- Dual Activated Internal Water Dispenser
- FlexBar™ With Shelving Accessories
- Freezer With Three-Tiered Shelving
- Full-Width Chiller Drawer
- SoftClose® Drawer Closing
- Ice Maker
- ENERGY STAR® Certified
- Adjustable Tempered Glass Shelving
- Gallon Door Storage Bins
- Ice Scoop



B36CL80SNS



B36CL80ENS

B36CL80SNS

Stainless Steel, Bar Handle

3,299 3,649

B36CL80ENS

Stainless Steel, Recessed Handle

3,399 3,749



36" Freestanding Counter-Depth French Door Refrigerator Refreshment Center—Glass on Stainless Steel

- Home Connect™ Features
- 20.5 cu.ft.
- True Counter Depth
- 72" Height
- Dual Compressor and Dual Evaporator
- Glass over Stainless Steel
- Beverage Drawer
- MultiAirFlow®
- Built-In Look
- Dual Temperature and Humidity Controlled Crisper Drawers
- Dual Activated Internal Water Dispenser
- FlexBar™ With Shelving Accessories
- Freezer With Three-Tiered Shelving
- Full-Width Chiller Drawer
- SoftClose® Drawer Closing
- Ice Maker
- ENERGY STAR® Certified
- Adjustable Tempered Glass Shelving
- Gallon Door Storage Bins
- Ice Scoop



B36CL81ENG

NEW B36CL81ENG

Glass on Stainless Steel

4,439 4,899

Available Q4



FRENCH DOOR REFRIGERATOR

This price list supersedes all previous price lists. Prices listed herein do not include applicable state or local taxes.

Model Number	Description	MAP	MSRP
--------------	-------------	-----	------

800 Series

36" Freestanding Counter-Depth French Door Refrigerator, External Water and Ice— Stainless Steel

- Home Connect™ Features
- 21.6 cu.ft.
- True Counter Depth
- 70" Height
- ENERGY STAR® Certified
- Easy to Clean Stainless Steel
- Built-In Look
- QuickPro Ice System™
- External Ice and Water Dispenser
- UltraClarityPro Water Filter
- Ice Maker
- Humidity Controlled Crisper Drawers
- Full-Width Chiller Drawer
- MultiAirFlow®
- SoftClose® Freezer Closing
- Freezer With Two-Tiered Shelving
- Adjustable Tempered Glass Shelving
- Gallon Door Storage Bins
- Ice Bin



B36CD50SNS



B36CD50SNB



NEW B36CD50SNS	Stainless Steel, Bar Handle	2,999	3,299
NEW B36CD50SNB	Black Stainless Steel, Bar Handle	3,099	3,449

Available Q4

BOTTOM FREEZER

This price list supersedes all previous price lists. Prices listed herein do not include applicable state or local taxes.

Model Number	Description	MAP	MSRP
All Bosch Freestanding Counter-Depth Two Door Bottom Freezer Refrigerators Include the Following Features:			
• Counter Depth	• MultiAirFlow™ System	• CoolPaks	
• Reversible Doors	• Spill-Proof Glass Shelves	• Door Alarm	
• Wine Rack	• Removable Freezer Bins	• ENERGY STAR® Certified	

500 Series

24" Freestanding Counter-Depth Two Door Bottom Freezer Refrigerator—Stainless Steel Door

- 11 cu.ft.
- 24"x79" European Style
- Hidden Hinges
- SuperCool/SuperFreeze®
- AirFresh Filter®
- Sidewall LED Lighting
- HydroFresh Humidity-Controlled Crisper
- Telescopic Drawers

B11CB50SSS

Stainless Steel

2,599 2,899

Note: For model with internal ice maker (B11CB81SSS), see page 1-6.



B11CB50SSS



800 Series

24" Built-in Two Door Bottom Freezer Refrigerator—Custom Panel

- Home Connect™ Features
- 8.4 cu.ft.
- VitaFreshPro—Stable Temperature And Humidity Controlled Drawer
- Installs True Flush
- Dual Evaporators
- Recessed LED Theater Lighting
- Garage Shelving
- Full Width Shelving
- Full Extension Drawers
- OptiFlex® Hinge
- Electronic Controls
- SuperCool/SuperFreeze®
- Sabbath/Economy/Vacation Mode

B09IB91NSP

24" Bottom-Freezer, Custom Panel

2,399 2,649



B09IB91NSP



BOTTOM FREEZER

This price list supersedes all previous price lists. Prices listed herein do not include applicable state or local taxes.

Model Number	Description	MAP	MSRP
--------------	-------------	-----	------

800 Series

24" Freestanding Counter-Depth Two Door Bottom Freezer Refrigerator

- | | | |
|---|--|--|
| <ul style="list-style-type: none"> • 10 cu.ft. • 24" x 73" European Style | <ul style="list-style-type: none"> • Tempered Glass Refrigerator/Freezer Door • HydroFresh Humidity-Controlled Crisper | <ul style="list-style-type: none"> • LED Bright Lighting • Ice Trays |
|---|--|--|



B10CB81NVB

B10CB80NVW/
B10CB81NVW



<u>B10CB81NVB*</u> Discontinues October	Black Glass Door	2,699	2,999
<u>B10CB80NVW</u>	White Glass Door	2,699	2,999
NEW <u>B10CB81NVW*</u>	White Glass Door	2,699	2,999

* Model number change required for updated energy rating. No changes to the physical product.
New model released once old model inventory is depleted

24" Freestanding Counter-Depth Two Door Bottom Freezer Refrigerator—Stainless Steel Door

- | | | |
|--|---|--|
| <ul style="list-style-type: none"> • 11 cu.ft. • 24"x79" European Style • Hidden Hinges | <ul style="list-style-type: none"> • SuperCool/SuperFreeze® • AirFresh Filter® • Sidewall LED Lighting | <ul style="list-style-type: none"> • HydroFresh Humidity-Controlled Crisper • Telescopic Drawers • Internal Ice Maker |
|--|---|--|

<u>B11CB81SSS</u>	Stainless Steel, With Internal Ice Maker	2,799	3,099
--------------------------	---	--------------	--------------

Note: For model without internal ice maker (B11CB50SSS), see page 1-5.



B11CB81SSS



BUILT-IN BOTTOM FREEZER

This price list supersedes all previous price lists. Prices listed herein do not include applicable state or local taxes.

Model Number	Description	MAP	MSRP
All Bosch Benchmark Series Built-In Refrigerators Include the Following Features: <ul style="list-style-type: none"> Home Connect™ Capability Sidewall LED Theater Lighting OptiFlex® Hinge Carbon Air Filter SuperCool/SuperFreeze™ Sabbath/Economy/Vacation Mode ENERGY STAR® Certified New Interior Design 			

Benchmark Series

30" Built-in Two Door Bottom Freezer Refrigerator—Custom Panel

- Home Connect™ Features
- 16.0 cu.ft.
- Tall Door Built-in Refrigeration
- Installs True Flush
- Dual Compressor and Evaporator
- Full Width Shelving
- Full Extension Drawers
- Temperature Controlled Deli Drawer
- Internal Ice Maker
- Water Filter
- TFT Controls
- Gallon Door Bins

B30IB900SP¹	30" Bottom-Freezer, Custom Panel	6,199	6,849
NEW B30IB905SP Available December	30" Bottom-Freezer, Custom Panel	6,199	6,849



B30IB900SP/B30IB905SP



30" Built-in Two Door Bottom Freezer Refrigerator—Stainless Steel Panel

- Home Connect™ Features
- 16.0 cu.ft.
- Installs True Flush Or Framed
- Dual Compressor and Evaporator
- Full Width Shelving
- Full Extension Drawers
- Temperature Controlled Drawer
- Internal Ice Maker
- Water Filter
- Electronic Controls
- Gallon Door Bins

Pre-Assembled Package Includes: Flat Stainless Panels • Bosch Handles

B30BB930SS²	30" Bottom-Freezer, Stainless Steel	7,499	8,249
NEW B30BB935SS Available December	30" Bottom-Freezer, Stainless Steel	7,499	8,249



B30BB930SS/B30BB935SS



¹ Transitions to B30IB905SP December

² Transitions to B30BB935SS December

BUILT-IN FRENCH DOOR BOTTOM FREEZER

This price list supersedes all previous price lists. Prices listed herein do not include applicable state or local taxes.

Model Number	Description	MAP	MSRP
--------------	-------------	-----	------

Benchmark Series

36" Fully-Integrated French Door Bottom Freezer Refrigerator—Custom Panel

- | | | |
|---------------------------------|---------------------------------|----------------------|
| • Home Connect™ Features | • Evaporator | • Internal Ice Maker |
| • 19.5 cu.ft. | • Full Width Shelving | • Water Filter |
| • Installs True Flush Or Framed | • Full Extension Drawers | • TFT Controls |
| • Dual Compressor and | • Temperature Controlled Drawer | • Gallon Door Bins |

B36IT900NP¹ **36" French Door Bottom-Freezer, Custom Panel** **7,099** **7,849**

NEW B36IT905NP **36" French Door Bottom-Freezer, Custom Panel** **7,099** **7,849**
Available December



B36IT900NP/B36IT905NP

B36BT930NS² **36" French Door Bottom-Freezer, Stainless Steel** **8,299** **9,149**

NEW B36BT935NS **36" French Door Bottom-Freezer, Stainless Steel** **8,299** **9,149**
Available December



B36BT930NS/B36BT935NS



¹ Transitions to B36IT905NP December

² Transitions to B36BT935NS December

BUILT-IN SINGLE DOOR

This price list supersedes all previous price lists. Prices listed herein do not include applicable state or local taxes.

Model Number	Description	MAP	MSRP
--------------	-------------	-----	------

Benchmark Series

18" Built-In Single Door Freezer—Custom Panel

- Home Connect™ Features
- 8.6 cu.ft.
- Installs True Flush Or Framed
- Internal Ice Maker
- Water Filter
- TFT Controls

B18IF900SP¹ **18" Freezer, Custom Panel Single Door** **4,599** **5,099**

NEW B18IF905SP **18" Freezer, Custom Panel Single Door** **4,599** **5,099**
Available December



B18IF900SP/B18IF905SP



30" Built-in Single Door Refrigerator—Custom Panel

- Home Connect™ Features
- 17.2 cu.ft.
- Tall Door Built-in Freezer
- Installs True Flush Or Framed
- VitaFresh System
- Full Width Shelving
- Full Extension Drawers
- OptiFlex® Hinge
- TFT Controls
- Gallon Door Bins

B30IR900SP² **30" Freezer, Custom Panel Single Door** **5,599** **6,199**

NEW B30IR905SP **30" Freezer, Custom Panel Single Door** **5,599** **6,199**
Available December



B30IR900SP/B30IR905SP



¹ Transitions to B18IF905SP December







² Transitions to B30IR905SP December

This price list supersedes all previous price lists. Prices listed herein do not include applicable state or local taxes.

Model
Number

Description






Accessories for Refrigeration



Accessories for Refrigeration					Mainline						Benchmark					
					B20CS30SNS	B21CT80SNS	B26FT50SNS	B36CD50SN_	B36CT8_SN_	B36CL81ENG	B36CL80_NS	B18IF90_SP	B30BB93_SS	B30IB90_SP	B30IR90_SP	B36BT930NS
	BORPLFTR50	UltraClarityPro™ Water Filter	46	59				•	•	•						
	NEW BORPLFTR55	UltraClarityPro™ Water Filter Available December	46	59				•	•	•						
	BOHANDL50	Pro Handle Accessory Kit Kit Includes 2 Handles for Refrigerator, 1 Handle for Freezer, Hardware and Tool Necessary for Installation	299	329		•										
	BFL18IF800	18" Stainless Steel Flat Panel Freezer Door	450	499							•					
	BFL30IR800	30" Stainless Steel Flat Panel Freezer Door	550	649										•		
	B36HNDL800	36" Handle for Single Door	100	109								•		•		
	HEATKITB82	Heater Kit	399	439							•	•	•	•	•	•

Please make sure to order HEATKITB82 when installation is less than 6" apart but not connected, or for nontraditional side-by-side combinations without freezer column. A HEATKITB82 is recommended for use with any installation in areas that are subject to extreme humidity.

DISHWASHERS

This price list supersedes all previous price lists. Prices listed herein do not include applicable state or local taxes.

Model Number	Description	MAP	MSRP
All Bosch 100 Series Dishwashers Include the Following Features:			
Quality <ul style="list-style-type: none">• Anti-Finger Print Stainless Steel• Stainless Steel Tub With Polypropylene• 24/7 Overflow Protection	Efficiency <ul style="list-style-type: none">• 269 kWh/year• ENERGY STAR® Certified Performance <ul style="list-style-type: none">• Up to Six Wash Cycles Including: Heavy, Auto, Normal, Speed 60 and Rinse & Hold	<ul style="list-style-type: none">• Up to Five Performance Enhancing Options Including: Sanitize (NSF certified to remove up to 99.9% of bacteria)	
100 Series			
Quietness <ul style="list-style-type: none">• 50 dBA Design <ul style="list-style-type: none">• Standard Button Controls	Racks <ul style="list-style-type: none">• 14-Place Setting Capacity• Utility Rack• Manual Adjusting Upper Rack• 2 Lower Rack Flip Tines• Long Silverware Basket	Performance <ul style="list-style-type: none">• Additional Wash Cycles: Delicate, Express• Additional Options: Delay Start	 SHEM3AY55N
<u>SHEM3AY52N</u>	Recessed Handle, White	499	549
<u>SHEM3AY55N</u>	Recessed Handle, Stainless Steel With Silver Fascia	599	699
<u>SHEM3AY56N</u>	Recessed Handle, Black	499	549
Quietness <ul style="list-style-type: none">• 50 dBA Design <ul style="list-style-type: none">• Electronic Scrolling Controls	Racks <ul style="list-style-type: none">• 14-Place Setting Capacity• Manual Adjusting Upper Rack• 2 Lower Rack Flip Tines• Long Silverware Basket	Performance <ul style="list-style-type: none">• Additional Wash Cycles: Delicate, Express• Additional Options: 3/6/9 H Delay Start	 SHE3AR75UC  SHX3AR75UC
<u>SHE3AR72UC</u>	Recessed Handle, White	499	549
<u>SHE3AR75UC</u>	Recessed Handle, Stainless Steel With Silver Fascia	599	699
<u>SHE3AR76UC</u>	Recessed Handle, Black	499	549
<u>SHX3AR72UC</u>	Bar Handle, White	599	699
<u>SHX3AR75UC</u>	Bar Handle, Stainless Steel	699	799
<u>SHX3AR76UC</u>	Bar Handle, Black (currently not available)	599	699
Quietness <ul style="list-style-type: none">• 48 dBA• InfoLight® Design <ul style="list-style-type: none">• Electronic Controls• Time Remaining Display	Racks <ul style="list-style-type: none">• 15-Place Setting Capacity• Standard 3rd Rack• 3 Step RackMatic®• Upper & Lower Rack Flip Tines• Silverware Basket	Performance <ul style="list-style-type: none">• Additional Wash Cycles: Speed 60• Additional Options: 24 H Delay Start, and Extra Dry	 SHXM4AY55N  SHXM4AY54N
<u>SHXM4AY52N</u>	Bar Handle, White (currently not available)	699	799
<u>SHXM4AY54N</u>	Bar Handle, Black Stainless Steel (currently not available)	849	949
<u>SHXM4AY55N</u>	Bar Handle, Stainless Steel	749	849
<u>SHXM4AY56N</u>	Bar Handle, Black	699	799





DISHWASHERS



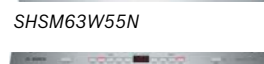



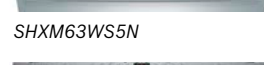

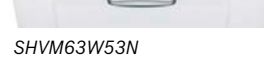
This price list supersedes all previous price lists. Prices listed herein do not include applicable state or local taxes.

Model Number	Description	MAP	MSRP
All Bosch 300 Series Dishwashers Include the Following Features:			
<div> <div> Quietness <ul style="list-style-type: none"> • 44 dBA • InfoLight® • Time remaining Display </div> <div> Design <ul style="list-style-type: none"> • Electronic Controls </div> <div> Racks <ul style="list-style-type: none"> • 16 place setting capacity • Standard 3rd Rack • 3 Step RackMatic® • FlexSpace™ Tines • 1 Flip Tine Upper Rack </div> <div> Quality <ul style="list-style-type: none"> • Deeper Full Stainless Steel Tub • 24/7 AquaStop® • Easily Accessible 3-Stage Filtration System </div> <div> Efficiency <ul style="list-style-type: none"> • 269 kWh/yr • ENERGY STAR® Certified </div> <div> Performance <ul style="list-style-type: none"> • Five Wash Cycles: Auto Wash, Heavy, Normal Wash, Speed60, Rinse & Hold • Four Options: Sanitize (NSF certified to remove up to 99.9% of bacteria), Extra Dry, 24H Delay Start, Half Load </div> </div>			

300 Series

Racks

- Long Silverware Basket

<u>SHEM63W52N*</u>	Recessed Handle, White	799	899	
<u>SHEM63W55N*</u>	Recessed Handle, Stainless Steel	849	949	
<u>SHEM63W56N*</u>	Recessed Handle, Black	799	899	
<u>SHSM63W52N</u>	Scoop Handle, White	799	899	
<u>SHSM63W55N</u>	Scoop Handle, Stainless Steel	849	949	
SHSM63W56N	Scoop Handle, Black (currently not available)	799	899	
<u>SHXM63W55N</u>	Bar Handle, Stainless Steel	899	999	
SHXM63WS5N	Bar Handle, Stainless Steel, Touch Controls, Water Softener (currently not available)	1,149	1,299	
<u>SHVM63W53N</u>	Fully Integrated – Requires Custom Panel	899	999	

* No InfoLight®



This price list supersedes all previous price lists. Prices listed herein do not include applicable state or local taxes.

Model Number	Description	MAP	MSRP
--------------	-------------	-----	------

All Bosch 500 Series Dishwashers Include the Following Features:

Quietness

- 44 dBA
- InfoLight®

Design

- **Pocket Handle Design**
- Electronic Controls
- **Time remaining Display**

Racks

- 16 Place Setting Capacity

• Flexible 3rd Rack

- 3 Step RackMatic®
- FlexSpace™ Tines
- **2 Flip Tines Upper Rack**

Quality

- Full Stainless Steel Tub
- 24/7 AquaStop®
- Easily Accessible 3-Stage Filtration System
- **EasyGlide™ Upper Rack**

Efficiency

- 269 kWh/yr
- ENERGY STAR® Certified

Performance

- Five Wash Cycles: Heavy, Auto Wash, Normal Wash, Speed60, Rinse & Hold
- Four Options: Sanitize (NSF certified to remove up to 99.9% of bacteria), 24H Delay Start, Half Load, **AutoAir™**

Featuring AutoAir™—which opens the door to let fresh air circulate for 40% drier dishes.*

*Based on average drying performance of Bosch Dishwashers with AutoAir™ after seven hours as compared to Bosch Dishwashers with PureDry™.

500 Series

Racks

- Long Silverware Basket

Performance

- Additional Options:
Delicate

<u>SHPM65Z52N</u>	Pocket Handle, White	999	1,099
<u>SHPM65Z55N</u>	Pocket Handle, Stainless Steel	999	1,099
<u>SHPM65Z56N</u>	Pocket Handle, Black	999	1,099
<u>SHXM65Z55N</u>	Bar Handle, Stainless Steel	1,049	1,199



SHPM65Z55N



SHXM65Z55N



This price list supersedes all previous price lists. Prices listed herein do not include applicable state or local taxes.

Model Number	Description	MAP	MSRP
All Bosch 800 Series Dishwashers Include the Following Features:			
Quiet Operation: <ul style="list-style-type: none"> • Multiple layers of sound-absorbing insulation • EcoSilence™ dual brushless motor system • Solid molded base* to absorb noise while minimizing vibration 			
Design: <ul style="list-style-type: none"> • Integrated control system • Flush installation with full size tub • Self-latching door • Touch Controls • InfoLight® Except for Front Control Models • Time Remaining Display 			
Racks: <ul style="list-style-type: none"> • 16 Place Setting Capacity • 3 Step RackMatic® • FlexSpace™ Tines • 2 Flip Tines Upper Rack 			
Quality: <ul style="list-style-type: none"> • Full Stainless Steel Tub • 24/7 AquaStop® Leak Protection System • Easily Accessible 3-Stage Filtration System • EasyGlide™ Upper Rack • Concealed water heating element • Quick installation kit included 			
Efficiency: <ul style="list-style-type: none"> • 269 KWh/yr • ENERGY STAR® Certified 			
Performance: <ul style="list-style-type: none"> • Six Wash Cycles: Heavy, Auto Wash, Eco, Normal Wash, Speed60, Rinse & Hold • Five Options: Sanitize (NSF certified to remove up to 99.9% of bacteria), Delicate, 24H Delay Start, Half Load, CrystalDry™ 			

Featuring CrystalDry™—a patented drying technology that transforms moisture into heat to get dishes, including plastics, 60% drier.*

*Based on aggregate average drying performance of Bosch Dishwashers with CrystalDry™ on combined household load including plastics, glass, steel, and porcelain as compared to Bosch Dishwashers with PureDry™. Drying performance may vary by dish type.

800 Series

Quietness

- **42 dBA**
- InfoLight®

Racks

- Flexible 3rd Rack
- Long Silverware Basket

SHEM78Z52N*	Recessed Handle, White (currently not available)	1,149	1,299
SHEM78Z55N*	Recessed Handle, Stainless Steel	1,149	1,299
SHEM78Z56N*	Recessed Handle, Black (currently not available)	1,149	1,299
SHPM78Z52N	Pocket Handle, White (currently not available)	1,149	1,299
SHPM78Z54N	Pocket Handle, Black Stainless Steel	1,199	1,349
SHPM78Z55N	Pocket Handle, Stainless Steel	1,149	1,299
SHPM78Z56N	Pocket Handle, Black (currently not available)	1,149	1,299
SHXM78Z52N	Bar Handle, White (currently not available)	1,199	1,349
SHXM78Z54N	Bar Handle, Black Stainless Steel (currently not available)	1,249	1,399
SHXM78Z55N	Bar Handle, Stainless Steel	1,199	1,349
SHXM78Z56N	Bar Handle, Black (currently not available)	1,199	1,349
SHVM78Z53N	Fully Integrated – Requires Custom Panel	1,199	1,349



SHEM78Z55N



SHPM78Z54N



SHPM78Z55N



SHXM78Z54N



SHXM78Z55N








SHVM78Z53N

* No InfoLight®



DISHWASHERS

This price list supersedes all previous price lists. Prices listed herein do not include applicable state or local taxes.

Model Number	Description	MAP	MSRP
800 Series			
Quietness: • 40 dBA • InfoLight®	Racks: • MyWay™ 3rd Rack • 2 Flip Tines Lower Rack • Long Silverware Basket	Performance: • Additional Options: Eco	 SHPM88Z75N  SHXM88Z75N  SHVM88Z73N
SHPM88Z75N	Pocket Handle, Stainless Steel	1,399	1,549
SHXM88Z75N	Bar Handle, Stainless Steel	1,399	1,549
SHVM88Z73N	Fully Integrated – Requires Custom Panel (currently not available)	1,399	1,549
Quietness • 42 dBA	Racks • Flexible 3rd Rack • Long Silverware Basket	Performance • Home Connect™ allows you to remotely monitor and Control with Wi-Fi Connectivity • Additional Options: Remote Start	 SHEM78ZH5N 
SHEM78ZH5N*	Recessed Handle, Stainless Steel	1,499	1,649

* No InfoLight®



SPECIAL APPLICATION/ADA DISHWASHERS

This price list supersedes all previous price lists. Prices listed herein do not include applicable state or local taxes.

Model Number	Description	MAP	MSRP
--------------	-------------	-----	------

All Bosch ADA Dishwashers Include the Following Features:

Design

- Time Remaining Display
- ADA Compliant Height (32" Tall)

Racks

- RackMatic®
- Flexible Silverware Basket

Quality

- Full Stainless Steel Tub
- 24/7 AquaStop® Plus
- Easily Accessible 3-Stage Filtration System
- Water Softener
- Made in Germany

Efficiency

- 259 kWh/yr
- ENERGY STAR® Certified

Performance

- Four Wash Cycles: Heavy, Auto, Normal, Rinse & Hold
- Three Options: Delicate, Sanitize, 24H Delay Start
- Extra Tall Item Sprinkler

300 Series EuroTub/ADA 18" and 24"

Quietness

- 46 dBA

Racks

- **9 (18" Width)/
14 (24" Width)
Place Setting Capacity**

Performance

- Additional Options:
Extra Dry



SPE53U55UC

[SPE53U52UC](#)

18" Recessed Handle, White

849

949

[SPE53U55UC](#)

18" Recessed Handle, Stainless Steel

849

949

[SPE53U56UC](#)

18" Recessed Handle, Black

849

949



SGE53X55UC

[SGE53X52UC*](#)

24" Recessed Handle, White

849

949

[SGE53X55UC*](#)

24" Recessed Handle, Stainless Steel

849

949

[SGE53X56UC*](#)

24" Recessed Handle, Black

849

949

800 Series EuroTub/ADA 18" and 24"

Quietness

- **44 dBA**
- **InfoLight®**

Racks

- **10 (18" Width)/
15 (24" Width)
Place Setting Capacity**
- **Standard 3rd Rack**

Quality

- **Vase Holder and Small Item Clips**

Performance

- Additional Wash Cycles:
Delicate, Express
- Additional Options:
ExtraShine®



SPE68U55UC



SPX68U55UC



SPV68U53UC

[SPE68U55UC*](#)

18" Recessed Handle, Stainless Steel

949

1,049

[SPX68U55UC](#)

18" Bar Handle, Stainless Steel

1,049

1,199

[SPV68U53UC](#)

18" Fully Integrated – Requires Custom Panel

1,049

1,199



SGE68X55UC

[SGE68X55UC*](#)

24" Recessed Handle, Stainless Steel

949

1,049

[SGX68U55UC](#)

24" Bar Handle, Stainless Steel

1,049

1,199

[SGV68U53UC](#)

24" Fully Integrated – Requires Custom Panel

1,049

1,199



SGX68U55UC



SGV68U53UC



* No InfoLight®

This price list supersedes all previous price lists. Prices listed herein do not include applicable state or local taxes.

Model Number	Description	MAP	MSRP
--------------	-------------	-----	------

All Bosch Benchmark Series Dishwashers Include the Following Features:

Quiet Operation

- Multiple Layers of Sound-Absorbing Insulation
- EcoSilence™ Dual Brushless Motor System
- Solid Molded Base to Absorb Noise While Minimizing Vibration

Design:

- Integrated Control System
- Flush Installation With Full Size Tub

- Self Latching Door
- InfoLight® Or TimeLight® Except for Front Control Models

Racks

- 3 Step RackMatic®
- DoubleFlex™ Silverware Basket

Quality:

- 24/7 AquaStop® Leak Protection System
- Concealed Heating Element

Efficiency

- 269 kWh/yr
- ENERGY STAR® Certified

Performance

- Six Cycles: Heavy, Auto Wash, Normal Wash, Speed60, Glass, Rinse & Hold
- Four Options: Sanitize, Delicate, 24H Delay Start, Half Load
- Corrugated Shaped Filter
- Quick Installation Kit Included

Featuring CrystalDry™—a patented drying technology that transforms moisture into heat to get dishes, including plastics, 60% drier.*

*Based on aggregate average drying performance of Bosch Dishwashers with CrystalDry™ on combined household load including plastics, glass, steel, and porcelain as compared to Bosch Dishwashers with PureDry™. Drying performance may vary by dish type.

Benchmark® Series

Quietness

- **42 dBA**
- **TimeLight®**

Design

- Touch Controls
- Time Remaining Display

Racks

- 16 Place Setting Capacity
- **MyWay™ 3rd Rack**
- FlexSpace™ Tines
- 2 Flip Tines Upper Rack
- **2 Flip Tines Lower Rack**

Quality

- Deeper Full Stainless Steel Tub
- EasyGlide™ Upper Rack

Performance

- Additional Options: CrystalDry™, ExtraScrub
- NSF certified to remove up to 99.9% of bacteria



SHP87PZ55N



SHX87PZ55N

SHP87PZ55N	Pocket Handle, Stainless Steel (currently not available)	1,349	1,499
SHX87PZ55N	Bar Handle, Stainless Steel (currently not available)	1,349	1,499

Quietness

- **40 dBA**
- TimeLight®

Design

- Touch Controls
- Time Remaining Display

Racks

- 16 Place Setting Capacity
- MyWay™ 3rd Rack
- **FlexSpace™ Plus Tines**
- **4 Flip Tines** Upper Rack
- 2 Flip Tines Lower Rack

Quality

- Deeper Full Stainless Steel Tub
- **EasyGlide™ Upper and Lower Rack**
- **Water Softener**

Performance

- Additional Options: CrystalDry™, ExtraScrub
- NSF certified to remove up to 99.9% of bacteria



SHP88PZ55N



SHX88PZ55N



SHV88PZ53N

<u>SHP88PZ55N</u>	Pocket Handle, Stainless Steel	1,599	1,799
SHX88PZ55N	Bar Handle, Stainless Steel (currently not available)	1,599	1,799
SHV88PZ53N	Fully Integrated – Requires Custom Panel (currently not available)	1,599	1,799



ACCESSORIES

This price list supersedes all previous price lists. Prices listed herein do not include applicable state or local taxes.











Model
Number

Description

MAP

MSRP

Accessories for Dishwashers

					100 Series	300 Series	500 Series	800 Series	Benchmark	SPV68U55UC
	<u>SGZ1010UC</u>	Dishwasher Drain Hose Extension 76 3/4"	18	19	•	•	•	•	•	
	<u>SGZ9091UC</u>	Dishwasher Softener Salt (4.4 lbs) – Models With Water Softener Only	16	19					• ¹	
	<u>SGZ1052UC</u>	Dishwasher Accessory Kit With Extra Tall Item Sprinkler, Vase/Bottle Holder, 3 Plastic Item Clips and Small Item Basket	19	29	•					
	<u>SGZPC001UC</u>	Dishwasher 3-Prong Power Cord 61"	19	29	• ²					
	<u>SMZ1007UC</u>	Bosch Dishwasher Bar Handle, Stainless Steel	59	69		• ³	• ²	• ²	• ²	
	<u>SMZ4026</u>	MyWay™ Rack Silverware Insert Accessory	20	29				• ⁴	•	
	<u>SMZ4000UC</u>	Flexible Silverware Basket	25	29	•	•	•	•	•	
	<u>SMZ5000</u>	Dishwasher Accessory Kit With Extra Tall Item Sprinkler, Vase/Bottle Holder, 3 Plastic Item Clips and Small Item Basket	19	29		•	•	•	• ⁵	
	<u>SMZ5002UC</u>	Anti-Tarnish Silverware Cassette With Clips	25	29	•	•	•	•	• ⁶	
	<u>SMZ5003</u>	18" Dishwasher Accessory Hinge for 4" Toekick Height Installation	150	169						•
	<u>SMZ5400</u>	MyWay™ Rack Large Silverware Insert Accessory	30	39				• ⁷	•	

1 Excludes SH_87PW55N models

2 Applies to 100 Series dishwashers produced prior to 2020

3 Excludes SH_87PW55N models

4 SH_M98W7_N models only

5 Excludes SH_87PW55N models

6 Excludes SH_89PW7_N models

7 SH_M98W7_N models only



ACCESSORIES







This price list supersedes all previous price lists. Prices listed herein do not include applicable state or local taxes.

Model
Number

Description

MAP MSRP

Accessories for Dishwashers

					100 Series	300 Series	500 Series	800 Series	Benchmark	SPV68U55UC
	<u>SMZCD200UC</u>	Flexible 3rd Rack	49	59	. ¹	•	•	•	•	
	NEW <u>SMZEPCC1UC</u>	Power Cord Clips + Edge Protector Kit Edge Protector Is For Dishwasher Installations Through Metal Cabinetry, for Water/drain/electrical Lines	5	9	•	•	•	•	•	
	<u>SMZPC002UC</u>	Dishwasher 3-Prong Power Cord Kit (Rear Connection)	19	29		•	•	•	•	
	<u>SMZPCJB1UC</u>	Junction Box Kit (alternate to the 3-Prong Power Cord Kit)	20	29	•	•	•	•	•	
	<u>SMZPCSH2UC</u>	Bosch Dishwasher Water Supply Hose & Accessory Power Cord (Rear Connection)	40	49		•	•	•	•	
	<u>SMZSH002UC</u>	Bosch Dishwasher Water Supply Hose	20	29		•	•	•	•	

1 Alternative for Models with Existing 3rd Racks Only (SHX84AYD5N, SHXM4AY5_N)



This price list supersedes all previous price lists. Prices listed herein do not include applicable state or local taxes.

Model Number	Description	MAP	MSRP
All Bosch Washers Include the Following Features:			
<ul style="list-style-type: none"> SpeedPerfect™ Provides Up to 40% Faster Washing EcoSilence™ BLDC Motor for Quieter Operation ActiveClean® System Wave Profiled Stainless Steel Drum Anti-Vibration Circular Side Walls Spin Speed Up to 1400 rpm 	<ul style="list-style-type: none"> ENERGY STAR® Certified Improved Energy Efficiency and Performance Energy Consumption 84 kWh/year Exceeds the February 2018 ENERGY STAR® Water Consumption Standards Child Lock 	<ul style="list-style-type: none"> Signal Internal Water Heater Installation: Stackable, Side-by-Side, Under Counter Or Pedestal Option 208–240 V Plug type 240V; NEMA 6-15 (3 prong) 	

300 Series

24" Compact Washer

Design:

- White Cabinet With White Dial and White Door Ring
- Touch Control Display
- Large 2.2 cu.ft. Capacity, Wash Up to 15.4 lbs Or 16 Bath Towels
- Clear Glass Window
- Matching Dryer WTG86400UC, (in November) WTG86403UC

Silence Level:

- Washing/Spinning 54/73 dBA

15 Individually-Tailored Washing Programs

- Cotton Normal, Cotton Light Soil, Permanent Press, Permanent Press Heavy Soil, Permanent Press Light Soil, Jeans, Quick Wash 30 mins., Heavy Duty, Delicates, Hand wash/Wool, Allergen, Towels, Drum Clean, Drain, Rinse/Spin

6 Options

- SpeedPerfect™, Temperature, Finish In, Extra Rinse, Prewash, Spin Speed, Start/Pause
- Plugs Into Wall Receptacle or Dryers WTG86400UC, WTG86401UC Or WTG865H3UC, See new dryers launching November 2020 (pages 5-4–5-6)



WAT28400UC

[WAT28400UC](#)

24" White Cabinet With White Dial and White Door Ring

1,099 1,249



This price list supersedes all previous price lists. Prices listed herein do not include applicable state or local taxes.

Model Number	Description	MAP	MSRP
--------------	-------------	-----	------

500 Series

24" Compact Washer

Design:

- White Cabinet With Silver/White Dial and Silver Door Ring
- Touch Control Display
- Large 2.2 cu.ft. Capacity, Wash Up to 17.6 lbs Or 18 Bath Towels
- Clear Glass Window With Bosch Magneto
- Matching Dryer WTG86401UC

Quality:

- AquaShield® Hose Leak Protection System

Silence Level:

- Washing/Spinning 52/72 dBA

15 Individually-Tailored Washing Programs

- Cotton Normal, Cotton Light Soil, Permanent Press, Permanent Press Heavy Soil, Permanent Press Light Soil, Sanitize, Jeans, Quick Wash 30

mins., Bulky/Large Items, Delicates, Hand wash/Wool, Towels, Drum Clean

- Drain, Rinse/Spin

6 Options

- SpeedPerfect™, Temperature, Finish In, Extra Rinse, Prewash, Spin Speed, Start/Pause
- Plugs Into Dryers, WTG86400UC, WTG86401UC Or WTG865H3UC



WAT28401UC



WAT28401UC

24" White Cabinet With Silver/White Dial and Silver Door Ring

1,249 1,399

Discontinued Q4

24" Compact Washer

Home Connect™ Features

- App Allows You To Operate Washer From Anywhere In The Home
- Easy Start Option For Your Wash Cycle
- Energy Management Information

Design:

- White Cabinet With Silver/White Dial and Silver Door Ring
- Touch Control Display
- Large 2.2 cu.ft. Capacity, Wash Up to 17.6 lbs Or 18 Bath Towels

- Clear Glass Window with Bosch Magneto
- Matching Dryer WTW87NH1UC

Quality:

- ENERGY STAR® Most Efficient Certified
- AquaShield® Hose Leak Protection System

- **Silence Level:** Washing/Spinning 52/72 dBA

14 Individually-Tailored Washing Programs

- Cotton, Mix, Permanent Press, Whitest Whites, Sanitize, Outdoor/Sport, Jeans, Quick 30, Bulky/

Large Items, Delicates, HandWash/Wool, Drum Clean, Spin/Drain, Rinse

10 Options

- SpeedPerfect™, Temperature, Finish In, Prewash, Spin Speed, Start/Pause, EcoPerfect™, Rinse Plus, Remote Start, Stains (Stains Program Treats Oil, Food Based, Red Wine and Grass Based Stains)
- Plugs into Wall Receptacle or Dyer Adapter: WTG86403UC, WTW87NH1UC, WTG865H4UC



WAW285H1UC






NEW WAW285H1UC

24" White Cabinet With Silver/White Dial and Silver Door Ring

1,349 1,499

Available November



Model Number	Description	MAP	MSRP
800 Series			
24" Compact Washer			
<div> <div> Home Connect™ Features <ul style="list-style-type: none"> • App Allows You to Operate Washer from Anywhere in the Home • Easy Start Option for Your Wash Cycle • Energy Management Information </div> <div> Design: <ul style="list-style-type: none"> • White Cabinet With Chrome Illuminated Selection Dial and Chrome Door Ring • Premium Large Touch Control Display • Large 2.2 cu.ft. Capacity, Wash Up to 17.6 lbs Or 18 Bath Towels • Interior LED Drum Light </div> </div>			
<div> <ul style="list-style-type: none"> • Clear Glass Window With Bosch Magneto • Matching Dryer WTG865H3UC, (in November) WTG865H4UC </div>			
<div> Quality: <ul style="list-style-type: none"> • AquaStop® Plus Leak Protection System </div>			
<div> Silence Level: <ul style="list-style-type: none"> • Washing/Spinning 50/71 dBA </div>			
<div> 14 Individually-Tailored Washing Programs <ul style="list-style-type: none"> • Cotton, Permanent Press, Permanent Press Heavy Soil, Whitest Whites, Sanitize, Super Quick 15 min., Quick Wash 30 min., Bulky/Large Items, </div>			
<div> <ul style="list-style-type: none"> • Delicates, Hand Wash/ Wool, Towels, Drum Clean, Spin/Drain, Rinse </div>			
<div> 10 Additional Options <ul style="list-style-type: none"> • SpeedPerfect™, Temperature, Finish In, Prewash, Spin Speed, Start/Pause, EcoPerfect™, Rinse Plus, Remote Start, Stains (Stains Program Treats Oil, Food Based, Red Wine and Grass Based Stains) • Plugs Into Wall Receptacle or Dryers, WTG86400UC, WTG86401UC Or WTG865H3UC See new dryers launching November 2020 (pages 5-4-5-6) </div>			
<div>  <p>WAW285H2UC</p>   </div>			
<u>WAW285H2UC</u>	24" White Cabinet With Chrome Illuminated Selection Dial and Chrome Door Ring	1,549	1,749



This price list supersedes all previous price lists. Prices listed herein do not include applicable state or local taxes.

Model Number	Description	MAP	MSRP
--------------	-------------	-----	------

All Bosch Dryers Include the Following Features:

- Large 4.0 cu.ft. Capacity
- Anti-Vibration Circular Side Walls
- Sensitive Drying System
- Start/Pause
- Child Lock
- Extra-Fine Lint Filter
- ActiveDry® System

Installation:

- Stackable, Side-by-Side, Under Counter Or Pedestal Option
- No Ducting Required
- Drain Pump and Hose Included
- Power Cord Included

300 Series

24" Compact Condensation Dryer

Design:

- White Cabinet With White Dial and White Door Ring Touch Control Display
- Galvalume Drum
- Dry Up to 15.4 lbs Or 16 Bath Towels
- Clear See-Through Window
- Matching Washer WAT28400UC

Quality:

- Energy Consumption 315 kWh/year

Silence Level:

- 67 dBA

15 Individually-Tailored Drying Programs

- Cotton Extra Dry, Cotton Dry (Regular), Permanent Press Extra Dry, Permanent Press Dry, Permanent Press Damp, Jeans, Quick Dry Auto, Air Fluff/No Heat, Time

Dry Variable, Quick 40, Delicates, Heavy Duty, Sanitize, Hand Wash/Wool, Towels

6 Options

- Dry Level, Time Dry, Finish In, Wrinkle Block, Low Heat, Signal
- Washers WAT28400UC, WAT28401UC, WAW285H2UC, Can Be Plugged Into Dryer



WTG86400UC

WTG86400UC

**24" Ventless Condensation Drying System
White With White Dial and White Door Ring**

1,099 1,249

Discontinued Q4

24" Compact Condensation Dryer

Design:

- White Cabinet With White Dial and White Door Ring Touch Control Display
- Galvalume Drum
- Dry Up to 15.4 lbs Or 16 Bath Towels
- Clear See-Through Window
- Matching Washer WAT28400UC

Quality:

- ENERGY STAR® Certified
- Energy Consumption 315 kWh/year

Silence Level:

- 67 dBA

15 Individually-Tailored Drying Programs

- Cotton Extra Dry, Cotton Dry (Regular), Permanent Press Extra Dry, Permanent Press Dry, Permanent Press Damp, Jeans, Quick Dry Auto, Air Fluff/No Heat, Time Dry Variable, Quick 40, Delicates, Heavy Duty,

Sanitize, Hand Wash/Wool, Towels

6 Options

- Dry Level, Time Dry, Finish In, Wrinkle Block, Low Heat, Signal

New Dryer Plug In November 2020

- Plug type: 240V; NEMA 6-15 (3- prong)
- Dryer Is Supplied With A Power Adaptor To Fit Into A Standard 4-prong 30A Dryer Receptacle (NEMA 14-30R) And Powers Both Bosch Washer And Dryer



WTG86403UC



NEW WTG86403UC

**24" Ventless Condensation Drying System
White With White Dial and White Door Ring**

1,099 1,249

Available November



This price list supersedes all previous price lists. Prices listed herein do not include applicable state or local taxes.

Model Number	Description	MAP	MSRP
--------------	-------------	-----	------

500 Series

24" Compact Condensation Dryer

Design:

- White Cabinet With Silver/White Dial and Silver Door Ring
- Touch Control Display
- Reversible Door (No Additional Parts Required)
- Stainless Steel Structured Drum
- Dry Up to 17.6 lbs Or 18 Bath Towels
- Clear Glass Window With Bosch Magneto
- Matching Washer

WAT28401UC

Quality:

- ENERGY STAR® Certified
- Energy Consumption 311 kWh/year

Silence Level:

- 65 dBA

15 Individually-Tailored

Drying Programs

- Cotton Extra Dry, Cotton Dry (Regular), Permanent Press Extra Dry, Permanent Press Dry, Permanent Press

Damp, Jeans, Quick Dry Auto, Air Fluff/No Heat, Time Dry Variable, Quick 40, Delicates, Sanitize, Hand Wash/Wool, Towels, Bulky/Large Items

6 Options

- Dry Level, Time Dry, Finish In, Wrinkle Block, Low Heat, Signal
- Washers WAT28400UC, WAT28401UC, WAW285H2UC, Can Be Plugged Into Dryer



WTG86401UC



WTG86401UC

24" Ventless Condensation Drying System With Silver/White Dial and Silver Door Ring

1,249 1,399

Discontinued Q4

24" Compact Heat Pump Dryer with Self-Cleaning Condenser

Home Connect™ Features...

- App Allows You to Operate Dryer from Anywhere in the Home
- Easy Start Option for Your Dry Cycle
- Energy Management Information

Design:

- White Cabinet With Silver/White Dial and Silver Door Ring
- Touch Control Display
- Reversible Door (No Additional Parts Required)
- Stainless Steel Structured Drum
- Dry Up to 17.6 lbs Or 18 Bath Towels
- Clear Glass Window With Bosch Magneto

- Matching Washer WAW285H1UC

Quality:

- ENERGY STAR® Most Efficient
- Energy Consumption 123 kWh/year
- Self Cleaning Condenser
- Dual-layer Lint Filtration System

Silence Level:

- 65 dBA

14 Individually-Tailored

Drying Programs

- Cotton, Permanent Press, Mix, Jeans, Quick Dry Auto, Air Fluff, Time Dry, Quick 40, Anti Shrink, Outdoor/Sport, Delicates, Sanitize, HandWash/Wool, Bulky/Large Items

9 Options

- Dryness Level, Time Dry, Finish in, Wrinkle Block, Low Heat, Remote Start, Start/Pause, Level Adjust, End Signal
- Washers WAT28400UC, WAW285H1UC, WAW285H2UC, Can Be Plugged Into Dryer Adapter

New Dryer Plug In

November 2020

- Plug type: 240V; NEMA 6-15 (3-prong)
- Dryer Is Supplied With A Power Adaptor To Fit Into A Standard 4-prong 30A Dryer Receptacle (NEMA 14-30R) And Powers Both Bosch Washer And Dryer



WTW87NH1UC



NEW WTW87NH1UC

24" Ventless Heat Pump Dryer with Self-Cleaning Condenser With Silver/White Dial and Silver Door Ring

1,399 1,549

Available November



This price list supersedes all previous price lists. Prices listed herein do not include applicable state or local taxes.

Model Number	Description	MAP	MSRP
--------------	-------------	-----	------

800 Series

24" Compact Condensation Dryer

Home Connect™ Features...

- App Allows You to Operate Dryer from Anywhere in the Home
- Easy Start Option for Your Dry Cycle
- Energy Management Information
- ENERGY STAR® Certified

Design:

- White Cabinet With Chrome Illuminated Selection Dial and Chrome Door Ring
- Premium Large Touch Control Display

- Reversible Door (No Additional Parts Required)
- Stainless Steel Structured Drum
- Dry Up to 17.6 lbs Or 18 Bath Towels
- Interior LED Drum Light
- Clear Glass Window With Bosch Magneto
- Matching Washer WAW285H2UC

Quality:

- ENERGY STAR® Certified
- Energy Consumption 311 kWh/year

Silence Level:

- 63 dBA

14 Individually-Tailored Drying Programs

- SuperQuick 15, Cotton, Permanent Press, Jeans, Quick Dry Auto, Air Fluff, Time Dry, Quick 40, Anti Shrink, Delicates, Sanitize, Hand Wash/Wool, Towels, Bulky Large Items

9 Options

- Dryness Level, Time Dry, Finish in, Wrinkle Block, Low Heat, Remote Start, Start/Pause, Level Adjust, End Signalk
- Washers WAT28400UC, WAT28401UC, WAW285H2UC, Can Be Plugged Into Dryer



WTG865H3UC



WTG865H3UC

24" Ventless Condensation Drying System

1,549 1,749

Chrome Illuminated Selection Dial and Chrome Door Ring

Discontinued Q4

24" Compact Condensation Dryer

Home Connect™ Features

- App Allows You to Operate Dryer from Anywhere in the Home
- Easy Start Option for Your Dry Cycle
- Energy Management Information

Design:

- White Cabinet With Chrome Illuminated Selection Dial and Chrome Door Ring
- Premium Large Touch Control Display
- Interior LED Drum Light
- Reversible Door (No Additional Parts Required)
- Stainless Steel Structured Drum

- Dry Up to 17.6 lbs Or 18 Bath Towels
- Clear Glass Window With Bosch Magneto
- Matching Washer WAW285H2UC

Quality:

- ENERGY STAR® Certified
- Energy Consumption 315 kWh/year

Silence Level:

- 63 dBA

14 Individually-Tailored Drying Programs

- SuperQuick 15, Cotton, Permanent Press, Jeans, Quick Dry Auto, Air Fluff, Time Dry, Quick 40, Anti Shrink, Delicates, Sanitize, Hand Wash/Wool, Towels, Bulky Large Items

9 Options

- Dryness Level, Time Dry, Finish in, Wrinkle Block, Low Heat, Remote Start, Start/Pause, Level Adjust, End Signal
- Washers WAT28400UC, WAW285H1UC, WAW285H2UC, Can Be Plugged Into Dryer Adaptor

New Dryer Plug In November 2020

- Plug type: 240V; NEMA 6-15 (3- prong)
- Dryer Is Supplied With A Power Adaptor To Fit Into A Standard 4-prong 30A Dryer Receptacle (NEMA 14-30R) And Powers Both Bosch Washer And Dryer



WTG865H4UC



NEW WTG865H4UC

24" Ventless Condensation Drying System

1,549 1,749

Chrome Illuminated Selection Dial and Chrome Door Ring

Available November



This price list supersedes all previous price lists. Prices listed herein do not include applicable state or local taxes.

Model
Number

Description

Accessories for Laundry					Washers				Dryers					
					WAT28400UC	WAT28401UC	WAW285H1UC	WAW285H2UC	WTG86400UC	WTG86401UC	WTG86403UC	WTG865H3UC	WTG865H4UC	WTW87NH1UC
	Model Number	Description	MAP	MSRP										
	WMZ20600	Drying Rack for Wool Items, Shoes, Etc. for Bosch 24" Dryers	79	89					•	•	•	•	•	•
	NEW WMZPW20W Available Q1 2021	Pedestal With Drawer for 24" Washer	299	329	•	•	•	•						
	NEW WTZPW20D Available Q1 2021	Pedestal With Drawer for 24" Dryer	299	329					•	•	•	•	•	•
	WTZ11400UC	Stacking Kit With Pull Out Tray	149	169	•	•	•	•	•	•	•	•	•	•
	WTZ20410UC	Stacking Kit Without Pull Out Tray	49	59	•	•	•	•	•	•	•	•	•	•
	NEW WTZPA20UC Available Q4	Dryer Power Adapter ¹ 240V; NEMA 14-30R to 6-15R	69	79							•		•	•

¹ Adaptor only works with new dryers launching November 2020



This price list supersedes all previous price lists. Prices listed herein do not include applicable state or local taxes.

Model Number	Description	MAP	MSRP
--------------	-------------	-----	------

Built-in Coffee Machine

24" Built-in Coffee Machine

- Home Connect™ App Allows You to Prepare Coffee from Anywhere in the Home
- Within Minutes Prepare Espressos, Cappuccinos, Lattes, Macchiato and More
- MyFavorites Stores Up to 8 of Your Favorite Coffee Preferences
- Large TFT Color Touch Screen Interface
- Automatic System for Cleaning, Milk Steam Rinsing and Descaling
- AromaPro Provides Constant Pressure for an Enhanced Coffee Experience
- Grinding Settings for Dark Or Light Coffee
- CoffeeSensor Measures the Ground Coffee After Each Grinding Cycle
- OneTouch DoubleCup Dispenses Two Beverages At the Same Time
- Integrated Built-in Sensors Will Alert You When Coffee, Water Level Is Low
- AromaDouble Shot Prepares Extra-Strong Coffee With Less Bitterness
- Individual Cup Volume Allows You to Adjust Your Coffee Cup Size
- 1 lb. Bean Container
- 10-Cup Water Reservoir
- Stainless Steel 17 oz. Milk Container
- Built-In Drip Tray
- Soft-Closing Door
- 120 V



BCM8450UC



BCM8450UC

Bosch Built-In Coffee Machine

3,299 3,649

Accessories for Coffee Machine

				BCM8450UC
	<u>HEZCMT3050</u>	30" SS Trim Kit	399 439	•

For coffee accessories, please see the Cleaners & Accessories Price List in the Sales SharePoint.

FREESTANDING RANGES

This price list supersedes all previous price lists. Prices listed herein do not include applicable state or local taxes.

Model Number	Description	MAP	MSRP
--------------	-------------	-----	------

All Bosch Industrial-Style Ranges Include the Following Features:

- Powerful 18,000 BTU dual flame burner
- Continuous grate design
- Catalytic clean cavity
- Dishwasher safe grates
- Heavy metal knobs
- Kitchen timer
- One halogen light
- LP conversion kit

800 Series

30" Industrial-Style Gas Range

- 5-burners
- Oven capacity at 3.7 cu. ft.
- 3 cooking modes
- 2 standard racks
- 17,000 BTU Bake burner
- 11,500 BU Broil burner
- Electrical supply: 15 A, 120 V

LR: 10,000 BTU (NG)		RR: 5,000 BTU (NG)
LF: 5,000 BTU (NG)	C: 18,000 BTU (NG)	RF: 10,000 BTU (NG)

NEW HGS8055UC	Stainless Steel	3,399	3,749
NEW HGS8045UC	Black Stainless Steel	3,599	3,999



HGS8055UC



HGS8045UC

36" Industrial-Style Gas Range

- 6-burners adding more flexibility to your cooking
- Oven capacity at 3.5 cu. ft.
- 3 cooking modes
- 1 Telescopic rail with rack
- 1 Standard rack
- 17,000 BTU Bake burner
- 14,000 BU Broil burner
- Electrical supply: 15 A, 120 V

LR: 5,000 BTU (NG)	CR: 10,000 BTU (NG)	RR: 10,000 BTU (NG)
LF: 18,000 BTU (NG)	CF: 10,000 BTU (NG)	RF: 10,000 BTU (NG)

NEW HGS8655UC	Stainless Steel	4,199	4,649
NEW HGS8645UC	Black Stainless Steel	4,599	5,099



HGS8655UC



HGS8645UC

FREESTANDING RANGES

This price list supersedes all previous price lists. Prices listed herein do not include applicable state or local taxes.

Model Number	Description	MAP	MSRP
--------------	-------------	-----	------

800 Series

30" Industrial-Style Dual Fuel Range

- 5-burners
- Genuine European Convection
- Oven capacity at 3.9 cu. ft.
- 8 Cooking modes
- Sabbath mode
- 2 standard racks
- Temperature probe
- 1,700 W Bake element
- 2,900 W Broil element
- 2,700 W Convection element
- Electrical supply: 20 A, 240 V/208 V



HDS8055U



HDS8045U

LR: 10,000 BTU (NG)		RR: 5,000 BTU (NG)
LF: 5,000 BTU (NG)	CR: 18,000 BTU (NG)	RF: 10,000 BTU (NG)

NEW HDS8055U	Stainless Steel	3,799	4,199
NEW HDS8045U	Black Stainless Steel	4,099	4,549

36" Industrial-Style Dual Fuel Range

- 6-burners adding more flexibility to your cooking
- Genuine European Convection
- Oven capacity at 3.7 cu. ft.
- 8 Cooking modes
- Sabbath mode
- 1 Telescopic rail with rack
- 1 Standard rack
- Temperature probe
- 1,700 W Bake element
- 2,900 W Broil element
- 2,500 W Convection element
- Electrical supply: 20 A, 240 V/208 V



HDS8655U



HDS8645U

LR: 5,000 BTU (NG)	CR: 10,000 BTU (NG)	RR: 10,000 BTU (NG)
LF: 18,000 BTU (NG)	CF: 10,000 BTU (NG)	RF: 10,000 BTU (NG)

NEW HDS8655U	Stainless Steel	4,699	5,199
NEW HDS8645U	Black Stainless Steel	4,999	5,499

Available Q3

SLIDE-IN RANGES

This price list supersedes all previous price lists. Prices listed herein do not include applicable state or local taxes.

Model Number	Description	MAP	MSRP
--------------	-------------	-----	------

All Bosch Slide-In Ranges Include the Following Features:

- The Bosch Slide-in Range Fits in Any Freestanding Range Cutout
- 400 W Warming Drawer
- Touch Control for Easier Operation of the Oven
- Temperature Conversion for Convection Cooking
- 2–4 hr Time-Adjustable Self Clean
- Extra Large Door Window
- Star-K Certified 100°–450°F
- Rear Vent Trim Included

800 Series

30" Electric Slide-in Range

- 2,000 W Convection Ring Element
- Genuine European Convection
- Heavy-Duty Metal Knobs
- 11 Specialized Cooking Modes
- Fast Preheat™
- Kitchen Timer
- Large Oven Capacity At 4.6 cu.ft.
- Recessed 8-Pass 3,800 W Broil Element
- Powerful 2,400 W 4-Pass Bake Element
- Electrical Supply: 40 A

LR: 6" @
1,200 W

LF: 9"/6" @
3,000 W/1,400 W

C: 6" @
100 W Warming Element

RR: 6" @
1,200 W

RF: 9.5" @
3,200 W



HEI8056U



HEI8046U

[HEI8056U](#)

Stainless Steel

2,199 2,449

[HEI8046U](#)

Black Stainless Steel

2,299 2,549

30" Gas Slide-in Range

- Powerful 18,000 BTU Center Burner
- Heavy-Duty Metal Knobs
- Low-Profile Continuous Grate Design
- Stainless Steel Maintop
- 9 Specialized Cooking Modes
- Standard Convection
- 5 Burners Add Flexibility to Your Cooking
- Kitchen Timer
- Large Oven Capacity At 4.8 cu.ft.
- 18,000 BTU Bake Burner
- 12,500 BTU Broil Burner
- LP Conversion Kit Included
- Electrical Supply: 15 A

LR: 5,000 BTU (NG)

LF: 10,000 BTU (NG)

C: 18,000 BTU (NG)

RR: 5,000 BTU (NG)

RF: 15,000 BTU (NG)



HGI8056UC



HGI8046UC

[HGI8056UC](#)

Stainless Steel

2,299 2,549

[HGI8046UC](#)

Black Stainless Steel

2,399 2,649

SLIDE-IN RANGES

This price list supersedes all previous price lists. Prices listed herein do not include applicable state or local taxes.

Model Number	Description	MAP	MSRP
--------------	-------------	-----	------

800 Series

30" Dual Fuel Slide-in Range

- Powerful 18,000 BTU Center Burner
- Heavy-Duty Metal Knobs
- Low-Profile Continuous Grate Design
- Stainless Steel Maintop
- 11 Specialized Cooking Modes
- 2,000 W Convection Ring Element
- Genuine European Convection
- Temperature Probe
- Fast Preheat™
- 5 Burners Add Flexibility to Your Cooking
- Two Oven Lights
- Kitchen Timer
- Large Oven Capacity At 4.6 cu.ft.
- Recessed 8-Pass 3,800 W Broil Element
- Powerful 2,400 W 4-Pass Bake Element
- LP Conversion Kit Included
- Electrical Supply: 30 A



HDI8056U

LR: 5,000 BTU (NG)		RR: 5,000 BTU (NG)
LF: 10,000 BTU (NG)	C: 18,000 BTU (NG)	RF: 15,000 BTU (NG)

HDI8056U

Stainless Steel

2,699 2,999

30" Induction Slide-in Range

- 17 Heat Levels
- A 11" Heating Element Offers 3,700 W of Power
- Easier to Clean and More Efficient
- SpeedBoost®
- Each Element Has an Independent Countdown Timer
- ChildLock
- SafeStart
- 11 Specialized Cooking Modes
- 2,000 W Convection Ring Element
- Genuine European Convection
- Temperature Probe
- Fast Preheat™
- One Oven Light
- Large Oven Capacity At 4.6 cu.ft.
- Recessed 8-Pass 3,800 W Broil Element
- Powerful 2,400 W 4-Pass Bake Element
- Electrical Supply: 40 A



HII8056U

LR: 9" @ 2,200 W/3,700 W (SpeedBoost®)	RR: 11" @ 2,600 W/3,700 W (SpeedBoost®)
LF: 6" @ 1,400 W/2,200 W (SpeedBoost®)	RF: 6" @ 1,400 W/2,200 W (SpeedBoost®)

HII8056U

Stainless Steel

3,399 3,749

HII8046U

Black Stainless Steel

3,499 3,849

HII8046U



SLIDE-IN RANGES

This price list supersedes all previous price lists. Prices listed herein do not include applicable state or local taxes.

Model Number	Description	MAP	MSRP
--------------	-------------	-----	------

All Bosch Benchmark Slide-In Ranges Include the Following Features:

- The Bosch Slide-in Range Fits in Any Freestanding Range Cutout
- QuietClose® Door
- A Full-Extension Telescopic Rack
- 400 W Warming Drawer
- Touch Control for Easier Operation of the Oven
- Temperature Conversion for Convection Cooking
- 2–4 hr Time-Adjustable Self Clean
- Temperature Probe
- Two Oven Lights
- Kitchen Timer
- Extra Large Door Window
- Star-K Certified 100°–450° F
- Rear Vent Trim Included

Benchmark Series

30" Electric Slide-in Range

- Cook With 6", 9" Or 12" Elements
- Heavy-Duty Metal Knobs
- 11 Specialized Cooking Modes
- 2,000 W Convection Ring
- Element
- Genuine European Convection
- Fast Preheat™
- Large Oven Capacity At 4.6 cu.ft.
- Recessed 8-Pass 3,800 W Broil Element
- Powerful 2,400 W 4-Pass Bake Element
- Electrical Supply: 40 A



HEIP056U

LR: 6" @ 1,200 W	C: 6" @ 100 W Warming Element	RR: 6" @ 1,200 W
LF: 6"/9"/12" @ 1,050 W/1,950 W/3,000 W		RF: 9.5" @ 3,200 W

HEIP056U

30" Electric Slide-in Range

2,799 3,099

30" Gas Slide-in Range

- Powerful 20K BTU Center Dual-Stacked Burner Designed for Faster Boiling and Low Simmer
- Heavy-Duty Metal Knobs
- Low-Profile Continuous Grate Design
- Stainless Steel Maintop
- 9 Specialized Cooking Modes
- Standard Convection
- 5 Burners Add Flexibility to Your Cooking
- Large Oven Capacity At 4.8 cu.ft.
- 18,000 BTU Bake Burner
- 12,500 BTU Broil Burner
- LP Conversion Kit Included
- Electrical Supply: 15 A



HGIP056UC

LR: 5,000 BTU (NG)	C: 20,000 BTU (NG) Dual-Stacked	RR: 5,000 BTU (NG)
LF: 10,000 BTU (NG)		RF: 15,000 BTU (NG)

HGIP056UC

30" Gas Slide-in Range

2,899 3,199

This price list supersedes all previous price lists. Prices listed herein do not include applicable state or local taxes.

Model Number	Description	MAP	MSRP
--------------	-------------	-----	------

Benchmark Series

30" Dual Fuel Slide-in Range

- Powerful 20K BTU Center Dual-Stacked Burner Designed for Faster Boiling and Low Simmer
- Heavy-Duty Metal Knobs
- Low-Profile Continuous Grate Design
- Stainless Steel Maintop
- 11 Specialized Cooking

Modes

- **2,000 W Convection Ring Element**
- Genuine European Convection
- Fast Preheat™
- 5 Burners Add Flexibility to Your Cooking

- Large Oven Capacity At 4.6 cu.ft.
- Recessed 8-Pass 3,800 W Broil Element
- Powerful 2,400 W 4-Pass Bake Element
- LP Conversion Kit Included
- Electrical Supply: 30 A



HDIP056U

LR: 5,000 BTU (NG)	C: 20,000 BTU (NG) Dual-Stacked	RR: 5,000 BTU (NG)
LF: 10,000 BTU (NG)		RF: 15,000 BTU (NG)

HDIP056U**30" Dual-Fuel Slide-in Range****2,999 3,299**

30" Induction Slide-in Range

- FlexInduction® Cooktop Can Combine Two Cooking Zones Into One Continuous Surface
- PowerMove™
- 17 Heat Levels
- A 11" Heating Element Offers 3,700 W of Power
- Faster Than Gas Or Electric
- Easier to Clean and More Efficient
- SpeedBoost®

- PotSense
- Each Element Has an Independent Countdown Timer
- PreciseSelect®
- ChildLock
- SafeStart
- 2,000 W Convection Ring Element
- Genuine European Convection

- Fast Preheat™
- Star-K Certified 100°–450° F
- Large Oven Capacity At 4.6 cu.ft
- Recessed 8-Pass 3,800 W Broil Element
- Powerful 2,400 W 4-Pass Bake Element
- Electrical Supply: 40 A



HIIP056U

LR : 8" x 9" @ 2,200 W/3,600 W (SpeedBoost®)	RR: 11" @ 2,600 W/3,700 W (SpeedBoost®)	Full Zone: 16" x 9" @ 3,300 W/3,600 W (SpeedBoost®)
LF: 8" x 9" @ 2,200 W/3,600 W (SpeedBoost®)	RF: 6" @ 1,400 W/2,200 W (SpeedBoost®)	

HIIP056U**30" Induction Slide-in Range****3,799 4,199**

ACCESSORIES

This price list supersedes all previous price lists. Prices listed herein do not include applicable state or local taxes.

Model Number	Description	MAP	MSRP		
Accessories for Industrial Style Ranges				Gas	Dual Fuel
	NEW HEZ9GR41UC Griddle for Industrial Style Range	179	199	.	.
	NEW HEZ9GW23UC Wok Ring for Industrial Style Range	69	79	.	.
	NEW HEZ9YZ30UC 9" Low Backguard for 30" Industrial Style Range, Stainless Steel	179	199	.	.
	NEW HEZ9YZ36UC 9" Low Backguard for 36" Industrial Style Range, Stainless Steel	189	209	.	.
	NEW HEZ8YZ30UC 9" Low Backguard for 30" Industrial Style Range, Black Stainless Steel	229	259	.	.
	NEW HEZ8YZ36UC 9" Low Backguard for 36" Industrial Style Range, Black Stainless Steel	239	269	.	.
	NEW HEZ9ZZ30UC 3" Rear Vent Trim Extension for 30" Industrial Style Range, Stainless Steel	119	139	.	.
	NEW HEZ9ZZ36UC 3" Rear Vent Trim Extension for 36" Industrial Style Range, Stainless Steel	119	139	.	.
	NEW HEZ8ZZ30UC 3" Rear Vent Trim Extension for 30" Industrial Style Range, Black Stainless Steel	139	159	.	.
	NEW HEZ8ZZ36UC 3" Rear Vent Trim Extension for 36" Industrial Style Range, Black Stainless Steel	139	159	.	.
	NEW HEZ9YZ04UC Side Panel Extension Kit for Industrial Style Range, Stainless Steel Provides full side coverage extending to rear of range	89	99	.	.
	NEW HEZ8YZ04UC Side Panel Extension Kit for Industrial Style Range, Black Stainless Steel Provides full side coverage extending to rear of range	99	109	.	.

ACCESSORIES

This price list supersedes all previous price lists. Prices listed herein do not include applicable state or local taxes.














Model
Number

Description

MAP

MSRP

Accessories for Slide-in Ranges

					Electric	Gas	Dual Fuel	Induction
	HEZ298102	Wok Ring—Attaches to Grates	69	79		•		
	Stainless Steel Pan With Aluminum Core Optimized for Cooking With AutoChef® Element • Superior Heat Distribution				•	•	•	•
	HEZ390210	8" Pan for 6" Element	89	99				
	HEZ390220	9" Pan for 7" Element	99	109	•	•	•	•
	HEZ390230	10" Pan for 8" and 9" Elements	119	139	•	•	•	•
	HEZGR301	Griddle for on Top of Gas Grates	139	159		•		
	Teppanyaki Works on Electric and Induction Cooking Surfaces • Optimized for Cooking on Induction Cooktops				•			•
	HEZ390512	Teppanyaki	369	409				
	Non-Stick Induction Grill Non-Stick Cast Aluminum with a Thick Ferromagnetic Base • Ideal For Grilling Meats, Seafood and Vegetables							• ¹
	HEZ9GR37UC	17" x 9" Grill Pan	249	279				
	HEZTR301	Gliding Telescopic Rack	279	309	•	•		•
	HEZBS301	4" Low Back Accessory for Electric and Induction Slide-in Ranges	249	279	•			•
	HGZBS301	4" Low Back Accessory for Gas Slide-in Ranges	219	249		•		
	HDZBS301	4" Low Back Accessory for Dual-Fuel Slide-in Ranges	249	279			•	
	HDZIT301	Island Trim Accessory For Use in Dual-Fuel Range Island Applications	249	279			•	
	HGZIT301	Island Trim Accessory For Use in Gas Range Island Applications	219	249		•		

¹ FlexInduction® Models Only

OVER-THE-RANGE MICROWAVE OVENS

This price list supersedes all previous price lists. Prices listed herein do not include applicable state or local taxes.

Model Number	Description	MAP	MSRP
--------------	-------------	-----	------

All Bosch Over-the-Range Microwaves Include the Following Features:

- Design-Matched for Use in Combination With Bosch Range Or Cooktop
- Exclusive Stainless Steel Handle
- Easy to Read White LCD Display
- Easy to Use Touch Control
- Side-Hinged Door Allows Full Access to Microwave Cavity
- Installation for Recirculation Or Outside Venting
- Reheat Setting
- Potato Program
- Automatic Defrost
- Popcorn Program
- Timer With Cook Time and Automatic Shut Off Function
- Convenient Kitchen Timer
- Easily Adds 30 Seconds to Cooking Time
- 10 Microwave Power Levels
- Plugs Into Standard 110 V, 3-Prong Outlet

300 Series

30" Over-the-Range Microwave

- Stainless Steel Colored Vent Grid
- 1.6 cu.ft. Large Oven Capacity
- Large 13 1/2" Glass Turntable
- Three-Speed Vent With Up to 300 CFM Power
- Two Surface Lights for Bright Cooktop Illumination



HMV3053U

[HMV3053U](#)

Stainless Steel

449 499

500 Series

30" Over-the-Range Microwave

- Easy-Clean Stainless Steel Vent Cover
- 2.1 cu.ft. Large Oven Capacity
- Large 14 3/16" Glass Turntable
- 8 Sensor Programs
- Four-Speed Vent With Up to 385 CFM Power
- Two LED Lights for Bright Cooktop Illumination
- Double Microwave Distribution System



HMV5053U

[HMV5053U](#)

Stainless Steel

549 649

800 Series

30" Over-the-Range Convection Microwave

- Easy-Clean Stainless Steel Vent Cover
- 1.8 cu.ft. Large Oven Capacity
- Large 14 3/16" Glass Turntable
- 8 Sensor Programs
- Four-Speed Vent With Up to 385 CFM Power
- Two LED Lights for Bright Cooktop Illumination
- Convection Cooking
- Full Stainless Steel Cavity



HMV8044U

[HMV8044U](#)

Black Stainless Steel

799 899

[HMV8053U](#)

Stainless Steel




749 849



HMV8053U






BUILT-IN MICROWAVE OVENS

This price list supersedes all previous price lists. Prices listed herein do not include applicable state or local taxes.

Model Number	Description	MAP	MSRP
500 Series			
24" Speed Oven			
<ul style="list-style-type: none"> • Cooks Faster Than a Traditional Oven and Can Also Be Used As a Microwave • LCD Display and LED Light • 1.6 cu.ft. Overall Capacity • Nine SpeedChef® Cooking Cycles • Convection Broil and Convection Bake Modes • Seven Auto Sensor Microwave Cycles 		<ul style="list-style-type: none"> • 1,000 W Microwave • 1,750 W Broil Element • 600 W Bake Element • 1,700 W Convection Element • Electrical Connection – 120 V NEMA 5-20 3-Prong Plug • Electric Load – 20 A • Kitchen Timer and Panel Lock Setting • Stainless Steel Cooking Interior • Cut-Resistant Metal Turntable and Separate Ceramic Cooking Tray • Multi-Use Oven Rack • Wall Or Under Counter Approved Installation (Not Under a Cooktop) 	
		 HMC54151UC	
<u>HMC54151UC</u>	24" 120 V Speed Oven, Stainless Steel	1,699	1,899
27" and 30" Built-in Microwave Touch Control With Drop Down Door			
<ul style="list-style-type: none"> • LCD Display and LED Light • 1.6 cu.ft. Overall Capacity • 14 1/8" Glass Turntable 		<ul style="list-style-type: none"> • Microwave Power: 950 W • 10 Power Levels • Sensor Cooking • Sensor Reheat • No Trim Kit Required • Plugs Into a Standard 120 V, 3-Prong Outlet 	
		 HMB57152UC	
<u>HMB57152UC</u>	27" Microwave, Stainless Steel	1,249	1,399
<u>HMB50152UC</u>	30" Microwave, Stainless Steel	1,249	1,399
<u>HMB50162UC</u>	30" Microwave, Black	1,249	1,399
		 HMB50152UC	

BUILT-IN MICROWAVE OVENS

This price list supersedes all previous price lists. Prices listed herein do not include applicable state or local taxes.

Model Number	Description	MAP	MSRP	
				800 Series
27" and 30" Speed Ovens				
<ul style="list-style-type: none"> • Cooks Faster Than a Traditional Oven and Can Also Be Used As a Microwave • LCD Display and LED Light • 1.6 cu.ft. Overall Capacity • Nine SpeedChef® Cooking Cycles • Convection Broil and Convection Bake Modes • Seven Auto Sensor Microwave Cycles 		<ul style="list-style-type: none"> • 1,000 W Microwave • 1,750 W Broil Element • 600 W Bake Element • 1,700 W Convection Element • Electrical Connection – 120 V NEMA 5-20 3-Prong Plug for HMC80152UC and HMC87152UC; 240 V Direct Wire for HMC80252UC and HMC80242UC 		<ul style="list-style-type: none"> • Electric Load – 20 A • Kitchen Timer and Panel Lock Setting • Stainless Steel Cooking Interior • Cut-Resistant Metal Turntable and Separate Ceramic Cooking Tray • Multi-Use Oven Rack • Wall Or Under Counter Approved Installation
				
				HMC87152UC
				
				HMC80152UC
				
				HMC80242UC
<u>HMC87152UC</u>	27" 120 V Speed Oven, Stainless Steel	1,749	1,949	
<u>HMC80252UC</u>	30" 240 V Speed Oven, Stainless Steel	1,949	2,149	
<u>HMC80242UC</u>	30" 240 V Speed Oven, Black Stainless Steel	1,999	2,199	
<u>HMC80152UC</u>	30" 120 V Speed Oven, Stainless Steel	1,749	1,949	
24" and 30" Drawer Microwave Oven				
<ul style="list-style-type: none"> • Touch Control With White Display • 1.2 cu.ft. Overall Capacity 		<ul style="list-style-type: none"> • Microwave Power: 950 W • 10 Power Levels • Sensor Cooking 		<ul style="list-style-type: none"> • Door Opens and Closes Through Touch Control • Can Be Installed Flush
				
				HMD8451UC
				
				HMD8053UC

OVER-THE-RANGE MICROWAVE OVEN

This price list supersedes all previous price lists. Prices listed herein do not include applicable state or local taxes.

Model Number	Description	MAP	MSRP
Benchmark Series			
30" Over-the-Range Convection Microwave			
HMVP053U	<ul style="list-style-type: none"> • Design Matched for Use in Combination With Bosch Range Or Cooktop • Exclusive Stainless Steel Handle • Easy-Clean Stainless Steel Vent Cover • Easy to Read White LCD Display • 1.8 cu.ft. Large Oven Capacity • Large 14 3/16" Glass Turntable • Easy to Use Touch Control • Side-Hinged Door Allows 	<ul style="list-style-type: none"> • Full Access to Microwave Cavity • Installation for Recirculation Or Outside Venting • Reheat Setting • Potato Program • Automatic Defrost • Popcorn Program • Timer With Cook Time and Automatic Shut Off Function • Convenient Kitchen Timer • Easily Adds 30 Seconds to 	<ul style="list-style-type: none"> • Cooking Time • 10 Microwave Power Levels • 8 Sensor Programs • Four-Speed Vent With Up to 385 CFM Power • Two 30 W LED Lights for Bright Cooktop Illumination • Convection Cooking • Full Stainless Steel Cavity • Heavy-Duty Mesh Ventilation Filter • Triple Distribution System • Plugs Into Standard 110 V, 3-Prong Outlet
	Stainless Steel	799	899



HMVP053U

This price list supersedes all previous price lists. Prices listed herein do not include applicable state or local taxes.

Model Number	Description	MAP	MSRP
--------------	-------------	-----	------

All Bosch 500 Series 24" Built-In Ovens Include the Following Features:

- Oven Is Perfect for Kitchens With a Smaller Footprint
- Designed to Be Installed Flush With Your Cabinetry
- Genuine European Convection Ensures Even Cooking and Baking Results on Multiple Racks
- Halogen Light to Better Monitor Cooking Progress
- Kitchen Timer

500 Series

24" Single Wall Oven, European Convection

- Telescopic Extension Rail
- Knob Control
- 9 Oven Modes
- Custom Cooking Modes: Pie, Frozen Foods, Defrost, Warm, and Broil Plus
- The DualClean® System Uses the Cavity Coating and Heat to Burn Off Most Grease
- Timer With Cook Time and Delay Start Function
- Capacity At 2.8 cu.ft.
- 8-Pass Broil Element



HBE5453UC

HBE5453UC

24" Stainless Steel

1,899 2,099

24" Single Wall Oven, European Convection

- Home Connect™ Features. Remotely Monitor and Control the Wall Oven With Wi-Fi Connectivity
- 24" Touch Control Bosch Wall Oven With Full Color TFT Display
- 12 Oven Modes
- Designed With Black Glass Door and a Unique Ring Control
- Custom Cooking Modes: Convection Multi-Rack, Bake, Pizza, Roast, Proof, Convection Broil, Broil, Slow Cooking, Defrost, Plate Warming, Warming
- Sabbath Mode
- EcoClean® Coating Uses Heat to Burn Off Most Grease
- Three Standard Racks
- Capacity At 2.5 cu.ft.



HBE5452UC



HBE5452UC

24" Stainless Steel

2,099 2,349

BUILT-IN OVENS

This price list supersedes all previous price lists. Prices listed herein do not include applicable state or local taxes.

Model Number	Description	MAP	MSRP
All Bosch 500 Series 27" and 30" Built-In Ovens Include the Following Features:			
<ul style="list-style-type: none"> Heavy-Duty Metal Knobs for a Premium Look and Feel Compatible With Most Existing Cut-Outs Designed to Be Installed Flush With Your Cabinetry 2, 3, and 4-Hour Self-Clean Cycles One Oven Light Kitchen Timer Extra Large Door Window for Easy Monitoring of Cooking Process Star-K Certified 100°–450°F Large Capacity At 4.6 cu.ft. (3.9 cu. ft. for 27") Recessed 8-Pass Broil Element for Increased Capacity and Safety 			

500 Series

30" Single Wall Ovens, Thermal Cooking

- Thermal Cooking With Bake, Broil, Roast, and Warm
- 6 Oven Modes

HBL5351UC

30" Stainless Steel

1,899 2,099



HBL5351UC

27" and 30" Single Wall Oven, European Convection

- Genuine European Convection
- 14 Oven Modes
- Custom Cooking Modes: Pizza, Pie, Warm and Proof
- Temperature Conversion for Convection Cooking

HBN5451UC

27" Stainless Steel

2,199 2,449



HBN5451UC

HBL5451UC

30" Stainless Steel

2,199 2,449

30" Double Wall Oven, Thermal Cooking

- Thermal Cooking With Bake, Broil, Roast and Warm in Both Cavities

HBL5551UC

30" Stainless Steel

2,899 3,199



HBL5551UC

BUILT-IN OVENS

This price list supersedes all previous price lists. Prices listed herein do not include applicable state or local taxes.

Model Number	Description	MAP	MSRP
--------------	-------------	-----	------

500 Series

27" and 30" Double Wall Oven, European Convection (Upper Cavity)

- Genuine European Convection in Upper Oven
- 14 Upper Oven Modes
- Custom Cooking Modes
Upper Oven: Pizza, Pie, Warm and Proof
- Thermal Cooking With Bake, Broil, Roast and Warm in Lower Oven
- Temperature Conversion for Convection Cooking in Upper Oven

HBN5651UC **27" Stainless Steel** **3,199** **3,549**

HBL5651UC **30" Stainless Steel** **3,199** **3,549**



HBL5651UC

30" Microwave Combination Oven

- Combination Oven Featuring a Microwave and Wall Oven With Stainless Steel Knobs
- 1.6 cu.ft. Capacity Microwave With Drop Down Door and LCD Display
- Genuine European Convection in Lower Oven

HBL57M52UC **30" Stainless Steel** **3,499** **3,849**



HBL57M52UC

BUILT-IN OVENS

This price list supersedes all previous price lists. Prices listed herein do not include applicable state or local taxes.

Model Number	Description	MAP	MSRP
All Bosch 800 Series 27" and 30" Built-In Ovens Include the Following Features:			
<ul style="list-style-type: none"> • QuietClose® Door • A Full-Extension Telescopic Rack • Designed to Be Installed Flush With Your Cabinetry • Compatible With Most Existing Cut-Outs • 15 Oven Modes • Custom Cooking Modes: Pizza, Pie, Warm and Proof 	<ul style="list-style-type: none"> • Genuine European Convection • Temperature Conversion for Convection Cooking • Touch Control With SteelTouch™ Buttons Makes Operating the Oven Easier • Temperature Probe Takes Guesswork Out of Cooking • Fast Preheat™ Reduces Preheat Time • 2, 3, and 4-Hour Self-Clean Cycles 	<ul style="list-style-type: none"> • Two Oven Lights • Timer With Cook Time and Delay Start Function • Extra Large Door Window for Easy Monitoring of Cooking Process • Star-K Certified 100°–450°F • Large Capacity At 4.6 cu.ft. (3.9 cu.ft. for 27") • Recessed 8-Pass Broil Element for Increased Capacity and Safety 	

800 Series

27" Single Wall Oven

<u>HBN8451UC</u>	27" Stainless Steel	2,499	2,749
----------------------------------	---------------------	-------	-------



HBN8451UC

30" Single Wall Ovens

- Home Connect™ Features. Remotely Monitor and Control the Wall Oven With Wi-Fi Connectivity

<u>HBL8453UC</u>	30", Single Wall Oven, Stainless Steel	2,649	2,949
<u>HBL8463UC</u>	30", Single Wall Oven, Black	2,649	2,949
<u>HBL8443UC</u>	30", Single Wall Oven, Black Stainless Steel	2,849	3,149



HBL8453UC



HBL8463UC



HBL8443UC



This price list supersedes all previous price lists. Prices listed herein do not include applicable state or local taxes.

Model Number	Description	MAP	MSRP
--------------	-------------	-----	------

800 Series

27" and 30" Double Wall Oven

- 15 Upper Oven Modes
- 6 Lower Oven Modes
- Genuine European Convection in Upper Oven
- Thermal Cooking With Bake, Broil, Roast and Warm in Lower Oven



HBL8651UC



HBL8661UC



HBL8642UC

<u>HBN8651UC</u>	27" Stainless Steel	3,599	3,999
<u>HBL8651UC</u>	30" Stainless Steel	3,599	3,999
<u>HBL8661UC</u>	30" Black	3,499	3,849
<u>HBL8642UC</u>	30" Black Stainless Steel	3,799	4,199

30" Speed Combination Oven

- Home Connect™ Features. Remotely Monitor and Control the Lower Wall Oven With Wi-Fi Connectivity
- Combination Oven Featuring a Speed Oven and Wall Oven With Touch Control
- Speed Oven Cooks Faster Than a Traditional Oven
- Speed Oven: For Additional Details Please Review SKU HMC80252UC (See Page 6-7)
- 15 Lower Oven Modes



HBL8753UC



HBL8743UC

<u>HBL8753UC</u>	30", Combo, Stainless Steel,	4,599	5,099
<u>HBL8743UC</u>	30", Combo, Black Stainless Steel,	4,999	5,499

This price list supersedes all previous price lists. Prices listed herein do not include applicable state or local taxes.

Model Number	Description	MAP	MSRP
--------------	-------------	-----	------

800 Series

30" Microwave Combination Oven

- Home Connect™ Features. Remotely Monitor and Control the Lower Wall Oven With Wi-Fi Connectivity
- Combination Oven Featuring a Microwave and Wall Oven With Touch Control
- 1.6 cu.ft. Capacity Microwave With Drop Down Door and LCD Display
- 15 Lower Oven Modes

HBL87M53UC

30", Stainless Steel

3,999 4,399





HBL87M53UC



BUILT-IN WARMING DRAWERS

This price list supersedes all previous price lists. Prices listed herein do not include applicable state or local taxes.

Model Number	Description	MAP	MSRP
500 Series			
27" and 30" Warming Drawers			
<ul style="list-style-type: none"> Keeps Meals Hot and Is Designed to Match the Perfectly Flush Fit of a Bosch Wall, Speed Or Steam Oven 3 Settings to Keep Meals Hot and Ready to Serve Installs Vertically Under Bosch Speed, Steam Or Wall Oven 		<ul style="list-style-type: none"> Matches Bosch Built-in Products Install Either Flush Or Proud 450 W Heating Element Concealed Below Drawer Special Dough Proofing Mode Sturdy Ball Bearing Telescopic Rails for Smooth Opening 	
		<ul style="list-style-type: none"> Star-K Certified 1 Hour Automatic Shut Off Function With Adjustable Timer 2.2 cu.ft. Large Cavity (1.9 cu.ft. for 27") Lower Side Walls Allow Easy Loading and Unloading of Drawer 	
		 HWD5051UC	
<u>HWD5051UC</u>	30" Stainless Steel	1,199	1,349
<u>HWD5751UC</u>	27" Stainless Steel	1,149	1,299
30" Storage Drawer			
<ul style="list-style-type: none"> Designed to Match the Perfectly Flush Fit of a Bosch Wall, Speed Or Steam Oven 		<ul style="list-style-type: none"> Fits 30" Racks, the Temperature Probe and Other Cooking Relevant Utensils A Silicone Mat Protects the Bottom of Drawer 2.4 cu.ft. Large Cavity 	
		 HSD5051UC	
<u>HSD5051UC</u>	30" Stainless Steel	649	749

This price list supersedes all previous price lists. Prices listed herein do not include applicable state or local taxes.

Model Number	Description	MAP	MSRP
All Bosch Benchmark Series Built-In Ovens Include the Following Features:			
<ul style="list-style-type: none"> • QuietClose® Door Dampened Hinges Softly and Quietly Guide the QuietClose® Door Shut • The Color TFT Control Panel With SteelTouch™ Buttons Is Easy to Use • A Full-Extension Telescopic Rack Offers Safe Access to the Oven Cavity • Designed to Be Installed Flush With Your Cabinetry • Compatible With Most Existing Cut-Outs • 14 Specialized Cooking Modes – Gourmet Cooking Made Easy • Custom Cooking Programs: No-Preheat Frozen Food Mode, Pizza, Pie, Warm and Proof • Genuine European Convection • Temperature Conversion for Convection Cooking • Fast Preheat™ Reduces Preheat Time • 2, 3, and 4-Hour Self-Clean Cycles • EcoChef Mode – Remaining Heat in Cavity Finishes Cooking Process • AutoProbe Takes the Guesswork Out of Cooking • Two Halogen Lights Provide Superior Cavity Illumination • Timer With Cook Time and Delay Start Function • Extra Large Door Window for Easy Monitoring of Cooking Process • Star-K Certified 100°–450°F • Two Separate Time Intervals Can Be Programmed • Large Capacity At 4.6 cu.ft. • Recessed 8-Pass Broil Element for Increased Capacity and Safety 			

Benchmark Series

30" Single Wall Oven SideOpening Door

- SideOpening Door Offers Better Ergonomic Access to the Oven Cavity

<u>HBLP451RUC</u>	30" Stainless Steel, Right SideOpening Door	3,199	3,549
<u>HBLP451LUC</u>	30" Stainless Steel, Left SideOpening Door	3,199	3,549
<u>HBLP451UC</u>	30" Stainless Steel	2,899	3,199



HBLP451RUC



HBLP451LUC



HBLP451UC

BUILT-IN COMBINATION OVENS/BUILT-IN SPEED OVEN

This price list supersedes all previous price lists. Prices listed herein do not include applicable state or local taxes.

Model Number	Description	MAP	MSRP
--------------	-------------	-----	------

Benchmark Series

30" Double Wall Oven SideOpening Door

- SideOpening Door Offers Better Ergonomic Access to the Oven Cavity
- AutoProbe in the Upper Oven Takes the Guesswork Out of Cooking



HBLP651RUC



HBLP651LUC



HBLP651UC

<u>HBLP651RUC</u>	30" Stainless Steel, Right SideOpening Door	4,899	5,399
<u>HBLP651LUC</u>	30" Stainless Steel, Left SideOpening Door	4,899	5,399
<u>HBLP651UC</u>	30" Stainless Steel	4,299	4,749

Benchmark Series

30" Steam Convection Oven

- The Only Steam Convection Oven in Its Class That Installs Flush, for a European Kitchen Design
- Steam Convection Cooking Cooks Crispy Outside, Tender Inside
- Steam Cooking Maintains Your Vegetables' Nutrients, Flavors and Color
- Designed to Fit Perfectly Above a Warming Drawer Or Storage Drawer
- The Color TFT Control Panel With SteelTouch™ Buttons Is Easy to Use
- Installs Horizontally for Perfect Alignment With Speed Or Steam Oven
- One Halogen Light
- Genuine European Convection
- Features Vegetable and Chicken Programs: Oven Automatically Sets Temperature and Humidity
- Perfect Reheating
- Timer With Cook Time and Delay Start Function
- 1 Rack, 2 Perforated and 2 Non-Perforated Pans Are Included
- Non-Plumbed for Easy Installation
- Steam Assist Clean
- 1.4 qt. Water Tank Can Be Used for an Entire Cooking Cycle
- Child Lock
- Large Capacity At 1.4 cu.ft.






HSLP451UC

<u>HSLP451UC</u>	30" Stainless Steel	3,399	3,749
----------------------------------	---------------------	-------	-------


BUILT-IN COMBINATION OVENS/BUILT-IN SPEED OVEN

This price list supersedes all previous price lists. Prices listed herein do not include applicable state or local taxes.

Model Number	Description	MAP	MSRP	
				Benchmark Series
30" Steam Convection Combination Oven <ul style="list-style-type: none">Combination Oven Featuring a Steam Convection OvenSteam Oven Cooks Meats, Vegetables, Rice, Fish to Perfection<i>Steam Convection Oven:</i> For Additional Details Please Review SKU HSLP451UC (page 12-2)				 HSLP751UC
HSLP751UC	30" Stainless Steel	6,199	6,849	
30" Speed Combination Oven With TFT Display <ul style="list-style-type: none">Combination Oven Featuring a Speed OvenSpeed Oven Cooks Faster Than a Traditional Oven<i>Speed Oven:</i> For Additional Details Please Review SKU HMCP0252UC (page 12-3)				 HBLP752UC
HBLP752UC	30" Stainless Steel	4,899	5,399	
				Benchmark Series
30" Speed Oven Touch Control With TFT Display <ul style="list-style-type: none">1.6 cu.ft. Overall CapacityNine SpeedChef® Cooking CyclesConvection Broil and Convection Bake ModesSeven Auto Sensor Microwave Cycles1,000 W Microwave600 W Bake Element1,750 W Broil Element1,700 W Convection ElementElectrical Connection: 240 V Direct WireElectric Load – 16 A • Kitchen Timer and Panel Lock SettingStainless Steel Cooking InteriorCut-Resistant Metal Turntable and Separate Ceramic Cooking TrayMulti-Use Oven RackWall Or Undercounter Approved InstallationInstalls in Horizontal Configuration Paired With 30" Bosch Single Wall Ovens/ Steam Oven and Warming/ Storage Drawers				 HMCP0252UC
HMCP0252UC	30" Stainless Steel	2,099	2,349	

ACCESSORIES

This price list supersedes all previous price lists. Prices listed herein do not include applicable state or local taxes.

Model Number	Description	MAP	MSRP		
Accessories for Ovens				30" Single Wall Ovens	30" Single and Double Wall Ovens
	Ball Bearing Telescopic Rack Ball Bearing Full Extension Telescopic Racks • Adjustable to All Rack Support Levels • Convenient Handling • Easy to Operate • Available As Separate Accessory for Even More Convenience <u>HEZTR301</u> 30" Telescopic Rack	279	309		•

This price list supersedes all previous price lists. Prices listed herein do not include applicable state or local taxes.

Model Number	Description	MAP	MSRP
--------------	-------------	-----	------

All Bosch Induction Cooktops Include the Following Features:

- Faster Than Gas Or Electric
- Easier to Clean and More Efficient
- SpeedBoost®
- PotSense
- Each Element Has an Independent Countdown Timer
- ChildLock
- See All Pan Accessories on Page 15-4

500 Series

24" Induction Cooktop

- An 11" Heating Element Offers 3,700 W of Power
- 30 A Breaker



NIT5469UC

LR: 11" @ 2,600 W/3,700 W (SpeedBoost®)	RR: 7" @ 1,800 W/3,100 W (SpeedBoost®)
	RF: 6" @ 1,400 W/2,200 W (SpeedBoost®)

NIT5469UC

24" Induction Cooktop, Black, Frameless

1,499 1,649

30" Induction Cooktop

- An 11" Heating Element Offers 3,700 W of Power
- 30 A Breaker



NIT5068UC

LR: 9" @ 2,200 W/3,700 W (SpeedBoost®)	RR: 11" @ 2,600 W/3,700 W (SpeedBoost®)
LF: 6" @ 1,400 W/2,200 W (SpeedBoost®)	RF: 6" @ 1,400 W/2,200 W (SpeedBoost®)

NIT5068UC

30" Induction Cooktop, Black, Frameless

1,649 1,849

36" Induction Cooktop

- Dual 12" Heating Element Offers 3,700 W of Power
- 40 A Breaker



NIT5668UC

LR: 7" @ 1,800 W/3,100 W (SpeedBoost®)	C: 12"/9" @ 3,700 W/5,400 W (SpeedBoost®)/ 2,200 W/3,300 W (SpeedBoost®)	RR: 6" @ 1,400 W/2,200 W (SpeedBoost®)
LF: 7" @ 1,800 W/3,100 W (SpeedBoost®)		RF: 9" @ 2,200 W/3,700 W (SpeedBoost®)

NIT5668UC

36" Induction Cooktop, Black, Frameless

1,949 2,149

This price list supersedes all previous price lists. Prices listed herein do not include applicable state or local taxes.

Model Number	Description	MAP	MSRP
--------------	-------------	-----	------

800 Series

30" Induction Cooktop

- Home Connect™ (Wi-Fi Enabled)
- AutoChef®
- An 11" Heating Element Offers 3,700 W of Power
- PreciseSelect®
- Hood Control
- 30 A Breaker
- SafeStart



NIT8069SUC

LR: 9" @ 2,200 W/3,700 W (SpeedBoost®)	RR: 11" @ 2,600 W/3,700 W (SpeedBoost®)
LF: 6" @ 1,400 W/2,200 W (SpeedBoost®)	LF: 6" @ 1,400 W/2,200 W (SpeedBoost®)

[NIT8069SUC](#)

30" Induction Cooktop, Black With Stainless Steel Frame

2,049 2,299

[NIT8069UC](#)

30" Induction Cooktop, Black, Frameless

2,049 2,299



NIT8069UC



36" Induction Cooktop

- Home Connect™ (Wi-Fi Enabled)
- AutoChef®
- Dual 12" Heating Element With Powerful 5,400 W
- PreciseSelect®
- Hood Control
- 40 A Breaker



NIT8669SUC

LR: 7" @ 1,800 W/3,100 W (SpeedBoost®)	C: 12"/9" @ 3,700 W/5,400 W (SpeedBoost®) 2,200 W/3,300 W (SpeedBoost®)	RR: 6" @ 1,400 W/2,200 W (SpeedBoost®)
LF: 7" @ 1,800 W/3,100 W (SpeedBoost®)		RF: 9" @ 2,200 W/3,700 W (SpeedBoost®)

[NIT8669SUC](#)

36" Induction Cooktop, Black With Stainless Steel Frame

2,449 2,699

[NIT8669UC](#)

36" Induction Cooktop, Black, Frameless

2,449 2,699



NIT8669UC



This price list supersedes all previous price lists. Prices listed herein do not include applicable state or local taxes.

Model Number	Description	MAP	MSRP
--------------	-------------	-----	------

500 Series

24" Knob Control, Frameless Design

- 4 Elements
- Knob Controls for Precision Cooking
- Heat Indicator for Each Element
- 8" Heating Element With Powerful 2,200 W
- Power/Amps: 240 V, 60 Hz/30 A



NEM5466UC

LR: 8" @ 2,200 W	RR: 6" @ 1,200 W
LF: 6" @ 1,850 W	RF: 7" @ 1,800 W

NEM5466UC**24" Electric Cooktop****849 949****30" Knob Control, Frameless Design**

- Dual Element Offer the Capability to Use Multiple Pan Sizes
- Infinite Temperature Controls for Precision Cooking
- Heat Indicator
- 9" Heating Element With Powerful 2,500 W
- Power/Amps: 240 V, 60 Hz/30 A



NEM5066UC

LR: 7" @ 1,800 W	RR: 6" @ 1,200 W
LF: 7"/5" @ 1,700 W/700 W	RF: 9" @ 2,500 W

NEM5066UC**30" Electric Cooktop****999 1,099****36" Knob Control, Frameless Design**

- 2 Dual Elements Offer the Capability to Use Multiple Pan Sizes
- Infinite Temperature Controls for Precision Cooking
- Heat Indicator
- 9" Heating Element With Powerful 2,500 W
- Power/Amps: 240 V, 60 Hz/40 A



NEM5666UC

LR: 7" @ 1,800 W	C: 7" @ 1,800 W	RR: 6" @ 1,200 W
LF: 7"/5" @ 1,700 W/700 W		RF: 9"/6" @ 2,500 W/1,100 W

NEM5666UC**36" Electric Cooktop****1,049 1,199**

This price list supersedes all previous price lists. Prices listed herein do not include applicable state or local taxes.

Model Number	Description	MAP	MSRP
--------------	-------------	-----	------

800 Series

30" Cooktop With Or Without Stainless Steel Frame

- | | | |
|--|--|---|
| <ul style="list-style-type: none"> • PreciseSelect® • Front and Back Stainless Steel Frame • Bridge Element • Dual Element | <ul style="list-style-type: none"> • SpeedBoost® • Clean Lock • 2-Level Heat Indicator • ChildLock • Built-In Timers for Each | Element: Doubles As General-Purpose Kitchen Timer
<ul style="list-style-type: none"> • Power/Amps: 240, 60 Hz/ 40 A |
|--|--|---|



NET8068SUC



NET8068UC

LR: 7" @ 1,800 W (400 W Bridge)	C: 9"/6" @ 3,600 W/1,400 W (SpeedBoost®)	
LF: 7" @ 1,800 W		RF: 6" @ 1,200 W

<u>NET8068SUC</u>	30" Electric Cooktop, Black With Stainless Steel Frame	1,149 1,299
--------------------------	---	--------------------

<u>NET8068UC</u>	30" Electric Cooktop, Black, Frameless	1,149 1,299
-------------------------	---	--------------------

36" Cooktop With Or Without Stainless Steel Frame

- | | | |
|---|--|---|
| <ul style="list-style-type: none"> • PreciseSelect® • Front and Back Stainless Steel Frame • Bridge Element • 2 Dual Elements | <ul style="list-style-type: none"> • SpeedBoost® • Clean Lock • 2-Level Heat Indicator • ChildLock • Built-In Timers for Each | Element: Doubles As General-Purpose Kitchen Timer
<ul style="list-style-type: none"> • Power/Amps: 240, 60 Hz/ 50 A |
|---|--|---|



NET8668SUC



NET8668UC

LR: 7" @ 1,800 W (400 W Bridge)	C: 9"/6" @ 3,600 W/1,400 W (SpeedBoost®)	RR: 6" @ 1,200 W
LF: 7" @ 1,800 W		RF: 8"/5" @ 1,900 W/800 W

<u>NET8668SUC</u>	36" Electric Cooktop, Black With Stainless Steel Frame	1,249 1,399
--------------------------	---	--------------------

<u>NET8668UC</u>	36" Electric Cooktop, Black, Frameless	1,249 1,399
-------------------------	---	--------------------

This price list supersedes all previous price lists. Prices listed herein do not include applicable state or local taxes.

Model Number	Description	MAP	MSRP
--------------	-------------	-----	------

All Bosch Gas Cooktops Include the Following Features:

- Front Controls for Easy Operation
- Continuous Cast Iron Grates
- LP Kit Included

500 Series

24" Gas Cooktop

- 4 Burners
- 16K BTU Max
- Recessed Burner Areas
- Metal Knobs
- Automatic Re-Ignition

LR: 9,300 BTU

RR: 11,500 BTU

LF: 5,000 BTU

RF: 5,000 BTU



NGM5456UC

[**NGM5456UC**](#)

24" Gas Cooktop, 4 Burners, Stainless Steel

849

949

30" Gas Cooktop

- 4 Burners
- 16K BTU Max
- OptiSim® Burner
- Recessed Burner Areas
- Metal Knobs
- Automatic Re-Ignition

LR: 10,000 BTU

RR: 5,500 BTU

LF: 10,000 BTU

RF: 16,000 BTU



NGM5056UC

[**NGM5056UC**](#)

30" Gas Cooktop, 4 Burners, Stainless Steel

849

949

36" Gas Cooktop

- 5 Burners
- 16K BTU Max
- OptiSim® Burner
- Recessed Burner Areas
- Metal Knobs
- Automatic Re-Ignition

LR: 10,000 BTU

C: 16,000 BTU

RR: 5,500 BTU

LF: 10,000 BTU

RF: 10,000 BTU



NGM5656UC

[**NGM5656UC**](#)

36" Gas Cooktop, 5 Burners, Stainless Steel

999

1,099

This price list supersedes all previous price lists. Prices listed herein do not include applicable state or local taxes.

Model Number	Description	MAP	MSRP
--------------	-------------	-----	------

800 Series

30" Gas Cooktop

- 19K BTU Max
- OptiSim® Burner
- Recessed Burner Areas
- Black Stainless Metal Knobs (NGM8046UC)
- Automatic Re-Ignition
- Red LED Light Indicates Burners Are On



NGM8056UC

LR: 5,500 BTU	C: 19,000 BTU	RR: 10,000 BTU
LF: 10,000 BTU		RF: 5,500 BTU

[NGM8056UC](#)

30" Gas Cooktop, 5 Burners, Stainless Steel

1,149 1,299



NGM8046UC

LR: 5,500 BTU	C: 19,000 BTU	RR: 9,300 BTU
LF: 9,300 BTU		RF: 5,500 BTU

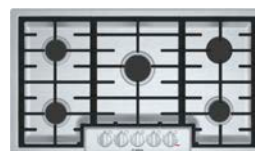
[NGM8046UC](#)

30" Gas Cooktop, 5 Burners, Black With Black Stainless Knobs

1,199 1,349

36" Gas Cooktop

- 5 Burners
- 19K BTU Max
- OptiSim® Burner
- Recessed Burner Areas
- Black Stainless Metal Knobs (NGM8646UC)
- Automatic Re-Ignition
- Red LED Lights Indicate Burners Are On



NGM8656UC

LR: 10,000 BTU	C: 19,000 BTU	RR: 5,500 BTU
LF: 12,000 BTU		RF: 12,000 BTU

[NGM8656UC](#)

36" Gas Cooktop, 5 Burners, Stainless Steel

1,249 1,399



NGM8646UC

LR: 9,300 BTU	C: 19,000 BTU	RR: 5,500 BTU
LF: 9,300 BTU		RF: 9,300 BTU

[NGM8646UC](#)

36" Gas Cooktop, 5 Burners, Black With Black Stainless Knobs

1,299 1,449


This price list supersedes all previous price lists. Prices listed herein do not include applicable state or local taxes.

Model Number	Description	MAP	MSRP
--------------	-------------	-----	------

800 Series

30" Gas Cooktop

- 5 Burners
- FlameSelect® (9 Power Levels)
- Dual Flame Power Burner
- 17K BTU Max
- OptiSim® Burner
- Low Profile Stainless Steel Cooking Surface
- Stainless Steel Appearance Knobs
- Dishwasher Safe Grates
- Electronic Ignition
- Flame Failure Safety Device



NGM8057UC

 FlameSelect

LR: 6,000 BTU

LF: 3,400 BTU

C: 17,000 BTU

RR: 9,000 BTU

RF: 6,000 BTU

NGM8057UC

30" Gas Cooktop, 5 Burners, Stainless Steel

1,399 1,549

36" Gas Cooktop

- 5 Burners
- FlameSelect® (9 Power Levels)
- Dual Flame Power Burner
- 17K BTU Max
- OptiSim® Burner
- Low Profile Stainless Steel Cooking Surface
- Stainless Steel Appearance Knobs
- Dishwasher Safe Grates
- Electronic Ignition
- Flame Failure Safety Device



NGM8657UC

 FlameSelect

LR: 6,000 BTU

LF: 3,400 BTU

C: 17,000 BTU

RR: 9,000 BTU

RF: 6,000 BTU

NGM8657UC

36" Gas Cooktop, 5 Burners, Stainless Steel

1,499 1,649

This price list supersedes all previous price lists. Prices listed herein do not include applicable state or local taxes.

Model Number	Description	MAP	MSRP
--------------	-------------	-----	------

All Bosch Gas Rangetops Include the Following Features:

- 18K BTU Max
- OptiSim® Burner
- High Efficiency Burners
- Industrial-Style Design
- Porcelain Enameled Cooking Surface
- Large Metal Control Knobs
- Up-Front Centralized Controls
- Continuous Surface Cast Iron Grates
- Dishwasher Safe Grates
- Electronic Ignition
- Flame Supervision Device
- LP Kit Included

800 Series
30" Gas Rangetop

- 18K BTU Dual Flame Ring Burner
- Two 12K BTU Large Burners
- 5K BTU OptiSim® Simmer Burner

LR: 12,000 BTU	RR: 5,000 BTU
LF: 12,000 BTU	RF: 18,000 BTU



RGM8058UC

NEW RGM8058UC 30" Gas Rangetop, 4 Burners, Stainless Steel 2,499 2,749

36" Gas Rangetop

- Two 18K BTU Dual Flame Ring Burners
- Three 12K BTU Large Burners
- 5K BTU OptiSim® Simmer Burner

LR: 12,000 BTU	CR: 12,000 BTU	RR: 5,000 BTU
LF: 18,000 BTU	CF: 12,000 BTU	RF: 18,000 BTU



RGM8658UC

NEW RGM8658UC 36" Gas Rangetop, 6 Burners, Stainless Steel 2,999 3,299

This price list supersedes all previous price lists. Prices listed herein do not include applicable state or local taxes.

Model Number	Description	MAP	MSRP
--------------	-------------	-----	------

All Bosch Benchmark Series Induction Cooktops Include the Following Features:

- FlexInduction® Can Combine Two Cooking Zones Into One Continuous Surface
- Faster Than Gas and Electric
- Easier to Clean and More Efficient
- SpeedBoost®
- PotSense
- Each Element Has an Independent Countdown Timer
- PreciseSelect®
- PowerMove™
- ChildLock
- See All Pan Accessories on Page 7B-5.

Benchmark Series

30" Induction Cooktop

- Home Connect™ (Wi-Fi Enabled)
- A 11" Heating Element Offers 3,700 W of Power
- AutoChef®
- Hood Control
- 30 A Breaker

Full Zone: 16" x 9" @
3,300 W /
3,600 W (SpeedBoost®)

Upper: 8" x 9" @
2,200 W/3,600 W
(SpeedBoost®)

Lower: 8" x 9" @
2,200 W/3,600 W
(SpeedBoost®)

Upper: 11" @
2,600 W/3,700 W
(SpeedBoost®)

Lower: 6" @
1,400 W/2,200 W
(SpeedBoost®)



NITP069SUC



[NITP069SUC](#)

**30" Induction Cooktop, Black
With Stainless Steel Frame**

2,499 2,749

[NITP069UC](#)

30" Induction Cooktop, Black, Frameless

2,499 2,749



NITP069UC



36" Induction Cooktop

- Home Connect™ (Wi-Fi Enabled)
- Dual 12" Heating Element With Powerful 3,700 W
- AutoChef®
- Hood Control
- 50 A Breaker

Full Zone: 14" x 8" @
3,300 W /
3,600 W
(SpeedBoost®)

Upper: 7" x 8" @
2,200 W/3,600 W
(SpeedBoost®)

Lower: 7" x 8" @
2,200 W/3,600 W
(SpeedBoost®)

C: 12" x 9" @
3,400 W/3,700 W
(SpeedBoost®)
2,200 W/3,300 W
(SpeedBoost®)

Upper: 7" x 8" @
2,200 W/3,600 W
(SpeedBoost®)

Lower: 7" x 8" @
2,200 W/3,600 W
(SpeedBoost®)

Full Zone: 14" x 8" @
3,300 W /
3,600 W
(SpeedBoost®)



NITP669SUC



[NITP669SUC](#)

**36" Induction Cooktop, Black
With Stainless Steel Frame**

2,999 3,299

[NITP669UC](#)

36" Induction Cooktop, Black, Frameless

2,999 3,299



NITP669UC



This price list supersedes all previous price lists. Prices listed herein do not include applicable state or local taxes.

Model Number	Description	MAP	MSRP
--------------	-------------	-----	------

All Bosch Benchmark Series Electric Cooktops Include the Following Features:

- AutoChef®
- PreciseSelect®
- Front and Back Stainless Steel Frame
- Keep Warm Mode
- Countdown Timer
- CountUp Timer
- Clean Lock
- 2-Level Heat Indicator
- ChildLock
- See All Pan Accessories on Page 15-4
- Power/Amps: 240, 60 Hz/40 A

Benchmark Series

30" Five Element Cooktop With AutoChef®

- 2-Zone 9" Heating Element With Powerful 3,600 W Element
- Dual Element Left Front With AutoChef®
- SpeedBoost®



NETP068SUC

LR: 6" @ 1,200 W	C: 9"/6" @ 3,600 W/1,400 W (SpeedBoost®)	RR: 6" @ 1,200 W
AutoChef® LF: 7"/5" @ 2,000 W/800 W		RF: 6" @ 1,500 W

NETP068SUC

**30" Electric Cooktop, Black
With Stainless Steel Frame**

1,299 1,449

36" Triple Ring AutoChef® Cooktop

- 3-Zone 11" Heating Element With Powerful 3,080 W Element With AutoChef®
- PowerStart®
- Bridge Element



NETP668SUC

LR: 7" @ 1,800 W (400 W Bridge)	AutoChef® C: 11"/8"/6" @ 3,080 W/2,200 W/1,050 W	RR: 6" @ 1,200 W
LF: 7" @ 1,800 W		RF: 8"/5" @ 1,900 W/800 W

NETP668SUC

**36" Electric Cooktop, Black
With Stainless Steel Frame**

1,399 1,549

This price list supersedes all previous price lists. Prices listed herein do not include applicable state or local taxes.

Model Number	Description	MAP	MSRP
--------------	-------------	-----	------

All Bosch Benchmark Series Gas Cooktops Include the Following Features:

- 5 Burners
- OptiSim® Burner
- Up-Front Centralized Controls
- Continuous Cast Iron Grates
- LP Kit Included

Benchmark Series

30" Gas Cooktop

- Stainless Steel
- Dual-Stack Center Burner
- 20K BTU Max
- Recessed Burner Areas
- Metal Knobs
- Automatic Re-Ignition
- Red LED Lights Indicate Burners Are On
- See All Pan Accessories on Page 15-4.



NGMP056UC

LR: 5,500 BTU		RR: 10,000 BTU
LF: 10,000 BTU	C: 20,000 BTU	RF: 5,500 BTU

NGMP056UC

**30" Gas Cooktop, 5 Burners,
Stainless Steel**

1,449 1,599

30" Gas Cooktop

- FlameSelect® (9 Power Levels)
- Dual Flame Power Burner
- 14.3K BTU Max
- Smooth Glass Cooking Surface
- Stainless Steel Appearance Knobs
- Dishwasher Safe Grates
- Electronic Ignition
- Flame Failure Safety Device
- Install Flush Or Surface Mounted



NGMP077UC

FlameSelect

LR: 6,000 BTU		RR: 10,300 BTU
LF: 3,400 BTU	C: 14,300 BTU	RF: 6,000 BTU

NGMP077UC

**30" Gas Cooktop, 5 Burners,
Gray Tempered Glass**

1,699 1,899

36" Gas Cooktop

- Stainless Steel
- Dual-Stack Center Burner
- 20K BTU Max
- Recessed Burner Areas
- Metal Knobs
- Automatic Re-Ignition
- Red LED Lights Indicate Burners Are On
- See All Pan Accessories on Page 15-4.



NGMP656UC

LR: 10,000 BTU		RR: 5,500 BTU
LF: 12,000 BTU	C: 20,000 BTU	RF: 12,000 BTU

NGMP656UC

**36" Gas Cooktop, 5 Burners,
Stainless Steel**

1,599 1,799

This price list supersedes all previous price lists. Prices listed herein do not include applicable state or local taxes.

Model Number	Description	MAP	MSRP
--------------	-------------	-----	------

Benchmark Series

36" Gas Cooktop

- FlameSelect® (9 Power Levels)
- Dual Flame Power Burner
- 14.3K BTU Max
- Smooth Glass Cooking Surface
- Stainless Steel Appearance Knobs
- Dishwasher Safe Grates
- Electronic Ignition
- Flame Failure Safety Device
- Install Flush Or Surface Mounted



NGMP677UC



LR: 6,000 BTU

LF: 3,400 BTU

C: 14,300 BTU

RR: 10,300 BTU








RF: 6,000 BTU

NGMP677UC

**36" Gas Cooktop, 5 Burners,
Gray Tempered Glass**

1,849 2,049

Accessories for Cooktops

				Cooktops				Rangetops	
				Induction	Electric	Mainline Gas	Benchmark Gas	30"	36"
	HEZ390210	8" Pan for 6" Element	89 99	•	•	•	•	•	•
	HEZ390220	9" Pan for 7" Element	99 109	•	•	•	•	•	•
	Stainless Steel Pan With Aluminum Core Optimized for Cooking With AutoChef® Element • Superior Heat Distribution			•	•	•	•	•	•
	HEZ390230	10" Pan for 8" and 9" Elements	119 139						
	HEZ27751	Cooktop Control Knob Kit, Black Stainless Steel Bosch 500, 800 and Benchmark® Series, Gas Cooktops Only	119 139			• ¹	• ¹		
	NEW HEZ27754	Cooktop Metal Control Knob Kit, Stainless Steel Bosch 800 Series FlameSelect® Gas Cooktops Only	119 139			• ²			
	NEW HEZ27755	Cooktop Metal Control Knob Kit, Stainless Steel Bosch Benchmark® Series FlameSelect® Gas Cooktops Only	119 139			• ²			
	HEZ298107	Wok Ring for FlameSelect® Gas Cooktops	69 79			• ²	• ²		

1 For Non-FlameSelect® Models Only

2 For FlameSelect® Models Only

ACCESSORIES

This price list supersedes all previous price lists. Prices listed herein do not include applicable state or local taxes.








Model
Number

Description

MAP

MSRP

Accessories for Cooktops


				Cooktops				Rangetops	
				Induction	Electric	Mainline Gas	Benchmark Gas	30"	36"
	HEZ298102	Wok Ring—Attaches to Grates	69 79			• ¹	• ³		
	Teppanyaki	Works on Electric and Induction Cooking Surfaces • Optimized for Cooking on Induction Cooktops		•	•				
	HEZ390512	Teppanyaki	369 409						
	Non-Stick Induction Grill	Non-Stick Cast Aluminum with a Thick Ferromagnetic Base • Ideal For Grilling Meats, Seafood and Vegetables		• ²					
	HEZ9GR37UC	17" x 9" Grill Pan	249 279						
	NEW HEZ9GW23UC	Industrial-Style Wok Ring For 30" Gas Rangetop	69 79					•	
	NEW HEZ9GR41UC	Industrial-Style Griddle For 30" and 36" Gas Rangetops	179 199					•	•
	NEW HEZ7YZ30UC	9" Stainless Steel Low Backguard For 30" Gas Rangetop	199 219					•	
	NEW HEZ7YZ36UC	9" Stainless Steel Low Backguard For 36" Gas Rangetop	209 229						•


¹ 36" Cooktop Only


² FlexInduction® Models Only

UNDER-CABINET HOODS/ACCESSORIES

This price list supersedes all previous price lists. Prices listed herein do not include applicable state or local taxes.

Model Number	Description	MAP	MSRP
300 Series			
30" & 36" Under-Cabinet Hood			
<ul style="list-style-type: none"> 5" Height Slim-Line Styling 3-Speed Control 280 CFM 2 Incandescent Lights 	<ul style="list-style-type: none"> Dishwasher-Safe Aluminum Mesh Filters Ducted Or Convertible to Non-Ducted Operation 7" Round and 3¼" x 10" 	<ul style="list-style-type: none"> Duct Transitions Included Horizontal Or Vertical Ducting 	 DUH30152UC
<u>DUH30152UC</u>	30" Stainless Steel, 280 CFM Blower	419	469
<u>DUH36152UC</u>	36" Stainless Steel, 280 CFM Blower	479	529

500 Series			
30" & 36" Under-Cabinet Hood			
<ul style="list-style-type: none"> 5" Height Slim-Line Styling 4-Speed Control 400 CFM 2 Halogen Lights (Not Included) 	<ul style="list-style-type: none"> Dishwasher-Safe Aluminum Mesh Filters Ducted Or Convertible to Non-Ducted Operation 	<ul style="list-style-type: none"> 7" Round and 3¼" x 10" Duct Transitions Included Horizontal or Vertical Ducting 	 DUH30252UC
<u>DUH30252UC</u>	30" Stainless Steel, 400 CFM Blower	519	599
<u>DUH36252UC</u>	36" Stainless Steel, 400 CFM Blower	579	649

800 Series			
30" and 36" Professional-Style Under-Cabinet Hood			
<ul style="list-style-type: none"> 11" Height Professional Styling 2-Speed Control 600 CFM 	<ul style="list-style-type: none"> 2 Incandescent Lights Deep Capture Area Dishwasher-Safe Aluminum Mesh Filters 	<ul style="list-style-type: none"> Adaptable for Recirculation Option (Add 4" to Height of Hood) Horizontal Or Vertical Ducting 	 DPH30652UC
<u>DPH30652UC</u>	30" Stainless Steel, 600 CFM Blower	999	1,099
<u>DPH36652UC</u>	36" Stainless Steel, 600 CFM Blower	1,049	1,199

Accessories for Under-Cabinet Hoods

				DUH		DPH	
				30"	36"	30"	36"
	<u>DHZ3002UC</u>	Recirculation Kit/Charcoal Filter Kit,	119 139	•			
	<u>DHZ3602UC</u>	Recirculation Kit/Charcoal Filter Kit,	119 139		•		
	<u>DRZ3052UC</u>	4" High, External Recirculation Kit, (Includes Charcoal Filters)	319 359			•	
	<u>DRZ3652UC</u>	4" High, External Recirculation Kit, (Includes Charcoal Filters)	319 359				•
	<u>DHZ3052UC</u>	Replacement Charcoal Filters, 30" and 36" DPH Series	119 139			•	•

ISLAND HOODS/ACCESSORIES

This price list supersedes all previous price lists. Prices listed herein do not include applicable state or local taxes.

Model Number	Description	MAP	MSRP
--------------	-------------	-----	------

800 Series

Slim Profile Box Canopy Island Hood




- 600 CFM
- Four-Speed Electronic Control With White and Red LCD Display
- Kitchen Timer
- Clean Filter Reminder
- Auto On/Heat Sensor
- Four 20 W Halogen Lights
- Three Anodized Aluminum Mesh Filters With Stainless Steel Bosch Design Covers and Metal Latch
- Vertical Ducting With 8" Round Duct
- Backdraft Damper and Transition Included
- Recirculation Kit Available As an Accessory
- Extension Kit for Ceilings 9' to 11' 6" Available As an Accessory



HIB82651UC

HIB82651UC **42" Island Hood, 600 CFM** **2,099 2,349**

Accessories for Island Hoods

				HIB
				42"
	Island Hood Extension Kit <ul style="list-style-type: none"> • Fits Ceilings From 9' to 11' 6" in Height • Stainless Steel Flue Extensions and Inner Structure Parts Included. 			•
	<u>HCIEXT5UC</u>	Island Hood Extension Kit	539 599	
	Box/Pyramid/Glass Canopy Chimney Hood Recirculation Kit		119 139	•
	<u>HIREC5UC</u>	Island Hood Recirculation Kit	109 119	
				•

CHIMNEY WALL HOODS

This price list supersedes all previous price lists. Prices listed herein do not include applicable state or local taxes.

Model Number	Description	MAP	MSRP
--------------	-------------	-----	------

All Bosch Chimney Wall Hoods Include the Following Features:

- Kitchen Timer
- Clean Filter Reminder
- Auto On/Heat Sensor
- Anodized Aluminum Mesh Filters
- Vertical Ducting With 8" Round Duct
- Backdraft Damper and Transition Included
- Recirculation Kit Available As an Accessory
- Extension Kit for Ceilings 9'-11' 6" Available As an Accessory

300 Series

ENERGY STAR® Certified Pyramid Canopy Chimney Hood

- 300 CFM
- Three-Speed Electronic Control With White and Red LCD Display
- Two Bright LED Lights

<u>HCP34E52UC</u>	24" Pyramid Canopy Chimney Hood, 300 CFM	949	1,049
<u>HCP30E52UC</u>	30" Pyramid Canopy Chimney Hood, 300 CFM	1,049	1,199
<u>HCP36E52UC</u>	36" Pyramid Canopy Chimney Hood, 300 CFM	1,149	1,299



HCP34E52UC

500 Series

Box Canopy Chimney Hood

- 600 CFM
- Four Speed Electronic Control With White and Red LCD Display
- Two 40 W Halogen Lights

<u>HCB50651UC</u>	30" Box Canopy Chimney Hood, 600 CFM	1,399	1,549
<u>HCB56651UC</u>	36" Box Canopy Chimney Hood, 600 CFM	1,499	1,649



HCB50651UC

Pyramid Canopy Chimney Hood

- Home Connect™ (Wi-Fi Enabled)
- 600 CFM
- Cooktop Hood Control
- Four Speed Electronic Control With White and Red LCD Display
- Two Bright LED Lights

<u>HCP50652UC</u>	30" Pyramid Canopy Chimney Hood, 600 CFM	1,399	1,549
<u>HCP56652UC</u>	36" Pyramid Canopy Chimney Hood, 600 CFM,	1,499	1,649



HCP50652UC



800 Series

Pyramid Canopy Chimney Hood

- Black Stainless Steel Guards Against Surface Scratches And Fingerprints
- 600 CFM
- Speed Electronic Control With White and Red LCD Display
- Two 40 W Halogen Lights


<u>HCP80641UC</u>	30" Pyramid Chimney, 600 CFM, Black Stainless	1,199	1,349
<u>HCP86641UC</u>	36" Pyramid Chimney, 600 CFM, Black Stainless	1,349	1,499



HCP80641UC

CHIMNEY WALL HOOD ACCESSORIES







This price list supersedes all previous price lists. Prices listed herein do not include applicable state or local taxes.

Model Number	Description	MAP	MSRP	
				Benchmark Series
Glass Canopy Chimney Hood <ul style="list-style-type: none"> • 600 CFM • Four Speed Electronic Control With White and Red LCD Display • Clean Filter Reminder • Two 40 W Halogen Lights • Anodized Aluminum Mesh Filter With Stainless Steel Bosch Design Cover and Metal Latch 				
<u>HCG56651UC</u>	36" Glass Canopy Chimney Hood, 600 CFM	1,799	1,999	<i>HCG56651UC</i>

Accessories for Chimney Wall Hoods

Chimney Wall Hood Extension Kit.

- Fits Ceilings From 9' to 11' 6" in Height
- Stainless Steel Flue Extensions and Inner Structure Parts Included

					HCB/Box	HCP/Pyramid	HCG/Glass Canopy
	<u>HCBEXT5UC</u>	Box Canopy Chimney Hood Extension Kit, Stainless Steel	319	359	•		
	<u>HCGEXT5UC</u>	Glass Canopy Chimney Hood Extension Kit	319	359			•
	<u>HCPEXT5UC</u>	Pyramid Canopy Chimney Hood Extension Kit, Stainless Steel	319	359			•
	<u>HCPEXT4UC</u>	Pyramid Canopy Chimney Hood Extension Kit, Black Stainless Steel	539	599	•	•	•
	<u>HCIFILTUC</u>	Box/Pyramid/Glass Canopy Chimney Hood Filter Kit	119	139	•	•	•
	<u>HCREC5UC</u>	Box/Pyramid/Glass Canopy Chimney Hood Recirculation Kit	119	139	•	•	•

PULL-OUT HOOD/ACCESSORIES

This price list supersedes all previous price lists. Prices listed herein do not include applicable state or local taxes.

Model Number	Description	MAP	MSRP
--------------	-------------	-----	------

500 Series

Integrated Stainless Pull-Out Range Hood

- 400 CFM Intensive Speed
- Electronic Control With White LCD Display
- Kitchen Timer
- Clean Filter Reminder
- Three Fan Speeds With
- Two Bright LED Lights
- Two Anodized Aluminum Mesh Filters
- Vertical Ducting With 6" Round Duct
- Backdraft Damper and Transition Included
- Recirculation/Charcoal Kit Available As an Accessory
- 110 V UL Rated With 120 V 3-Prong Plug



HUI54452UC

HUI54452UC **24" Pull-Out Hood, 400 CFM** **769 849**

Integrated Stainless Pull-Out Range Hood

- 300 CFM – (30" Width) 500 CFM – (36" Width)
- Three Speed Slider Switch Control
- Two 20 W Halogen Lights
- Four Aluminum Mesh Filters
- Removable Stainless Steel Front Visor Panel That Can Be Replaced With a Custom Strip (Not Provided)
- 6" Round Duct
- Vertical and Horizontal Discharge
- 120 V Junction Box Direct Wire
- CFM Reducer Kit Available As Accessory
- Non-Duct Recirculation Kit Available As Accessory (Vent Grate Cover Included With Hood)






HUI56551UC

HUI50351UC **30" Pull-Out Hood, 300 CFM, Stainless Steel** **799 899**

HUI56551UC **36" Pull-Out Hood, 500 CFM, Stainless Steel** **849 949**

Accessories for Pull-Out Hoods

			HUI54452UC	HUI50351UC	HUI56551UC
	Recirculation Kit/Charcoal Filter Accessory Kit For HUI50351UC and HUI56551UC Models • Absorbs Odors With High Quality Heavy Duty Charcoal Filters • For Recirculation, Non-Vented Installations <u>HUIF06UC</u> Non-Duct Recirculation Accessory Kit/Charcoal Filter Accessory Kit 109 119			•	•
	CFM Reducer Accessory Kit For HUI56551UC Model • Reduces CFM to Under 300 • Converts a 6" Round Duct to a 5" Round Duct • Check Your Local Code and Regulations for Make-Up Air Requirements <u>HUIRED56UC</u> CFM Reducer Accessory Kit, Reduces CFM to Under 300 CFM 59 69				•
	Recirculation/Charcoal Kit for HUI54452UC – 24" Pull-Out Hood <u>HVREC5UC</u> Pull-Out Hood Recirculation/Charcoal Filter Accessory Kit 109 119		•		

This price list supersedes all previous price lists. Prices listed herein do not include applicable state or local taxes.

Model Number	Description	MAP	MSRP
--------------	-------------	-----	------

300 Series

Custom Insert Range Hood

- 400 CFM
- Slide Control
- Two 20 W Halogen Lights
- Two Anodized Aluminum Mesh Filters
- Vertical Ducting With 6" Round Duct
- 110 V UL Rated With 120 V 3-Prong Plug



HUI31451UC

<u>HUI31451UC</u>	21" Custom Insert Hood, 400 CFM	699	799
-----------------------------------	--	------------	------------

500 Series

Custom Insert Range Hood

- Complete Integration Into Kitchen Design
- Provides Custom Hood Solutions Between 29"-30"
- Blower Included
- Vertical Ducting
- Easy to Use Controls
- Halogen Lighting
- Easy to Remove Dishwasher-Safe Filters
- 4 Speeds



DHL755BUC

<u>DHL755BUC</u>	29" Custom Insert Hood, 400 CFM	749	849
----------------------------------	--	------------	------------

This price list supersedes all previous price lists. Prices listed herein do not include applicable state or local taxes.

Model Number	Description	MAP	MSRP
--------------	-------------	-----	------

800 Series

Downdraft Ventilation

- Design Matched For Use In Combination With Bosch Cooktops
- 12" Telescopic Chimney Rise
- Preserves Clean Sight Lines When Not In Use
- Stainless Steel
- Six Possible Discharge Connections To Fit Your Kitchen Design Allowing Flexibility To Exhaust At Sides, Front, Rear Or Downward (Additional Accessories May Be Required Depending On Installation, See Manual)

- Sleek Front Panel Conceals Mesh Filters, Giving A Timeless Aesthetic And Acts As A Splatter Guard While Cooking
- Dishwasher-Safe Aluminum Mesh Filters
- 3-Speed Control

Required To Complete The Installation: Blower Options, Sold Separately

- 600 CFM Remote (DHG6023RUC), Inline (DHG6015NUC) Or Flexible Blower (DHG602DUC) Options Available

May Be Required To Complete The Installation Depending On Exhaust Direction & Blower Chosen:

- Downdraft Transitions (HDDSTRAN6, HDDSTRAN8, HDDFTRAN6, HDDFTRAN8, HDD2RECTD, HDDSTRAN2 see page 16-8)
- Recirculation Possible, Accessory Sold Separately (HDDREC5UC see page 16-9)
- Gas Cooktop Seal Kit Sold Separately (Required For Installation With Gas Cooktops see page 16-9).



HDD86051UC

HDD80051UC	30" Downdraft, Optional Blower	1,499	1,649
HDD86051UC	36" Downdraft, Optional Blower	1,549	1,749

NOTE: Transition required and sold separately for all remote and inline blower installations.

Accessories for Downdraft-Blowers

				HDD86051UC	HDD80051UC
	DHG6015NUC	600 CFM Inline Blower (Transition Required: See Page 16-8) 6" Round Exhaust	589 649	•	•
	DHG602DUC	600 CFM Flexible Blower For HDD86051UC and HDD80051UC Bosch Downdrafts Only 8" Round Exhaust	629 699	•	•
	DHG6023RUC	600 CFM Remote Blower 6" Round Exhaust	629 699	•	•
	NEW EXTNCB25W	25-ft Remote & Inline Blower Extension Cable Compatible with DHG6015NUC & DHG6023RUC	See Thermador Price List	•	•
	NEW EXTNSET4	3-pc extension set for Inline and remote blowers; For older generation blowers when paired with new generation blowers Compatible with DHG6015NUC & DHG6023RUC	See Thermador Price List	•	•

DOWNDRAFT ACCESSORIES

This price list supersedes all previous price lists. Prices listed herein do not include applicable state or local taxes.







Model
Number

Description

MAP MSRP







Accessories for Downdraft—Transitions

The Below Transitions May Be Required To Complete the Installation of HDD80051UC and HDD86051UC Depending On the Discharge Connection Chosen in Combination With the Downdraft Blower Selected (See Installation Manual) • For Use With Inline and Remote Blowers

					HDD86051UC	HDD80051UC
	<u>HDD2RECTD</u>	2' Rectangular Duct Rectangular Duct That Is 2' Long x 1 7/8" Deep x 19" Wide Ability to Use As an Extension to Exhaust Through A Cabinet Or Wall. To Modify Length, Duct May Be Cut. HDDSTRAN6 Or HDDSTRAN8 May Be Used to Connect HDD2RECTD To Round Ductwork HDDSTRAN2 Required to Attach Duct to Downdraft Housing	89	99	•	•
	<u>HDDFTRAN6</u>	6" Round Front Plate Front Rough-In Plate for Front Exhaust Applications	79	89	•	•
	<u>HDDFTRAN8</u>	8" Round Front Plate for Downdraft Front Rough-In Plate for Front Exhaust Applications	79	89	•	•
	<u>HDDSTRAN2</u>	Transition for Rectangular Duct Required to Attach HDD2RECTD 2' Rectangular Duct to Downdraft Housing	69	79	•	•
	<u>HDDSTRAN6</u>	6" Side/Rear Transition Rectangular 1 7/8" X 19" Transition to 6" Round For Side and Rear Exhaust Applications	139	159	•	•
	<u>HDDSTRAN8</u>	8" Side/Rear Transition Rectangular 1 7/8" X 19" Transition to 8" Round For Side and Rear Exhaust Applications	139	159	•	•

DOWNDRAFT ACCESSORIES

This price list supersedes all previous price lists. Prices listed herein do not include applicable state or local taxes.

Model Number	Description	MAP	MSRP		
Accessories for Downdraft				HDD86051UC	HDD80051UC
Downdraft Recirculation Kit <ul style="list-style-type: none"> Enables Non-Ducted Downdraft Installation By Allowing Filtered Air To Re-Enter The Kitchen After Passing Through A Charcoal Filter Includes Recirculation Module, Charcoal Filter And Metal Grill Vent Plate Recirculation Module Works In Wall Or Island Applications Mounts To Cabinet Base, Recesses Into Toe Kick/Socket Area Fits In Toe-Kick/Socket Heights Of 4" Or Taller Module And Grill Vent Plate Can Be Placed So Air Does Not Hit Feet Downdraft And Internal Blower Sold Separately To Be Used Only With Bosch Downdrafts And Blowers May Bypass The Need To Supply Make Up Air, Subject To Local Code 					
	HDDFILTUC Charcoal Filter Replacement For Recirculation Kit For Downdraft	89	99	•	•
	HDDREC5UC Recirculation Kit for Downdraft Replace Filters Every 3-6 Months, Depending On Usage, With HDDFILTUC	479	529	•	•
Gas Cooktop Seal Kit <ul style="list-style-type: none"> For Use With 36" HDD86051UC And 30" HDD80051UC Downdrafts Required For Installation With Gas Cooktops Includes Trim Bracket, Seal, And 2 Metal Grills 					
	HDD0RSP 30" Gas Cooktop Seal Kit for Downdraft	89	99	•	•
	HDD6RSP 36" Gas Cooktop Seal Kit for Downdraft	89	99	•	•
	HDDTRIM30S Trim accessory for 30" downdraft	49	59		•
	HDDTRIM36S Trim accessory for 36" downdraft	49	59	•	

B		E		H		D	
B09IB91NSP	1-5	EXTNCB25W	16-7	HBE5452UC	11-1	DHG602DUC	16-7
B10CB80NVW	1-6	EXTNSET4	16-7	HBE5453UC	11-1	DHG6015NUC	16-7
B10CB81NVB	1-6			HBL57M52UC	11-3	DHG6023RUC	16-7
B10CB81NVW	1-6			HBL87M53UC	11-6	DHL755BUC	16-6
B11CB50SSS	1-5			HBL5351UC	11-2	DHZ3002UC	16-1
B11CB81SSS	1-6			HBL5451UC	11-2	DHZ3052UC	16-1
B18IF900SP	2-3			HBL5551UC	11-2	DHZ3602UC	16-1
B18IF905SP	2-3			HBL5651UC	11-3	DPH30652UC	16-1
B20CS30SNS	1-1			HBL8443UC	11-4	DPH36652UC	16-1
B21CT80SNS	1-2			HBL8453UC	11-4	DRZ3052UC	16-1
B26FT50SNS	1-1			HBL8463UC	11-4	DRZ3652UC	16-1
B30BB930SS	2-1			HBL8642UC	11-5	DUH30152UC	16-1
B30BB935SS	2-1			HBL8651UC	11-5	DUH30252UC	16-1
B30IB900SP	2-1			HBL8661UC	11-5	DUH36152UC	16-1
B30IB905SP	2-1			HBL8743UC	11-5	DUH36252UC	16-1
B30IR900SP	2-3			HBL8753UC	11-5		
B30IR905SP	2-3			HBLP451LUC	12-1		
B36BT930NS	2-2			HBLP451RUC	12-1		
B36BT935NS	2-2			HBLP451UC	12-1		
B36CD50SNB	1-4			HBLP651LUC	12-2		
B36CD50SNS	1-4			HBLP651RUC	12-2		
B36CL80ENS	1-3			HBLP651UC	12-2		
B36CL80SNS	1-3			HBLP752UC	12-3		
B36CL81ENG	1-3			HBN5451UC	11-2		
B36CT80SNB	1-2			HBN5651UC	11-3		
B36CT80SNS	1-2			HBN8451UC	11-4		
B36CT81SNS	1-2			HBN8651UC	11-5		
B36HNDL800	2-4			HCB50651UC	16-3		
B36IT900NP	2-2			HCB56651UC	16-3		
B36IT905NP	2-2			HCBEXT5UC	16-4		
BCM8450UC	6-1			HCG56651UC	16-4		
BFL18IF800	2-4			HCGEXT5UC	16-4		
BFL30IR800	2-4			HCIENT5UC	16-2		
BOHANDL50	2-4			HCIFILTUC	16-4		
BORPLFTR50	2-4			HCP30E52UC	16-3		
BORPLFTR55	2-4			HCP34E52UC	16-3		
				HCP36E52UC	16-3		
				HCP50652UC	16-3		
				HCP56652UC	16-3		
				HCP80641UC	16-3		
				HCP86641UC	16-3		
				HCPEXT4UC	16-4		
				HCPEXT5UC	16-4		
				HCREC5UC	16-2, 16-4		
				HDD0RSP	16-9		
				HDD2RECTD	16-8		
				HDD6RSP	16-9		
				HDD80051UC	16-7		
				HDD86051UC	16-7		
						HDDFILTUC	16-9
						HDDFTRAN6	16-8
						HDDFTRAN8	16-8
						HDDREC5UC	16-9
						HDDSTRAN2	16-8
						HDDSTRAN6	16-8
						HDDSTRAN8	16-8
						HDDTRIM30S	16-9
						HDDTRIM36S	16-9
						HDI8056U	7-4
						HDIP056U	8-2
						HDS8045U	7-2
						HDS8055U	7-2
						HDS8645U	7-2
						HDS8655U	7-2
						HDZBS301	8-4
						HDZIT301	8-4
						HEATKITB82	2-4
						HEI8046U	7-3
						HEI8056U	7-3
						HEIP056U	8-1
						HEZ7YZ30UC	15-5
						HEZ7YZ36UC	15-5
						HEZ8YZ04UC	8-3
						HEZ8YZ30UC	8-3
						HEZ8YZ36UC	8-3
						HEZ8ZZ30UC	8-3
						HEZ8ZZ36UC	8-3
						HEZ9GR37UC	8-4, 15-5
						HEZ9GR41UC	8-3, 15-5
						HEZ9GW23UC	8-3, 15-5
						HEZ9YZ04UC	8-3
						HEZ9YZ30UC	8-3
						HEZ9YZ36UC	8-3
						HEZ9ZZ30UC	8-3
						HEZ9ZZ36UC	8-3
						HEZ27751	15-4
						HEZ27754	15-4
						HEZ27755	15-4
						HEZ298102	8-4, 15-5
						HEZ298107	15-4
						HEZ390210	8-4, 15-4
						HEZ390220	8-4, 15-4
						HEZ390230	8-4, 15-4
						HEZ390512	8-4, 15-5
						HEZBS301	8-4
						HEZCMT3050	6-1
						HEZGR301	8-4
						HEZTR301	8-4, 12-4
						HGI8046UC	7-3
						HGI8056UC	7-3
						HGIP056UC	8-1
						HGS8045UC	7-1
						HGS8055UC	7-1
						HGS8645UC	7-1

INDEX

HGS8655UC.....	7-1	NGM8657UC.....	13-7	SHPM78Z55N	3-4
HGZBS301	8-4	NGMP056UC.....	15-3	SHPM78Z56N	3-4
HGZIT301.....	8-4	NGMP077UC.....	15-3	SHPM88Z75N	3-5
HIB82651UC	16-2	NGMP656UC.....	15-3	SHSM63W52N	3-2
HII8046U	7-4	NGMP677UC.....	15-4	SHSM63W55N	3-2
HII8056U	7-4	NIT5068UC	13-1	SHSM63W56N	3-2
HIIP056U	8-2	NIT5469UC	13-1	SHV88PZ53N	4-1
HIREC5UC.....	16-2	NIT5668UC	13-1	SHV88PZ63N	4-2
HMB50152UC	9-2	NIT8069SUC	13-2	SHV89PW73N	4-2
HMB50162UC	9-2	NIT8069UC	13-2	SHVM63W53N.....	3-2
HMB57152UC	9-2	NIT8669SUC	13-2	SHVM78Z53N.....	3-4
HMC54151UC	9-2	NIT8669UC	13-2	SHVM88Z73N.....	3-5
HMC80152UC	9-3	NITP069SUC	15-1	SHX3AR72UC	3-1
HMC80242UC	9-3	NITP069UC	15-1	SHX3AR75UC	3-1
HMC80252UC	9-3	NITP669SUC	15-1	SHX3AR76UC	3-1
HMC87152UC	9-3	NITP669UC	15-1	SHX87PZ55N	4-1
HMCP0252UC	12-3			SHX88PZ55N	4-1
HMD8053UC	9-3	R		SHX88PZ65N	4-2
HMD8451UC	9-3	RGM8058UC	14-1	SHX89PW75N	4-2
HMV3053U	9-1	RGM8658UC	14-1	SHXM4AY52N.....	3-1
HMV5053U	9-1			SHXM4AY54N.....	3-1
HMV8044U	9-1	S		SHXM4AY55N.....	3-1
HMV8053U	9-1	SGE53X52UC.....	3-6	SHXM4AY56N.....	3-1
HMVP053U	10-1	SGE53X55UC.....	3-6	SHXM63W55N	3-2
HSD5051UC.....	11-7	SGE53X56UC.....	3-6	SHXM63WS5N	3-2
HSLP451UC	12-2	SGE68X55UC.....	3-6	SHXM65Z55N.....	3-3
HSLP751UC	12-3	SGV68U53UC.....	3-6	SHXM78Z52N.....	3-4
HUI31451UC	16-6	SGX68U55UC.....	3-6	SHXM78Z54N.....	3-4
HUI50351UC	16-5	SGZ1010UC	4-3	SHXM78Z55N.....	3-4
HUI54452UC	16-5	SGZ1052UC	4-3	SHXM78Z56N.....	3-4
HUI56551UC	16-5	SGZ9091UC	4-3	SHXM88Z75N.....	3-5
HUIF06UC	16-5	SGZPC001UC	4-3	SMZ1007UC.....	4-3
HUIRED56UC	16-5	SHE3AR72UC.....	3-1	SMZ4000UC.....	4-3
HVREC5UC.....	16-5	SHE3AR75UC.....	3-1	SMZ4026	4-3
HWD5051UC.....	11-7	SHE3AR76UC.....	3-1	SMZ5000	4-3
HWD5751UC.....	11-7	SHE88PZ65N	4-2	SMZ5002UC.....	4-3
		SHE89PW75N	4-2	SMZ5003	4-3
N		SHEM3AY52N.....	3-1	SMZ5400	4-3
NEM5066UC	13-3	SHEM3AY55N.....	3-1	SMZCD200UC.....	4-4
NEM5466UC	13-3	SHEM3AY56N.....	3-1	SMZEPCC1UC.....	4-4
NEM5666UC	13-3	SHEM63W52N	3-2	SMZPC002UC	4-4
NET8068SUC	13-4	SHEM63W55N	3-2	SMZPCJB1UC	4-4
NET8068UC	13-4	SHEM63W56N	3-2	SMZPCSH2UC	4-4
NET8668SUC	13-4	SHEM78Z52N.....	3-4	SMZSH002UC	4-4
NET8668UC	13-4	SHEM78Z55N.....	3-4	SPE53U52UC	3-6
NETP068SUC	15-2	SHEM78Z56N.....	3-4	SPE53U55UC	3-6
NETP668SUC	15-2	SHEM78ZH5N	3-5	SPE53U56UC	3-6
NGM5056UC.....	13-5	SHP87PZ55N	4-1	SPE68U55UC	3-6
NGM5456UC.....	13-5	SHP88PZ55N	4-1	SPV68U53UC	3-6
NGM5656UC.....	13-5	SHPM65Z52N	3-3	SPX68U55UC	3-6
NGM8046UC.....	13-6	SHPM65Z55N	3-3		
NGM8056UC.....	13-6	SHPM65Z56N	3-3	W	
NGM8057UC.....	13-7	SHPM78Z52N	3-4	WAT28400UC	5-1
NGM8646UC.....	13-6	SHPM78Z54N	3-4	WAT28401UC	5-2
NGM8656UC.....	13-6			WAW285H1UC	5-2

WAW285H2UC	5-3
WMZ20600	5-7
WMZPW20W	5-7
WTG865H3UC.....	5-6
WTG865H4UC.....	5-6
WTG86400UC	5-4
WTG86401UC	5-5
WTG86403UC	5-4
WTW87NH1UC.....	5-5
WTZ11400UC.....	5-7
WTZ20410UC.....	5-7
WTZPA20UC	5-7
WTZPW20D.....	5-7

Bosch Home Appliances

North America Corporate Office

1.800.944.2904

www.bosch-home.com/us



BOSCH
Invented for life

©2020 BSH Home Appliances Corporation. All rights reserved. Bosch is a registered trademark of Robert Bosch GmbH.

All information presented herein is based on data available at the time of printing and is subject to change without notice.

For immediate installation dimensions by fax, use your handset and call 1.775.833.3600. Use Code #8317 for a directory of Bosch products.