

This Month: **New** Bosch Downdraft Hoods!



HDD80050UC 30" Downdraft
HDD86050UC 36" Downdraft




*Rendering of 36" Downdraft with NGM Cooktop

Key Features:

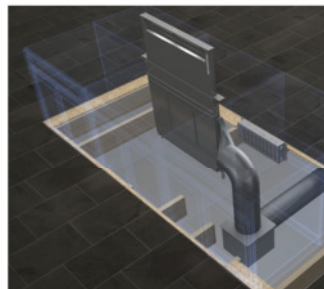
- 3 Speeds
- Blower Sold Separately (Required)
- 600 CFM Flexible Integral, Inline and Remote Blower Options for Personalization and Flexibility
- Sleek New Filter Panel Design Conceals Dishwasher Safe Aluminum Mesh Filters and Acts as Splatter Guard
- 5 Possible Discharge Connections to Fit Your Kitchen Design
- Downdraft Automatically Shuts Off When Retracted
- Installation Accessories Sold Separately (Transitions Front Rough In Plate, Gas Cooktop Seal Kit)
- Recirculation Possible, Sold Separately

New Blower Installation Possibilities*



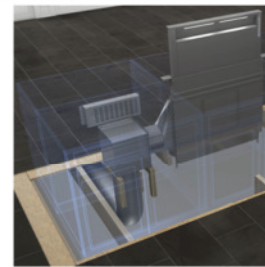
FRONT EXHAUST

- Front downward application shown
- Integral blower can rotate for left or right exhaust



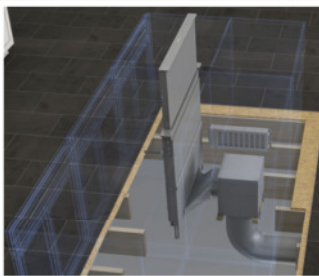
BELOW FLOORLINE*

- Flexible blower can be placed below the floor line to discharge at left, right, front, or rear sides




SIDE EXHAUST*

- Left or right side exhaust options to preserve precious kitchen storage space or if ducting is more convenient for these configurations



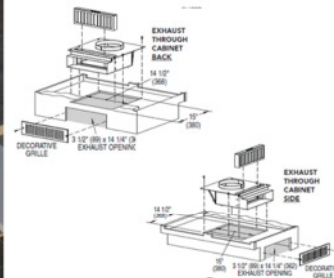
REAR EXHAUST*

- Rear exhaust options to preserve precious kitchen storage space or if ducting is more convenient for this configuration.
- Ability to install below floor line as inline blower application



RECIRCULATION

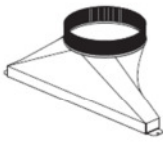
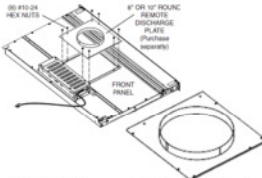
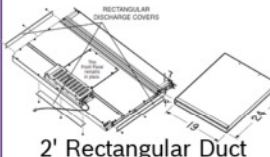
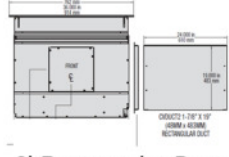
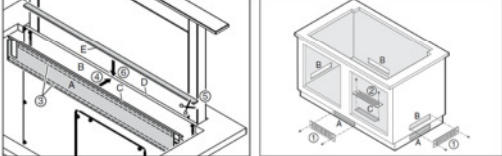
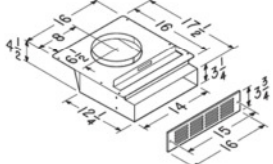
- Allows for non-ducted downdraft installation
- Recirculation module and metal grill vent plate placement can be rotated for flexible exhaust placement



*Note: Some Applications may require deeper cabinets. Side and rear exhaust require at least 18" of clearance to fit the blower and/or ductwork. Refer to Installation Instructions.

This Month: **New** Bosch Downdraft Hoods!

Accessories* Overview (Sold Separately)

REMOTE AND INLINE BLOWER APPLICATION TRANSITIONS / DUCTING ACCESSORIES			
 <p>6", 8" Side/Rear Transition</p> <ul style="list-style-type: none"> Flexible Transition Design Allows For Left, Right Or Rear Venting 	 <p>6", 8" Round Front Plate</p> <ul style="list-style-type: none"> For Inline And Remote Blower Downdraft Applications With Front Downward Venting 	 <p>2' Rectangular Duct</p> <ul style="list-style-type: none"> Can Be Used As An Extension To Exhaust Through A Cabinet Or Wall Needs Transition To Connect To Downdraft Housing At Sides Or Bottom 	 <p>2' Rectangular Duct Transition</p> <ul style="list-style-type: none"> Transition To Connect 2' Rectangular Duct To Downdraft
OTHER OPTIONAL ACCESSORIES			
 <p>30", 36" Gas Cooktop Seal Kit</p> <ul style="list-style-type: none"> Required for installation with Gas cooktops Includes trim, seal, metal grille, and fasteners 		 <p>Recirculation Kit</p> <ul style="list-style-type: none"> Allows for non-ducted downdraft installation by eliminating the need to exhaust to the exterior of the home* Charcoal Filter replacement available 	

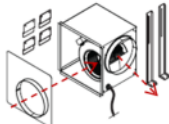
*Accessory May Be Required For Installation. See Manual

*Note: Some Applications may require deeper cabinets. Side and rear exhaust require at least 18" of clearance to fit the blower and/or ductwork. Refer to installation instructions.

Required Accessories Overview Blowers* (Sold Separately)

▶ **DHG602DUC FLEXIBLE INTEGRAL BLOWER**


- ▶ Capable Up To 600 CFM In Performance
- ▶ Can Be Rotated To Exhaust Downward Or Towards Side
- ▶ Can Be Mounted Directly To Downdraft Or As An Inline Blower
- ▶ Integral Installation Is Best Option For Performance & Efficiency
- ▶ Non-Ducted Recirculation Possible With Separate Accessory Kit



NEW

▶ **DHG6105NUC INLINE BLOWER**


- ▶ Capable Up To 600 CFM In Performance
- ▶ Installed 'Inline' With Your Ducting, Somewhere Between The Downdraft And Exterior, Such As Your Attic Or Crawl Space
- ▶ Inline Blowers Have The Relative Quietness Of A Remote Blower Without Being Visible Outside Your House. Better Performance Than Remote, But Not As Efficient As Integral Blowers



CURRENT

▶ **DHG6023RUC REMOTE BLOWER**

- ▶ Capable Up To 600 CFM In Performance
- ▶ Installed 'Remotely' And Separate From The Downdraft On A Rooftop Or A Wall
- ▶ An Option To Keep The Noise Level Down In The Kitchen Because The Blower Is Located Outside The Home



CURRENT

*Additional Accessories Required For Installation. See Manual



www.AskBoschLowe.com

- Chat with a knowledgeable representative
- Get answers to all of your Bosch appliance questions
- Obtain product information, inspiration and selling tools
- Gain knowledge of the most current products
- View Lowe's / Bosch current promotions
- Order missing parts for displays
- Mobile device optimized



Lowe.com/Bosch

- Brand page on Lowe.com

Text for Specs

- Text any Bosch model number to 21432 and receive product specifications back in just seconds!

Contact

- Customer Service - 800-944-2904

