

Invented for life



BOSCH

Price List

Mainline & Benchmark National

Q4 2022



Price List

Mainline & Benchmark National

Q4 2022

| | | | |
|-------------------------------------|-----|---------------------------------|------|
| Refrigeration | 1-1 | Microwaves | 7-1 |
| French Door Refrigerator | 1-1 | Over-the-Range Microwave Ovens | 7-1 |
| Bottom Freezer | 1-5 | Drawer Microwave Oven | 7-2 |
| | | Speed Ovens | 7-2 |
| Benchmark Refrigeration | 2-1 | Ovens | 8-1 |
| Built-In Bottom Freezer | 2-1 | Built-In Ovens | 8-1 |
| Built-In French Door Bottom Freezer | 2-2 | Warming Drawers | 8-10 |
| Built-In Single Door | 2-3 | Accessories | 8-10 |
| Accessories | 2-4 | | |
| Dishwashers | 3-1 | Cooktops | 9-1 |
| Dishwashers | 3-1 | Induction | 9-1 |
| ADA-Height Dishwashers | 3-7 | Electric | 9-4 |
| Accessories | 3-9 | Gas | 9-7 |
| | | Accessories | 9-10 |
| Laundry | 4-1 | Rangetops | 10-1 |
| Washers | 4-1 | Rangetops | 10-1 |
| Dryers | 4-3 | | |
| Accessories | 4-5 | Ventilation | 11-1 |
| Coffee Machine | 5-1 | Under-Cabinet Hoods/Accessories | 11-1 |
| Built-In | 5-1 | Island Hoods/Accessories | 11-2 |
| | | Chimney Wall Hoods | 11-3 |
| Ranges | 6-1 | Chimney Wall Hood Accessories | 11-4 |
| Freestanding Ranges—Induction | 6-1 | Pull-Out Hood/Accessories | 11-5 |
| Freestanding Ranges—Gas | 6-2 | Custom Inserts | 11-6 |
| Freestanding Ranges—Dual-Fuel | 6-3 | Custom Insert Accessories | 11-7 |
| Slide-in Ranges—Induction | 6-4 | Downdraft/Accessories | 11-8 |
| Slide-In Ranges—Electric | 6-5 | | |
| Slide-In Ranges—Gas | 6-6 | Index | 12-1 |
| Slide-in Ranges—Dual-Fuel | 6-7 | Index | 12-1 |
| Accessories | 6-8 | | |

FRENCH DOOR REFRIGERATOR

This price list supersedes all previous price lists. Prices listed herein do not include applicable state or local taxes.

| Model Number | Description | MAP | MSRP |
|--------------|-------------|-----|------|
|--------------|-------------|-----|------|

All Bosch Freestanding French Door Refrigerators Include the Following Features:

- | | | |
|-----------------------------|--------------------------------------|-------------------------------------|
| • Home Connect® Features | • MultiAirFlow® Circulation System | • LED Lighting |
| • ENERGY STAR® Certified | • Adjustable Tempered Glass Shelving | • Door Alarm |
| • SuperCool/SuperFreeze® | • Full-Width Chiller Drawer | • Ice Maker |
| • Built-In Look | • Hidden Hinges | • Gallon Door Storage Bins |
| • Stainless Steel Back Wall | | • SoftClose® Freezer/Drawer Closing |

500 Series

36" Freestanding Standard-Depth French Door Refrigerator, External Water and Ice—Stainless Steel

- | | | |
|---|---------------------------------------|------------------------------------|
| • QuickIce Pro System™ Makes up to 12 lbs. of Ice per Day* | • Easy to Clean Stainless Steel | • External Ice and Water Dispenser |
| • 26.0 cu.ft. | • Humidity Controlled Crisper Drawers | • UltraClarityPro® Water Filter |
| • Standard Depth | • Adjustable Garage Shelf | • Freezer with Two-Tiered Shelving |
| • 69" Height | • Full-Width Chiller Drawer | |



B36FD50SNS

B36FD50SNB



| | | | |
|---------------------------------------|--|--------------|--------------|
| NEW B36FD50SNS | Stainless Steel, Bar Handle | 2,999 | 3,299 |
| NEW B36FD50SNB | Black Stainless Steel, Bar Handle | 3,249 | 3,599 |

*Based on single ice maker production rates during a 24-hour period, measured per IEC standards, when the ice bin was removed. Results may vary depending on operating conditions.

FRENCH DOOR REFRIGERATOR

This price list supersedes all previous price lists. Prices listed herein do not include applicable state or local taxes.

| Model Number | Description | MAP | MSRP |
|--------------|-------------|-----|------|
|--------------|-------------|-----|------|

500 Series

36" Freestanding Counter-Depth French Door Refrigerator, External Water and Ice— Stainless Steel

- QuickIce Pro System™ Makes up to 12 lbs. of Ice per Day*
- 21.6 cu.ft.
- True Counter Depth
- 70" Height
- Easy to Clean Stainless Steel
- Humidity Controlled Crisper Drawers
- External Ice and Water Dispenser
- UltraClarityPro® Water Filter
- Freezer with Two-Tiered Shelving
- Extra Ice Bin in Freezer



B36CD50SNS

B36CD50SNB



| | | | |
|----------------------------|--|--------------|--------------|
| B36CD50SNS | Stainless Steel, Bar Handle | 3,299 | 3,649 |
| B36CD50SNB | Black Stainless Steel, Bar Handle | 3,549 | 3,949 |

*Based on single ice maker production rates during a 24-hour period, measured per IEC standards, when the ice bin was removed. Results may vary depending on operating conditions.

FRENCH DOOR REFRIGERATOR

This price list supersedes all previous price lists. Prices listed herein do not include applicable state or local taxes.

| Model Number | Description | MAP | MSRP |
|--------------|-------------|-----|------|
|--------------|-------------|-----|------|

800 Series

36" Freestanding Counter-Depth French Door Refrigerator—Stainless Steel

- Dual Compressor and Dual Evaporator
- 20.5 cu.ft.
- True Counter Depth
- 72" Height
- Easy to Clean Stainless Steel
- The All-New FarmFresh System® Keeps Food Fresher Longer*
- VitaFreshPro® drawer provides pre-programmed freshness settings to optimize temperature and humidity
- FlexBar® with shelving accessories
- Dual Activated Internal Water Dispenser
- Freezer with Three-Tiered Shelving
- Ice Scoop



B36CL80SNS



B36CL80ENS



| | | | |
|-----------------------------------|---|--------------|--------------|
| <u>B36CL80SNS</u> | Stainless Steel, Bar Handle | 3,699 | 4,099 |
| <u>B36CL80ENS</u> | Stainless Steel, Recessed Handle | 3,799 | 4,199 |

36" Freestanding Counter-Depth French Door Refrigerator Refreshment Center—Glass on Stainless Steel

- Glass Over Stainless Steel
- 20.5 cu.ft.
- True Counter Depth
- 72" Height
- Dual Compressor and Dual Evaporator
- Beverage Drawer Holds up to 17 Standard Wine Bottles or 35 Standard Beverage Cans
- Temperature-controlled middle drawer
- FlexBar® with Shelving Accessories
- Dual Activated Internal Water Dispenser
- Freezer with Three-Tiered Shelving
- Ice Scoop



B36CL81ENG



| | | | |
|-----------------------------------|--|--------------|--------------|
| <u>B36CL81ENG</u> | Glass on Stainless Steel, Integrated Handle | 4,799 | 5,299 |
|-----------------------------------|--|--------------|--------------|

*As compared to a Bosch refrigerator without FarmFresh System®. Results may vary among different foods.

FRENCH DOOR REFRIGERATOR

This price list supersedes all previous price lists. Prices listed herein do not include applicable state or local taxes.

| Model Number | Description | MAP | MSRP |
|--------------|-------------|-----|------|
|--------------|-------------|-----|------|

800 Series

36" Freestanding Counter-Depth French Door Refrigerator—Stainless Steel

- 20.8 cu.ft.
- True Counter Depth
- 72" Height
- Dual Compressor and Dual Evaporator
- Easy to Clean Stainless Steel
- The All-New FarmFresh System® Keeps Food Fresher Longer*
- Automatic VitaFreshPro®
- Dual Temperature and Humidity Controlled Crisper Drawers (individual)
- FlexBar® with shelving accessories
- Dual Activated Internal Water Dispenser
- Freezer with Three-Tiered Shelving
- Ice Scoop



B36CT80SNS



B36CT80SNB



| | | | |
|----------------------------|--|--------------|--------------|
| B36CT80SNS | Stainless Steel, Bar Handle | 3,499 | 3,849 |
| B36CT80SNB | Black Stainless Steel, Bar Handle | 3,749 | 4,149 |

*As compared to a Bosch refrigerator without FarmFresh System®. Results may vary among different foods.

BOTTOM FREEZER

This price list supersedes all previous price lists. Prices listed herein do not include applicable state or local taxes.

| Model Number | Description | MAP | MSRP |
|--------------|-------------|-----|------|
|--------------|-------------|-----|------|

All Bosch Counter-Depth Two Door Bottom Freezer Refrigerators Include the Following Features:

- | | | |
|--|---|--|
| <ul style="list-style-type: none"> • Counter Depth • Reversible Doors • Wine Rack | <ul style="list-style-type: none"> • MultiAirFlow® Circulation System • Spill-Proof Glass Shelves • Removable Freezer Bins | <ul style="list-style-type: none"> • CoolPaks • Door Alarm • ENERGY STAR® Certified |
|--|---|--|

500 Series

24" Freestanding Counter-Depth Two Door Bottom Freezer Refrigerator—Stainless Steel Door

- | | | |
|--|---|--|
| <ul style="list-style-type: none"> • 11 cu.ft. • 24"x79" European Style • Hidden Hinges | <ul style="list-style-type: none"> • SuperCool/SuperFreeze® • AirFresh Filter® • Sidewall LED Lighting | <ul style="list-style-type: none"> • HydroFresh Humidity-Controlled Crisper • Telescopic Drawers |
|--|---|--|

B11CB50SSS Stainless Steel, Bar Handle 2,899 3,199

Note: For model with internal ice maker (B11CB81SSS), see page 1-6.



B11CB50SSS



800 Series

24" Built-In Two Door Bottom Freezer Refrigerator—Custom Panel

- | | | |
|--|--|--|
| <ul style="list-style-type: none"> • Home Connect® Features • 8.4 cu.ft. • OptiFlex® Hinge • VitaFreshPro®—Stable Temperature and Humidity Controlled Drawer | <ul style="list-style-type: none"> • Installs True Flush • Dual Evaporators • Recessed LED Theater Lighting • Garage Shelving • Full Width Shelving | <ul style="list-style-type: none"> • Full Extension Drawers • Electronic Controls • SuperCool/SuperFreeze® • Economy/Vacation Mode |
|--|--|--|

B09IB91NSP Custom Panel 2,999 3,299



B09IB91NSP



This price list supersedes all previous price lists. Prices listed herein do not include applicable state or local taxes.

| Model Number | Description | MAP | MSRP |
|--------------|-------------|-----|------|
|--------------|-------------|-----|------|

800 Series

24" Freestanding Counter-Depth Two Door Bottom Freezer Refrigerator

- 10 cu.ft.
- 24" x 73" European Style
- Tempered Glass Refrigerator/Freezer Door
- HydroFresh Humidity-Controlled Crisper
- LED Bright Lighting
- Ice Trays



B10CB81NVB



B10CB81NVW



| | | | |
|-----------------------------------|-------------------------|--------------|--------------|
| B10CB81NVB | Black Glass Door | 2,999 | 3,299 |
| B10CB81NVW | White Glass Door | 2,999 | 3,299 |

24" Freestanding Counter-Depth Two Door Bottom Freezer Refrigerator—Stainless Steel Door

- 11 cu.ft.
- 24"x79" European Style
- Hidden Hinges
- SuperCool/SuperFreeze®
- AirFresh Filter®
- Sidewall LED Lighting
- HydroFresh Humidity-Controlled Crisper
- Telescopic Drawers
- Internal Ice Maker

| | | | |
|-----------------------------------|---|--------------|--------------|
| B11CB81SSS | Stainless Steel, with Internal Ice Maker | 3,099 | 3,449 |
|-----------------------------------|---|--------------|--------------|

Note: For model without internal ice maker (B11CB50SSS), see page 1-5.



B11CB81SSS



BUILT-IN BOTTOM FREEZER

This price list supersedes all previous price lists. Prices listed herein do not include applicable state or local taxes.

| Model Number | Description | MAP | MSRP |
|--------------|-------------|-----|------|
|--------------|-------------|-----|------|

All Bosch Benchmark Series Bottom Freezer and French Door Freezer Refrigerators Include the Following Features:

- Home Connect® Capability
- ENERGY STAR® Certified
- Installs True Flush or Framed
- Tall Door Built-In Refrigeration
- Sidewall LED Theater Lighting
- TFT Controls
- OptiFlex® Hinge
- MultiAirFlow® Circulation System
- Carbon Air Filter
- SuperCool/SuperFreeze®
- Full Width Shelving
- Full Extension Drawers
- Temperature Controlled Deli Drawer
- Gallon Door Bins
- Internal Ice Maker
- Water Filter
- Sabbath/Economy/Vacation Mode
- Dual Compressor and Evaporator

Benchmark Series

30" Built-In Two Door Bottom Freezer Refrigerator—Custom Panel

- 16.0 cu.ft.

[**B30IB905SP**](#)

Custom Panel

7,999 8,799



B30IB905SP



30" Built-In Two Door Bottom Freezer Refrigerator—Stainless Steel Panel

- 16.0 cu.ft.

Pre-Assembled Package Includes: Flat Stainless Panels • Bosch Handles

[**B30BB935SS**](#)

Stainless Steel

8,999 9,899



B30BB935SS



BUILT-IN FRENCH DOOR BOTTOM FREEZER

This price list supersedes all previous price lists. Prices listed herein do not include applicable state or local taxes.

| Model Number | Description | MAP | MSRP |
|--------------|-------------|-----|------|
|--------------|-------------|-----|------|

Benchmark Series

36" Fully-Integrated French Door Bottom Freezer Refrigerator—Custom Panel

- 19.5 cu.ft.



B36IT905NP

B36BT935NS



[B36IT905NP](#)

Custom Panel

8,699 9,599

[B36BT935NS](#)

Stainless Steel

9,899 10,899

BUILT-IN SINGLE DOOR

This price list supersedes all previous price lists. Prices listed herein do not include applicable state or local taxes.

| Model Number | Description | MAP | MSRP |
|--------------|-------------|-----|------|
|--------------|-------------|-----|------|

All Bosch Benchmark Series Single Door Freezers and Refrigerators Include the Following Features:

- Home Connect® Capability
- ENERGY STAR® Certified
- Tall Door Built-In Style
- Installs True Flush or Framed
- All-LED sidewall and theater lighting
- OptiFlex® Hinge
- MultiAirFlow® Circulation System
- TFT Controls

Benchmark Series

18" Built-In Single Door Freezer—Custom Panel

- 8.6 cu.ft.
- Internal Ice Maker
- Water Filter
- Single Compressor

[B18IF905SP](#)

18" Freezer, Custom Panel Single Door

5,999 6,599



B18IF905SP



30" Built-In Single Door Refrigerator—Custom Panel

- 17.2 cu.ft.
- Full Width Shelving
- Full Extension Drawers
- Humidity control drawer
- Gallon Door Bins
- VitaFresh System

[B30IR905SP](#)

30" Refrigerator, Custom Panel Single Door

6,999 7,699










B30IR905SP



This price list supersedes all previous price lists. Prices listed herein do not include applicable state or local taxes.

Accessories for Refrigeration

| Model Number | Description | MAP | MSRP | Mainline | | | | | Benchmark | | | | | | | | | | |
|--|--|------------|------------|-------------------------|------------------------|------------------------------------|------------|-------------------------|------------|------------|------------|------------|------------|------------|---|---|---|---|---|
| | | | | B20CS30SNS ¹ | B36CD50SN ₋ | B36CT ₋ SN ₋ | B36CL81ENG | B36CL80 ₋ NS | B18IF905SP | B30BB935SS | B30IB905SP | B30IR905SP | B36BT935NS | B36IT905NP | | | | | |
|  BORPLFTR30 | Water Filter | 40 | 49 | • ² | | | | | | | | | | | | | | | |
|  BORPLFTR55 | UltraClarityPro® Water Filter | 46 | 59 | • ³ | • | • | • | • | • | • | • | • | • | • | • | • | • | • | • |
|  FPETHKT50 | FreshProtect™ Ethylene Filter "Starter" Kit | 19 | 29 | | | • | | • | | | | | | | | | | | |
|  FPETHRF50 | FreshProtect™ Ethylene Filter "Refill" Kit | 9 | 9 | | | • | | • | | | | | | | | | | | |
|  BFL18IF800 | 18" Stainless Steel Flat Panel Freezer Door | 450 | 499 | | | | | | | • | | | | | | | | | |
|  BFL30IR800 | 30" Stainless Steel Flat Panel Freezer Door | 550 | 649 | | | | | | | | | | | | • | | | | |
|  B36HNDL800 | 36" Handle for Single Door | 100 | 109 | | | | | | | • | | | | | • | | | | |
| HEATKITB82 | Heater Kit | 399 | 439 | | | | | | | • | • | • | • | • | • | • | • | • | • |

Please make sure to order HEATKITB82 when installation is less than 6" apart but not connected, or for nontraditional side-by-side combinations without freezer column. A HEATKITB82 is recommended for use with any installation in areas that are subject to extreme humidity.

1 Discontinued
 2 B20CS30SNS/02
 3 B20CS30SNS/03

This price list supersedes all previous price lists. Prices listed herein do not include applicable state or local taxes.

| Model Number | Description | MAP | MSRP |
|--------------|-------------|-----|------|
|--------------|-------------|-----|------|

All Bosch 100 Series Dishwashers Include the Following Features:

- | | | |
|---|--|--|
| <p>Quality</p> <ul style="list-style-type: none"> • Anti-Finger Print Stainless Steel • Stainless Steel Tub with Polypropylene • 24/7 Overflow Protection • Flush Installation | <p>Efficiency</p> <ul style="list-style-type: none"> • 269 kWh/year • ENERGY STAR® Certified <p>Performance</p> <ul style="list-style-type: none"> • Wash System: PrecisionWash® • Drying System: PureDry™ | <ul style="list-style-type: none"> • Up to Six Wash Cycles Including: Heavy, Auto, Normal, Speed 60 and Rinse & Hold • Up to Three Performance-Enhancing Options |
|---|--|--|

100 Series

Quiet Operation

- 50 dBA

Design

- Standard Button Controls

Racks

- 14-Place Setting Capacity
- Utility Rack
- Manual Adjusting Upper Rack
- 2 Lower Rack Flip Tines
- 2 Silverware Baskets

Performance

- Additional Wash Cycles: Delicate, Express
- Additional Options: Delay Start, Sanitize (NSF certified to remove up to 99.9% of bacteria)



SHEM3AY55N

[SHEM3AY52N](#)

Recessed Handle, White

549 649

[SHEM3AY55N](#)

Recessed Handle, Stainless Steel with Silver Fascia

649 749

Quiet Operation

- 50 dBA

Design

- Electronic Scrolling Controls

Racks

- 14-Place Setting Capacity
- Manual Adjusting Upper Rack
- 2 Lower Rack Flip Tines
- 2 Silverware Baskets

Performance

- Additional Wash Cycles: Delicate, Express
- Additional Options: 3/6/9 H Delay Start, Sanitize (NSF certified to remove up to 99.9% of bacteria)



SHE3AR75UC

[SHE3AR72UC](#)

Recessed Handle, White

549 649

[SHE3AR75UC](#)

Recessed Handle, Stainless Steel with Silver Fascia

649 749

[SHE3AR76UC](#)

Recessed Handle, Black

549 649

Quiet Operation

- 49 dBA
- InfoLight®

Design

- Electronic Controls

Racks

- 14-Place Setting Capacity
- 2 Step RackMatic®
- Upper Rack Flip Tines
- 2 Silverware Baskets

Performance

- Additional Wash Cycles: Delicate
- Additional Options: 24 H Delay Start, and Extra Dry



SHVM4AYB3N

[SHVM4AYB3N](#)

Custom Panel

899 999

Quiet Operation

- 48 dBA
- InfoLight®

Design

- Electronic Controls
- Time Remaining Display

Racks

- 15-Place Setting Capacity
- Standard 3rd Rack
- 3 Step RackMatic®
- Upper & Lower Rack Flip Tines
- 1 Silverware Basket

Performance

- Additional Wash Cycles: Speed 60
- Additional Options: 24 H Delay Start, and Extra Dry, Sanitize (NSF certified to remove up to 99.9% of bacteria)



SHXM4AY55N

[SHXM4AY55N](#)

Bar Handle, Stainless Steel

899 999



This price list supersedes all previous price lists. Prices listed herein do not include applicable state or local taxes.

| Model Number | Description | MAP | MSRP |
|--------------|-------------|-----|------|
|--------------|-------------|-----|------|

All Bosch 300 Series Dishwashers Include the Following Features:

Quiet Operation

- 44 dBA
- InfoLight®
- Multiple Layers of Sound-Absorbing Insulation
- EcoSilence™ Dual Brushless Motor System
- Solid Molded Base to Absorb Noise while Minimizing Vibration

Design

- Flush Installation with Full Size Tub
- Electronic Controls
- Time Remaining Display

Racks

- 16 Place Setting Capacity
- Standard 3rd Rack
- 3 Step RackMatic®
- FlexSpace™ Tines
- 1 Flip Tine Upper Rack

Quality

- Deeper Full Stainless Steel Tub
- 24/7 AquaStop® Leak Protection System
- Easily Accessible 3-Stage Filtration System

Efficiency

- 269 kWh/yr
- ENERGY STAR® Certified

Performance

- Wash System: PrecisionWash®
- Drying System: PureDry™
- Five Wash Cycles: Auto Wash, Heavy, Normal Wash, Speed60, Rinse & Hold
- Four Options: Sanitize (NSF certified to remove up to 99.9% of bacteria), Extra Dry, 24H Delay Start, Half Load

300 Series

Racks

- 2 Silverware Baskets

| | | | |
|---|--|-------|-------|
| SHEM63W55N ¹ | Recessed Handle, Stainless Steel | 999 | 1,099 |
| SHSM63W55N | Scoop Handle, Stainless Steel | 1,049 | 1,199 |
| SHXM63W55N | Bar Handle, Stainless Steel | 1,099 | 1,249 |
| SHVM63W53N | Fully Integrated – Requires Custom Panel | 1,099 | 1,249 |



SHEM63W55N



SHSM63W55N



SHXM63W55N



SHVM63W53N

¹ No InfoLight®



This price list supersedes all previous price lists. Prices listed herein do not include applicable state or local taxes.

| Model Number | Description | MAP | MSRP |
|--------------|-------------|-----|------|
|--------------|-------------|-----|------|

All Bosch 500 Series Dishwashers Include the Following Features:

Featuring AutoAir™—which opens the door to let fresh air circulate for 40% drier dishes.*

Quiet Operation

- 44 dBA
- InfoLight®
- Multiple Layers of Sound-Absorbing Insulation
- EcoSilence™ Dual Brushless Motor System
- Solid Molded Base to Absorb Noise while Minimizing Vibration

Design

- **Pocket Handle Design**
- Flush Installation with Full Size Tub
- Electronic Controls
- Time Remaining Display

Racks

- 16 Place Setting Capacity
- **Flexible 3rd Rack**
- 3 Step RackMatic®
- **EasyGlide™ Upper Rack**
- FlexSpace™ Tines
- **2 Flip Tines Upper Rack**
- 2 Silverware Baskets

Quality

- Full Stainless Steel Tub
- 24/7 AquaStop® Leak Protection System
- Easily Accessible 3-Stage Filtration System

Efficiency

- 269 kWh/yr
- ENERGY STAR® Certified

Performance

- **Wash System:** PrecisionWash®
- **Drying System:** **AutoAir™**
- **Five Wash Cycles:** Heavy, Auto Wash, Normal Wash, Speed60, Rinse & Hold
- **Five Options:** **AutoAir™**, Sanitize (NSF certified to remove up to 99.9% of bacteria), 24H Delay Start, Half Load, **Delicate**

*Based on average drying performance of Bosch Dishwashers with AutoAir™ after seven hours as compared to Bosch Dishwashers with PureDry™.

500 Series

[SHPM65Z52N](#)

Pocket Handle, White

1,099 1,249

[SHPM65Z55N](#)

Pocket Handle, Stainless Steel

1,099 1,249



SHPM65Z52N



SHPM65Z55N



This price list supersedes all previous price lists. Prices listed herein do not include applicable state or local taxes.

| Model Number | Description | MAP | MSRP |
|--------------|-------------|-----|------|
|--------------|-------------|-----|------|

All Bosch 800 Series Dishwashers Include the Following Features:

Featuring CrystalDry™—a patented drying technology that transforms moisture into heat to get dishes, including plastics, 60% drier.*

Quiet Operation

- InfoLight® Except for Front Control Models
- Multiple Layers of Sound-Absorbing Insulation
- EcoSilence™ Dual Brushless Motor System
- Solid Molded Base to Absorb Noise while Minimizing Vibration

Design

- Flush Installation with Full Size Tub
- **Touch Controls**
- **Integrated Control System**
- Time Remaining Display
- **Self-Latching Door**

Racks

- 16 Place Setting Capacity

- 3 Step RackMatic®
- EasyGlide™ Upper Rack
- FlexSpace™ Tines
- 2 Flip Tines Upper Rack
- 2 Silverware Baskets

Quality

- Full Stainless Steel Tub
- 24/7 AquaStop® Leak Protection System
- Easily Accessible 3-Stage Filtration System
- **Quick Installation Kit Included**

Efficiency

- 269 KWh/yr
- ENERGY STAR® Certified

Performance

- **Wash System:** PrecisionWash®
- **Drying System:** PureDry™
- **Six Wash Cycles:** Heavy, Auto Wash, **Eco**, Normal Wash, Speed60, Rinse & Hold
- **Up to Six Options:** **CrystalDry™**, Sanitize (NSF certified to remove up to 99.9% of bacteria), **Delicate**, 24H Delay Start, Half Load

*Based on aggregate average drying performance of Bosch Dishwashers with CrystalDry™ on combined household load including plastics, glass, steel, and porcelain as compared to Bosch Dishwashers with PureDry™. Drying performance may vary by dish type.

800 Series

Quiet Operation

- **42 dBA**
- InfoLight®

Racks

- Flexible 3rd Rack

[SHPM78Z54N](#)

Pocket Handle, Black Stainless Steel

1,349 1,499



SHPM78Z54N

[SHPM78Z55N](#)

Pocket Handle, Stainless Steel

1,299 1,449



SHPM78Z55N

[SHXM78Z55N](#)

Bar Handle, Stainless Steel

1,349 1,499



SHXM78Z55N

[SHVM78Z53N](#)

Fully Integrated – Requires Custom Panel

1,349 1,499



SHVM78Z53N

Quiet Operation

- **40 dBA**
- InfoLight®

Racks

- **MyWay™ 3rd Rack**
- **2 Flip Tines Lower Rack**

Performance

- **Additional Options: Eco**

[SHPM88Z75N](#)

Pocket Handle, Stainless Steel

1,499 1,649



SHPM88Z75N

[SHXM88Z75N](#)

Bar Handle, Stainless Steel

1,499 1,649




SHXM88Z75N



DISHWASHERS

This price list supersedes all previous price lists. Prices listed herein do not include applicable state or local taxes.

| Model Number | Description | MAP | MSRP |
|--|---|---|---|
| 800 Series | | | |
| <p>Quiet Operation</p> <ul style="list-style-type: none"> • 42 dBA | <p>Racks</p> <ul style="list-style-type: none"> • Flexible 3rd Rack | <p>Performance</p> <ul style="list-style-type: none"> • Additional Options: Remote Start |  SHEM78ZH5N |
| SHEM78ZH5N* | Recessed Handle, Stainless Steel | 1,699 | 1,899 |



This price list supersedes all previous price lists. Prices listed herein do not include applicable state or local taxes.

| Model Number | Description | MAP | MSRP |
|--------------|-------------|-----|------|
|--------------|-------------|-----|------|

All Bosch Benchmark Series Dishwashers Include the Following Features:

Quiet Operation

- **38 dBA**
- InfoLight®
- Multiple Layers of Sound-Absorbing Insulation
- EcoSilence™ Dual Brushless Motor System
- Solid Molded Base to Absorb Noise while Minimizing Vibration

Design:

- Flush Installation with Full Size Tub
- **Touch Screen Display**
- Integrated Control System
- Time Remaining Display
- Self Latching Door

Racks

- 15 Place Setting Capacity
- 3 Step RackMatic®
- Flexible Third Rack
- **6 Flip Tines Upper Rack**
- **8 Flip Tines Lower Rack**
- **DoubleFlex™ Silverware Basket**

Quality:

- Full Stainless Steel Tub
- **24/7 AquaStop® Plus Leak Protection System**
- **Concealed heating element**
- **Interior Light**
- **Telescopic Glides on All 3 Loading Levels**
- **Stainless Steel Toekick**
- **Water Softener**
- **Vase Holder and Small Item Clips**
- **Made in Germany**
- **Corrugated shaped filter**
- Quick Installation Kit Included

Efficiency

- 269 kWh/yr
- **ENERGY STAR® Certified**

Performance

- **Seven Cycles:** Heavy, Auto Wash, **Glass**, Normal Wash, Speed60, **Express**, Rinse & Hold
- **Seven Options:** **ExtraDry**, Sanitize, Delicate, 24H Delay Start, Half Load, **ExtraScrub**, **SpeedPerfect**,

Benchmark® Series

[SHE89PW75N](#)

Recessed Handle TFT Display, Stainless Steel

2,299 2,549



SHE89PW75N

[SHX89PW75N](#)

Bar Handle TFT Display, Stainless Steel

2,299 2,549



SHX89PW75N

[SHV89PW73N¹](#)

Fully Integrated TFT Display Requires Custom Panel

2,299 2,549



SHV89PW73N

1 39 dBA



ADA-HEIGHT DISHWASHERS





This price list supersedes all previous price lists. Prices listed herein do not include applicable state or local taxes.



| Model Number | Description | MAP | MSRP |
|--------------|-------------|-----|------|
|--------------|-------------|-----|------|

All Bosch ADA-Height Dishwashers Include the Following Features:

- | | | |
|---|--|---|
| <p>Design</p> <ul style="list-style-type: none"> • Time Remaining Display • ADA Compliant Height (32" Tall) <p>Racks</p> <ul style="list-style-type: none"> • RackMatic® • Flexible Silverware Basket | <p>Quality</p> <ul style="list-style-type: none"> • Full Stainless Steel Tub • 24/7 AquaStop® Plus • Easily Accessible 3-Stage Filtration System <p>Efficiency</p> <ul style="list-style-type: none"> • 259 kWh/yr • ENERGY STAR® Certified | <p>Performance</p> <ul style="list-style-type: none"> • <i>Four Wash Cycles:</i> Heavy, Auto, Normal, Rinse & Hold • <i>Four Options:</i> Delicate, Extra Dry, Sanitize, 24H Delay Start |
|---|--|---|

300 Series EuroTub/ADA-Height 18" and 24"

| | | | |
|--|---|--|---|
| <p>Quiet Operation</p> <ul style="list-style-type: none"> • 46 dBA | <p>Racks</p> <ul style="list-style-type: none"> • Place Setting Capacity 10 (18" Width) • Standard 3rd Rack <p>Quality</p> <ul style="list-style-type: none"> • Made in Poland | <p>Performance</p> <ul style="list-style-type: none"> • <i>Additional Cycle:</i> Favorite • <i>Additional Options:</i> Machine Care, Remote Start • Home Connect® Allows You to Remotely Monitor and Control with Wi-Fi Connectivity |  <p>SPE53B52UC</p>  <p>SPE53B55UC</p>  <p>SPE53B56UC</p>  |
| <p>SPE53B52UC</p> | <p>18" Recessed Handle, White</p> | <p>999 1,099</p> | |
| <p>SPE53B55UC</p> | <p>18" Recessed Handle, Stainless Steel</p> | <p>999 1,099</p> | |
| <p>SPE53B56UC</p> | <p>18" Recessed Handle, Black</p> | <p>999 1,099</p> | |

| | | | |
|--|--|--|---|
| <p>Quiet Operation</p> <ul style="list-style-type: none"> • 46 dBA | <p>Racks</p> <ul style="list-style-type: none"> • Place Setting Capacity 14 <p>Quality</p> <ul style="list-style-type: none"> • Made in Germany • Water Softener | <p>Performance</p> <ul style="list-style-type: none"> • <i>Additional Cycle:</i> Favorite • <i>Additional Options:</i> Machine Care, Remote Start • Home Connect® Allows You to Remotely Monitor and Control with Wi-Fi Connectivity |  <p>SGE53B55UC</p>  |
| <p>SGE53B55UC</p> | <p>24" Recessed Handle, Stainless Steel</p> | <p>999 1,099</p> | |



ADA-HEIGHT DISHWASHERS

This price list supersedes all previous price lists. Prices listed herein do not include applicable state or local taxes.

| Model Number | Description | MAP | MSRP |
|--------------|-------------|-----|------|
|--------------|-------------|-----|------|

800 Series EuroTub/ADA-Height 18" and 24"

Quiet Operation

- 44 dBA
- InfoLight®

Racks

- Place Setting Capacity 10
- Standard 3rd Rack

Quality

- Made in Poland
- Vase Holder and Small Item Clips

Performance

- Additional Wash Cycles: **Delicate, Express, Favorite**
- Additional Options: Machine Care, Remote Start
- Home Connect® Allows You to Remotely Monitor and Control with Wi-Fi Connectivity



SPE68B55UC



SPX68B55UC



SPV68B55UC

[SPE68B55UC*](#)

18" Recessed Handle, Stainless Steel

1,099 1,249

[SPX68B55UC](#)

18" Bar Handle, Stainless Steel

1,199 1,349



[SPV68B53UC](#)

18" Fully Integrated – Requires Custom Panel

1,199 1,349

Quiet Operation

- 42 dBA
- InfoLight®

Racks

- Place Setting Capacity 15

Quality

- Made in Germany
- Water Softener
- Vase Holder and Small Item Clips

Performance

- Additional Wash Cycles: **CrystalDry™**, Favorite
- Additional Options: Machine Care, Remote Start
- Home Connect® Allows You to Remotely Monitor and Control with Wi-Fi Connectivity



SGX78B55UC



SGV78B53UC

[SGX78B55UC](#)

24" Bar Handle, Stainless Steel

1,349 1,499

[SGV78B53UC](#)

24" Fully Integrated – Requires Custom Panel












1,349 1,499



* No InfoLight®



This price list supersedes all previous price lists. Prices listed herein do not include applicable state or local taxes.





| Model Number | Description | MAP | MSRP | 100 Series | 300 Series | 500 Series | 800 Series | Benchmark | SPV68B53UC |
|--|--|-----|------|----------------|------------|------------|----------------|-----------|------------|
|  SGZ1010UC | Dishwasher Drain Hose Extension 76¾" | 18 | 19 | • | • | • | • | • | |
|  SGZ9091UC | Dishwasher Softener Salt (4.4 lbs) – Models with Water Softener Only | 16 | 19 | | | | | • | |
|  SGZ1052UC | Dishwasher Accessory Kit with Extra Tall Item Sprinkler, Vase/Bottle Holder, 3 Plastic Item Clips and Small Item Basket | 19 | 29 | • | | | | | |
|  SMZ1007UC | Bosch Dishwasher Bar Handle, Stainless Steel | 59 | 69 | | • | • | • | • | |
|  SMZ4026 | MyWay™ Rack Silverware Insert Accessory | 20 | 29 | | | | • ¹ | | |
|  SMZ4000UC | Flexible Silverware Basket | 25 | 29 | • | • | • | • | • | |
|  SMZ5000 | Dishwasher Accessory Kit with Extra Tall Item Sprinkler, Vase/Bottle Holder, 3 Plastic Item Clips and Small Item Basket | 19 | 29 | | • | • | • | • | |
|  SMZ5002UC | Anti-Tarnish Silverware Cassette with Clips | 25 | 29 | • | • | • | • | • | |
|  SMZ5003 | 18" Dishwasher Accessory Hinge for 4" Toekick Height Installation | 150 | 169 | | | | | | • |
|  SMZ5400 | MyWay™ Rack Large Silverware Insert Accessory | 30 | 39 | | | | • ¹ | | |
|  SMZCD200UC | Flexible 3rd Rack | 49 | 59 | • ² | • | • | • | • | |

1 SH_M88Z7_N models only
2 Alternative for SHXM4AY5_N only



ACCESSORIES

This price list supersedes all previous price lists. Prices listed herein do not include applicable state or local taxes.

| Model Number | Description | MAP | MSRP | 100 Series | 300 Series | 500 Series | 800 Series | Benchmark | SPV68B53UC |
|---|---|-----------|-----------|------------|------------|------------|------------|-----------|------------|
| Accessories for Dishwashers | | | | | | | | | |
|  | SMZEPCC1UC Power Cord Clips + Edge Protector Kit Edge Protector Is for Dishwasher Installations through Metal Cabinetry, for Water/drain/electrical Lines | 5 | 9 | • | • | • | • | • | |
|  | SMZ3IN1UC Dish Junction Box and Supply Hose Kit | 49 | 59 | • | • | • | • | • | • |
|  | SMZPCJB1UC Junction Box Kit (alternate to the 3-Prong Power Cord Kit) | 20 | 29 | • | • | • | • | • | |
|  | SMZSH002UC Bosch Dishwasher Water Supply Hose | 20 | 29 | | • | • | • | • | |



This price list supersedes all previous price lists. Prices listed herein do not include applicable state or local taxes.

| Model Number | Description | MAP | MSRP |
|--------------|-------------|-----|------|
|--------------|-------------|-----|------|

All Bosch Washers Include the Following Features:

- SpeedPerfect™ Provides up to 40% Faster Washing
- EcoSilence™ BLDC Motor for Quieter Operation
- ActiveClean® System
- Wave Profiled Stainless Steel Drum
- Anti-Vibration Circular Side Walls
- Spin Speed up to 1400 RPM
- ENERGY STAR® Certified
- Improved Energy Efficiency and Performance
- Energy Consumption 84 kWh/year
- Exceeds the February 2018 ENERGY STAR® Water Consumption Standards
- Child Lock
- Signal
- Internal Water Heater
- Installation: Stackable, Side-by-Side, Under Counter or Pedestal Option
- 208–240 V
- Plug type 240V; NEMA 6-15 (3 prong)

300 Series

24" Compact Washer

Design

- White Exterior with White Dial and White Door Ring
- Touch Control Display
- Large 2.2 cu.ft. Capacity, Wash up to 15.4 lbs or 16 Bath Towels
- Clear See-Through Window
- Matching Dryer WTG86403UC

Silence Level

- Washing/Spinning 54/73 dBA

15 Individually-Tailored Washing Programs

- Cotton Normal, Cotton Light Soil, Permanent Press, Permanent Press Heavy Soil, Permanent Press Light Soil, Jeans, Quick Wash 30 min., Heavy Duty, Delicates, Hand wash/Wool, Allergen,

Towels, Drum Clean, Drain, Rinse/Spin

6 Options

- SpeedPerfect™, Temperature, Finish In, Extra Rinse, Prewash, Spin Speed, Start/Pause
- Plugs into Wall Receptacle or Dryer Adapter (provided with each dryer)
- Hose Length: 48"



WAT28400UC



[WAT28400UC](#)

24" White Cabinet with White Dial and White Door Ring

1,149 1,299

500 Series

24" Compact Washer

Home Connect® Features

- App Allows You to Operate Washer From Anywhere In the Home
- Easy Start Option for Your Wash Cycle
- Energy Management Information

Design

- White Exterior with Silver/White Dial and Silver Door Ring
- Touch Control Display
- Large 2.2 cu.ft. Capacity, Wash up to 17.6 lbs or 18 Bath Towels

- Clear Glass Window with Bosch Magneto
- Matching Dryer WTW87NH1UC

Quality

- ENERGY STAR® Most Efficient Certified
- AquaShield® Hose Leak Protection System
- *Silence Level:* Washing/Spinning 52/72 dBA

14 Individually-Tailored Washing Programs

- Cotton, Mix, Permanent Press, Whitest Whites, Sanitize, Outdoor/Sport, Jeans, Quick 30, Bulky/

Large Items, Delicates, HandWash/Wool, Drum Clean, Spin/Drain, Rinse

10 Options

- SpeedPerfect™, Temperature, Finish In, Prewash, Spin Speed, Start/Pause, EcoPerfect™, Rinse Plus, Remote Start, Stains (Stains Program Treats Blood, Food Based, Red Wine and Grass Based Stains)
- Plugs into Wall Receptacle or Dryer Adapter (provided with each dryer)
- Hose Length: 59"



WAW285H1UC



[WAW285H1UC](#)

24" White Cabinet with Silver/White Dial and Silver Door Ring

1,449 1,599



This price list supersedes all previous price lists. Prices listed herein do not include applicable state or local taxes.

| Model Number | Description | MAP | MSRP |
|--------------|-------------|-----|------|
|--------------|-------------|-----|------|

800 Series

24" Compact Washer

Home Connect® Features

- App Allows You to Operate Washer from Anywhere in the Home
- Easy Start Option for Your Wash Cycle
- Energy Management Information

Design

- White Exterior with Chrome Illuminated Selection Dial and Chrome Door Ring
- Premium Large Touch Control Display
- Large 2.2 cu.ft. Capacity, Wash up to 17.6 lbs or 18 Bath Towels
- Interior LED Drum Light

- Clear Glass Window with Bosch Magneto
- Matching Dryer WTG865H4UC

Quality

- AquaStop® Plus Leak Protection System in the Hoses and the Base

Silence Level

- Washing/Spinning 50/71 dBA

14 Individually-Tailored Washing Programs

- Cotton, Permanent Press, Permanent Press Heavy Soil, Whitest Whites, Sanitize, Super Quick 15 min., Quick Wash 30 min., Bulky/Large Items,

- Delicates, Hand Wash/Wool, Towels, Drum Clean, Spin/Drain, Rinse

10 Additional Options

- SpeedPerfect™, Temperature, Finish In, Prewash, Spin Speed, Start/Pause, EcoPerfect™, Rinse Plus, Remote Start, Stains (Stains Program Treats Blood, Food Based, Red Wine and Grass Based Stains)
- Plugs into Wall Receptacle or Dryer Adapter (provided with each dryer)
- Hose Length: 59"



WAW285H2UC



WAW285H2UC

24" White Cabinet with Chrome Illuminated Selection Dial and Chrome Door Ring

1,649 1,849



This price list supersedes all previous price lists. Prices listed herein do not include applicable state or local taxes.

| Model Number | Description | MAP | MSRP |
|--------------|-------------|-----|------|
|--------------|-------------|-----|------|

All Bosch Dryers Include the Following Features:

- Large 4.0 cu.ft. Capacity
 - Anti-Vibration Circular Side Walls
 - Sensitive Drying System
 - Start/Pause to Add an Item
 - Child Lock
 - Extra-Fine Lint Filter
 - ActiveDry® System
- Installation**
 - Stackable, Side-by-Side, Under Counter or Pedestal Option
 - No Ducting Required
 - Drain Pump and Hose Included
- Power Cord Included with Plug Type: 240V; NEMA 6-15 (3 Prong). Dryer Is Also Supplied with a Power Adapter to Fit a Standard 4-Prong 30A Dryer Receptacle (NEMA 14-30R) and Powers Both Bosch Washer and Dryer

300 Series

24" Compact Condensation Dryer

Design

- White Exterior with White Dial and White Door Ring Touch Control Display
- Galvalume Drum
- Dry up to 15.4 lbs or 16 Bath Towels
- Clear See-Through Window
- Matching Washer WAT28400UC

Quality

- ENERGY STAR® Certified
- Energy Consumption 315 kWh/year

Silence Level

- 67 dBA

15 Individually-Tailored Drying Programs

- Cotton Extra Dry, Cotton Dry (Regular), Permanent Press Extra Dry, Permanent Press Dry,

Permanent Press Damp, Jeans, Quick Dry Auto, Air Fluff/No Heat, Time Dry Variable, Quick 40, Delicates, Heavy Duty, Sanitize, Hand Wash/Wool, Towels

6 Options

- Dry Level, Time Dry, Finish In, Wrinkle Block, Low Heat, Signal



WTG86403UC



WTG86403UC

**24" Ventless Condensation Drying System
White with White Dial and White Door Ring**

1,149 1,299

500 Series

24" Compact Heat Pump Dryer with Self-Cleaning Condenser

Home Connect® Features

- App Allows You to Operate Dryer from Anywhere in the Home
- Easy Start Option for Your Dry Cycle

Design

- White Exterior with Silver/White Dial and Silver Door Ring
- Touch Control Display
- Reversible Door (No Additional Parts Required)
- Stainless Steel Structured Drum

- Dry up to 17.6 lbs or 18 Bath Towels
- Clear Glass Window with Bosch Magneto
- Matching Washer WAW285H1UC

Quality

- ENERGY STAR® Most Efficient
- Energy Consumption 123 kWh/year

- Maintenance-Free Self-Cleaning Condenser
- Dual-layer Lint Filtration System

Silence Level

- 65 dBA

14 Individually-Tailored Drying Programs

- Cotton, Permanent Press, Mix, Jeans, Quick Dry Auto, Air Fluff, Time Dry, Quick 40, Anti Shrink, Outdoor/Sport, Delicates, Sanitize, HandWash/Wool, Bulky/Large Items

9 Options

- Dryness Level, Time Dry, Finish in, Wrinkle Block, Low Heat, Remote Start, Start/Pause, Level Adjust, End Signal



WTW87NH1UC



WTW87NH1UC

**24" Ventless Heat Pump Dryer with Self-Cleaning Condenser
White with Silver/White Dial and Silver Door Ring**

1,449 1,599



This price list supersedes all previous price lists. Prices listed herein do not include applicable state or local taxes.

| Model Number | Description | MAP | MSRP |
|--------------|-------------|-----|------|
|--------------|-------------|-----|------|

800 Series

24" Compact Condensation Dryer

Home Connect® Features

- App Allows You to Operate Dryer from Anywhere in the Home
- Easy Start Option for Your Dry Cycle

Design

- White Exterior with Chrome Illuminated Selection Dial and Chrome Door Ring
- Premium Large Touch Control Display
- Interior LED Drum Light
- Reversible Door (No Additional Parts Required)

- Stainless Steel Structured Drum
- Dry up to 17.6 lbs or 18 Bath Towels
- Clear Glass Window with Bosch Magneto
- Matching Washer WAW285H2UC

Quality

- ENERGY STAR® Certified
- Energy Consumption 315 kWh/year

Silence Level

- 63 dBA

14 Individually-Tailored Drying Programs

- SuperQuick 15, Cotton, Permanent Press, Jeans, Quick Dry Auto, Air Fluff, Time Dry, Quick 40, Anti Shrink, Delicates, Sanitize, Hand Wash/Wool, Towels, Bulky Large Items

9 Options

- Dryness Level, Time Dry, Finish in, Wrinkle Block, Low Heat, Remote Start, Start/Pause, Level Adjust, End Signal



WTG865H4UC



WTG865H4UC









**24" Ventless Condensation Drying System
White with Chrome Illuminated Selection Dial
and Chrome Door Ring**

1,649 1,849



ACCESSORIES

This price list supersedes all previous price lists. Prices listed herein do not include applicable state or local taxes.

| Model Number | Description | MAP | MSRP | Washers | | | Dryers | | |
|---|--|-----|------|------------|------------|------------|----------------|----------------|----------------|
| | | | | WAT28400UC | WAW285H1UC | WAW285H2UC | WTG86403UC | WTG865H4UC | WTW87NH1UC |
|  | <u>WMZ20600</u> Drying Rack for Wool items, Shoes, etc. for Bosch 24" Dryers | 79 | 89 | | | | • | • | • |
|  | <u>WMZPW20W</u> Pedestal with Drawer for 24" Washer | 299 | 329 | • | • | • | | | |
|  | <u>WTZPW20D</u> Pedestal with Drawer for 24" Dryer | 299 | 329 | | | | • | • | • |
|  | <u>WTZ11400UC</u> Stacking Kit with Pull Out Tray | 149 | 169 | • | • | • | • | • | • |
|  | <u>WTZ20410UC</u> Stacking Kit without Pull Out Tray | 49 | 59 | • | • | • | • | • | • |
|  | <u>WTZPA20UC</u> Dryer Power Adapter - 4 Prong 240V; NEMA 14-30R to 6-15R | 69 | 79 | | | | • ¹ | • ¹ | • ¹ |
|  | <u>WTZPA30US</u> Dryer Power Adapter - 3 Prong 240V; NEMA 10-30R to 6-15R | 69 | 79 | | | | • ¹ | • ¹ | • ¹ |
|  | <u>WTZSB30UC</u> Bracket Style Stacking Kit | 49 | 59 | • | • | • | • | • | • |

¹ Adapter only works with dryers listed in this guide.



This price list supersedes all previous price lists. Prices listed herein do not include applicable state or local taxes.

| Model Number | Description | MAP | MSRP |
|--------------|-------------|-----|------|
|--------------|-------------|-----|------|

800 Series

24" Built-In Coffee Machine

- Home Connect® App Allows You to Prepare Coffee from Anywhere in the Home
- Within Minutes Prepare Espressos, Cappuccinos, Lattes, Macchiato and More
- MyFavorites Stores up to 8 of Your Favorite Coffee Preferences
- Large TFT Color Touch Screen Interface
- Automatic System for Cleaning, Milk Steam Rinsing and Descaling
- AromaPro Provides Constant Pressure for an Enhanced Coffee Experience
- Grinding Settings for Dark or Light Coffee
- CoffeeSensor Measures the Ground Coffee after Each Grinding Cycle
- OneTouch DoubleCup Dispenses Two Beverages at the Same Time
- Integrated Built-In Sensors Will Alert You When Coffee, Water Level Is Low
- AromaDouble Shot Prepares Extra-Strong Coffee with Less Bitterness
- Individual Cup Volume Allows You to Adjust Your Coffee Cup Size
- 1 lb. Bean Container
- 10-Cup Water Reservoir
- Stainless Steel 17 oz. Milk Container
- Drip Tray Removable for Cleaning
- 120 V



BCM8450UC



| | | | |
|----------------------------------|--------------------------------------|--------------|--------------|
| <u>BCM8450UC</u> | Bosch Built-In Coffee Machine | 3,699 | 4,099 |
|----------------------------------|--------------------------------------|--------------|--------------|

Accessories for Coffee Machine

| Accessories for Coffee Machine | | | | | BCM8450UC |
|--------------------------------|-----------------------------------|------------------------|------------|------------|-----------|
| | <u>HEZCMT3050</u> | 30" SS Trim Kit | 429 | 479 | • |

For coffee accessories, please see the Cleaners & Accessories Price List.

FREESTANDING RANGES—INDUCTION

This price list supersedes all previous price lists. Prices listed herein do not include applicable state or local taxes.

| Model Number | Description | MAP | MSRP |
|--------------|-------------|-----|------|
|--------------|-------------|-----|------|

All Bosch Induction Ranges Include the Following Features:

- | | | |
|---|---|--|
| <ul style="list-style-type: none"> • Genuine European Convection • Easy to View Inclined Display • 8 Cooking Modes • Sabbath Mode | <ul style="list-style-type: none"> • Faster than Gas or Electric • Temperature Probe • Dampened Hinges Softly Guide the QuietClose Door Shut | <ul style="list-style-type: none"> • Heavy-Duty Metal Knobs • One Halogen Light • Catalytic Clean Cavity • Kitchen Timer |
|---|---|--|

800 Series

30" Industrial-Style Induction Range

- | | | |
|--|--|--|
| <ul style="list-style-type: none"> • 4 Induction Zones • Oven Capacity at 3.9 cu.ft. | <ul style="list-style-type: none"> • 2 Standard Racks • 2,700 W Convection Element | <ul style="list-style-type: none"> • Electrical supply: 40 A, 240 V/208 V |
|--|--|--|

| | |
|-----------------------|-----------------------|
| LR: 1,400 W / 2,200 W | RR: 1,850 W / 3,000 W |
| LF: 2,300 W / 3,700 W | RF: 2,300 W / 3,700 W |



HIS8055U

HIS8055U

Stainless Steel

4,399 4,849

36" Industrial-Style Induction Range

- | | | |
|--|--|--|
| <ul style="list-style-type: none"> • First 36" Bosch Range with the Most Powerful Element of 5,500 W and CombiZone™ | <ul style="list-style-type: none"> • 5 Induction Zones • Oven Capacity at 3.7 cu.ft. • 1 Telescopic Rail with Rack • 1 Standard Rack | <ul style="list-style-type: none"> • 2,500 W Convection Element • Electrical supply: 50 A, 240 V/208 V |
|--|--|--|

| | | |
|-----------------------|----------------------|-----------------------|
| LR: 1,850 W / 3,000 W | C: 1,850 W / 3,000 W | RR: 1,400 W / 2,200 W |
| LF: 1,850 W / 3,000 W | | RF: 2,300 W / 3,700 W |



HIS8655U

HIS8655U

Stainless Steel

6,199 6,849

FREESTANDING RANGES—GAS

This price list supersedes all previous price lists. Prices listed herein do not include applicable state or local taxes.

| Model Number | Description | MAP | MSRP |
|--------------|-------------|-----|------|
|--------------|-------------|-----|------|

All Bosch Industrial-Style Gas Ranges Include the Following Features:

- Powerful 18,000 BTU Dual Flame Burner
- 3 Cooking Modes
- 17,000 BTU Bake Burner
- Dishwasher-Safe Grates
- Continuous Grate Design
- Heavy Metal Knobs
- One Halogen Light
- Catalytic Clean Cavity
- Kitchen Timer
- LP Conversion Kit
- Electrical Supply: 15 A, 120 V

800 Series

30" Industrial-Style Gas Range

- 5 Burners
- Oven Capacity at 3.7 cu.ft.
- 2 Standard Racks
- 11,500 BTU Broil Burner

| | | |
|---------------------|--------------------|---------------------|
| LR: 10,000 BTU (NG) | C: 18,000 BTU (NG) | RR: 5,000 BTU (NG) |
| LF: 5,000 BTU (NG) | | RF: 10,000 BTU (NG) |

[HGS8055UC](#)

Stainless Steel

3,699 4,099

[HGS8045UC](#)

Black Stainless Steel

4,199 4,649



HGS8055UC



HGS8045UC

36" Industrial-Style Gas Range

- 6 Burners Adding More Flexibility to Your Cooking
- Oven Capacity at 3.5 cu.ft.
- 1 Telescopic Rail with Rack
- 1 Standard Rack
- 14,000 BTU Broil Burner

| | | |
|---------------------|---------------------|---------------------|
| LR: 5,000 BTU (NG) | CR: 10,000 BTU (NG) | RR: 10,000 BTU (NG) |
| LF: 18,000 BTU (NG) | CF: 10,000 BTU (NG) | RF: 10,000 BTU (NG) |

[HGS8655UC](#)

Stainless Steel

4,899 5,399

[HGS8645UC](#)

Black Stainless Steel

5,499 6,049



HGS8655UC



HGS8645UC

FREESTANDING RANGES—DUAL FUEL

This price list supersedes all previous price lists. Prices listed herein do not include applicable state or local taxes.

| Model Number | Description | MAP | MSRP |
|--------------|-------------|-----|------|
|--------------|-------------|-----|------|

All Bosch Industrial-Style Dual-Fuel Ranges Include the Following Features:

- | | | |
|--|---|---|
| <ul style="list-style-type: none"> • Powerful 18,000 BTU Dual Flame Burner • Genuine European Convection • 8 Cooking Modes • Sabbath Mode • Temperature Probe | <ul style="list-style-type: none"> • 1,700 W Bake Element • 2,900 W Broil Element • Dishwasher-Safe Grates • Continuous Grate Design • Heavy Metal Knobs | <ul style="list-style-type: none"> • One Halogen Light • Catalytic Clean Cavity • Kitchen Timer • LP Conversion Kit • Electrical Supply: 20 A, 240 V/208 V |
|--|---|---|

800 Series

30" Industrial-Style Dual Fuel Range

- | | |
|--|--|
| <ul style="list-style-type: none"> • 5 Burners • Oven Capacity at 3.9 cu.ft. | <ul style="list-style-type: none"> • 2 Standard Racks • 2,700 W Convection Element |
|--|--|

| | | |
|---------------------|---------------------|---------------------|
| LR: 10,000 BTU (NG) | CR: 18,000 BTU (NG) | RR: 5,000 BTU (NG) |
| LF: 5,000 BTU (NG) | | RF: 10,000 BTU (NG) |

| | | | |
|---------------------------------|------------------------------|--------------|--------------|
| <u>HDS8055U</u> | Stainless Steel | 3,899 | 4,299 |
| <u>HDS8045U</u> | Black Stainless Steel | 4,299 | 4,749 |



HDS8055U



HDS8045U

36" Industrial-Style Dual Fuel Range

- | | |
|--|--|
| <ul style="list-style-type: none"> • 6 Burners Adding More Flexibility to Your Cooking • Oven Capacity at 3.7 cu.ft. | <ul style="list-style-type: none"> • 1 Telescopic Rail with Rack • 1 Standard Rack • 2,500 W Convection Element |
|--|--|

| | | |
|---------------------|---------------------|---------------------|
| LR: 5,000 BTU (NG) | CR: 10,000 BTU (NG) | RR: 10,000 BTU (NG) |
| LF: 18,000 BTU (NG) | CF: 10,000 BTU (NG) | RF: 10,000 BTU (NG) |

| | | | |
|---------------------------------|------------------------------|--------------|--------------|
| <u>HDS8655U</u> | Stainless Steel | 5,799 | 6,399 |
| <u>HDS8645U</u> | Black Stainless Steel | 6,299 | 6,949 |



HDS8655U



HDS8645U

SLIDE-IN RANGES—INDUCTION

This price list supersedes all previous price lists. Prices listed herein do not include applicable state or local taxes.

| Model Number | Description | MAP | MSRP |
|--------------|-------------|-----|------|
|--------------|-------------|-----|------|

All Bosch Induction Slide-In Ranges Include the Following Features:

- The Bosch Slide-In Range Fits in Any Freestanding Range Cutout
- 400 W Warming Drawer
- Touch Control for Easier Operation of the Oven
- Temperature Conversion for Convection Cooking
- 2–4 hr Time-Adjustable Self Clean
- Temperature Probe
- Extra Large Door Window
- Star-K Certified 100°–450°F
- Rear Vent Trim Included
- 17 Heat Levels
- A 11" Heating Element Offers 3,700 W of Power
- Faster than Gas or Electric
- Easier to Clean and More Efficient
- SpeedBoost®
- ChildLock
- SafeStart
- 2,000 W Convection Ring Element
- Genuine European Convection
- Fast Preheat™
- Large Oven Capacity at 4.6 cu.ft.
- Recessed 8-Pass 3,800 W Broil Element
- Powerful 2,400 W 4-Pass Bake Element
- Electrical Supply: 40 A

800 Series

30" Induction Slide-In Range

- 11 Specialized Cooking Modes
- One Oven Light
- Large Oven Capacity at 4.6 cu.ft.
- 3 Standard Racks

| | |
|---|--|
| LR: 9" @ 2,200 W/3,700 W (SpeedBoost®) | RR: 11" @ 2,600 W/3,700 W (SpeedBoost®) |
| LF: 6" @ 1,400 W/2,200 W (SpeedBoost®) | RF: 6" @ 1,400 W/2,200 W (SpeedBoost®) |

HI18057U

Stainless Steel

3,799 4,199

HI18047U

Black Stainless Steel

3,999 4,399



HI18057U



HI18047U

Benchmark Series

30" Induction Slide-In Range

- QuietClose® Door
- A Full-Extension Telescopic Rack
- Two Oven Lights
- Kitchen Timer
- FlexInduction® Cooktop Can Combine Two Cooking Zones into One Continuous Surface
- PowerMove®
- PotSense
- PreciseSelect®
- 1 Telescopic Rack, 2 Standard racks

| | | |
|---|--|--|
| LR : 8" x 9" @ 2,200 W/3,600 W (SpeedBoost®) | RR: 11" @ 2,600 W/3,700 W (SpeedBoost®) | Full Zone: 16" x 9" @ 3,300 W/3,600 W (SpeedBoost®) |
| LF: 8" x 9" @ 2,200 W/3,600 W (SpeedBoost®) | RF: 6" @ 1,400 W/2,200 W (SpeedBoost®) | |

HIIP057U

30" Induction Slide-In Range

4,099 4,549



HIIP057U

SLIDE-IN RANGES—ELECTRIC

This price list supersedes all previous price lists. Prices listed herein do not include applicable state or local taxes.

| Model Number | Description | MAP | MSRP |
|--------------|-------------|-----|------|
|--------------|-------------|-----|------|

All Bosch Electric Slide-In Ranges Include the Following Features:

- The Bosch Slide-In Range Fits in Any Freestanding Range Cutout
- 400 W Warming Drawer
- Touch Control for Easier Operation of the Oven
- Temperature Conversion for Convection Cooking
- 2–4 hr Time-Adjustable Self Clean
- Extra Large Door Window
- Star-K Certified 100°–450° F
- Rear Vent Trim Included
- 2,000 W Convection Ring Element
- Genuine European Convection
- Heavy-Duty Metal Knobs
- 11 Specialized Cooking Modes
- Fast Preheat™
- Kitchen Timer
- Large Oven Capacity at 4.6 cu.ft.
- Recessed 8-Pass 3,800 W Broil Element
- Powerful 2,400 W 4-Pass Bake Element
- Electrical Supply: 40 A

800 Series

30" Electric Slide-In Range

- 2,000 W Convection Ring Element
- 3 Standard Racks

| |
|--------------------------------|
| LR: 6" @ 1,200 W |
| LF: 9"/6" @ 3,000 W/1,400 W |

| |
|----------------------------------|
| C: 6" @ 100 W Warming Element |
|----------------------------------|

| |
|-----------------------|
| RR: 6" @ 1,200 W |
| RF: 9.5" @ 3,200 W |



HEI8056U



HEI8046U

[HEI8056U](#)

Stainless Steel

2,399 2,649

[HEI8046U](#)

Black Stainless Steel

2,599 2,899

Benchmark Series

30" Electric Slide-In Range

- QuietClose® Door
- Temperature Probe
- A Full-Extension Telescopic Rack
- Two Oven Lights
- Cook with 6", 9" or 12" Elements
- 1 Telescopic Rack, 2 Standard racks

| |
|--|
| LR: 6" @ 1,200 W |
| LF: 6"/9"/12" @ 1,050 W/1,950 W/3,000 W |

| |
|----------------------------------|
| C: 6" @ 100 W Warming Element |
|----------------------------------|

| |
|-----------------------|
| RR: 6" @ 1,200 W |
| RF: 9.5" @ 3,200 W |



HEIP056U

[HEIP056U](#)

30" Electric Slide-In Range

2,999 3,299

SLIDE-IN RANGES—GAS

This price list supersedes all previous price lists. Prices listed herein do not include applicable state or local taxes.

| Model Number | Description | MAP | MSRP |
|--------------|-------------|-----|------|
|--------------|-------------|-----|------|

All Bosch Gas Slide-In Ranges Include the Following Features:

- The Bosch Slide-In Range Fits in Any Freestanding Range Cutout
- 400 W Warming Drawer
- Touch Control for Easier Operation of the Oven
- Temperature Conversion for Convection Cooking
- 2–4 hr Time-Adjustable Self Clean
- Extra Large Door Window
- Star-K Certified 100°–450°F
- Rear Vent Trim Included
- Heavy-Duty Metal Knobs
- Low-Profile Continuous Grate Design
- Stainless Steel Maintop
- 9 Specialized Cooking Modes
- Standard Convection
- 5 Burners Add Flexibility to Your Cooking
- Kitchen Timer
- Large Oven Capacity at 4.8 cu.ft.
- 18,000 BTU Bake Burner
- 12,500 BTU Broil Burner
- LP Conversion Kit Included
- Electrical Supply: 15 A

800 Series

30" Gas Slide-In Range

- Powerful 18,000 BTU Center Burner
- 3 Standard Racks

LR: 5,000 BTU (NG)

LF: 10,000 BTU (NG)

C: 18,000 BTU (NG)

RR: 5,000 BTU (NG)

RF: 15,000 BTU (NG)

[HG18056UC](#)

Stainless Steel

2,549 2,849

[HG18046UC](#)

Black Stainless Steel

2,749 3,049



HG18056UC



HG18046UC

Benchmark Series

30" Gas Slide-In Range

- QuietClose® Door
- Temperature Probe
- A Full-Extension Telescopic Rack
- Temperature Probe
- Two Oven Lights
- Powerful 20,000 BTU Center Dual-Stacked Burner Designed for Faster Boiling and Low Simmer
- 1 Telescopic Rack, 2 Standard racks

LR: 5,000 BTU (NG)

LF: 10,000 BTU (NG)

C: 20,000 BTU (NG)
Dual-Stacked

RR: 5,000 BTU (NG)

RF: 15,000 BTU (NG)

[HGIP056UC](#)

30" Gas Slide-In Range

2,949 3,249



HGIP056UC

SLIDE-IN RANGES—DUAL FUEL

This price list supersedes all previous price lists. Prices listed herein do not include applicable state or local taxes.

| Model Number | Description | MAP | MSRP |
|--------------|-------------|-----|------|
|--------------|-------------|-----|------|

All Bosch Dual-Fuel Slide-In Ranges Include the Following Features:

- The Bosch Slide-In Range Fits in Any Freestanding Range Cutout
- 400 W Warming Drawer
- Touch Control for Easier Operation of the Oven
- Temperature Conversion for Convection Cooking
- 2–4 hr Time-Adjustable Self Clean
- Extra Large Door Window
- Star-K Certified 100°–450°F
- Rear Vent Trim Included
- Heavy-Duty Metal Knobs
- Low-Profile Continuous Grate Design
- Stainless Steel Maintop
- 11 Specialized Cooking Modes
- 2,000 W Convection Ring Element
- Genuine European Convection
- Temperature Probe
- Fast Preheat™
- 5 Burners Add Flexibility to Your Cooking
- Large Oven Capacity at 4.6 cu.ft.
- Recessed 8-Pass 3,800 W Broil Element
- Powerful 2,400 W 4-Pass Bake Element
- LP Conversion Kit Included
- Electrical Supply: 30 A

800 Series

30" Dual Fuel Slide-In Range

- Powerful 18,000 BTU Center Burner
- Two Oven Lights
- Kitchen Timer
- 3 Standard Racks

| | | |
|---------------------|--------------------|---------------------|
| LR: 5,000 BTU (NG) | C: 18,000 BTU (NG) | RR: 5,000 BTU (NG) |
| LF: 10,000 BTU (NG) | | RF: 15,000 BTU (NG) |



HD18056U

[HD18056U](#)

Stainless Steel

2,949 3,249

Benchmark Series

30" Dual Fuel Slide-In Range

- QuietClose® Door
- A Full-Extension Telescopic Rack
- Temperature Probe
- Two Oven Lights
- Kitchen Timer
- Powerful 20,000 BTU Center Dual-Stacked Burner Designed for Faster Boiling and Low Simmer
- 1 Telescopic Rack, 2 Standard racks

| | | |
|---------------------|------------------------------------|---------------------|
| LR: 5,000 BTU (NG) | C: 20,000 BTU (NG) Dual-Stacked | RR: 5,000 BTU (NG) |
| LF: 10,000 BTU (NG) | | RF: 15,000 BTU (NG) |



HDIP056U













[HDIP056U](#)

30" Dual-Fuel Slide-In Range

3,349 3,699







ACCESSORIES

This price list supersedes all previous price lists. Prices listed herein do not include applicable state or local taxes.

| Model Number | Description | MAP | MSRP | Induction | | Gas | | Dual Fuel | |
|---|---|-----|------|-----------|--------|--------|--------|-----------|--------|
| | | | | 30" SS | 36" SS | 30" SS | 36" SS | 30" BS | 36" BS |
|  | HEZ9GR41UC Griddle for Industrial Style Range | 229 | 259 | | | • | • | • | • |
|  | HEZ9GW23UC Wok Ring for Industrial Style Range | 69 | 79 | | | • | • | • | • |
|  | HEZ9YZ30UC 9" Low Backguard for 30" Industrial Style Range, Stainless Steel | 179 | 199 | • | | • | | • | |
|  | HEZ9YZ36UC 9" Low Backguard for 36" Industrial Style Range, Stainless Steel | 189 | 209 | | • | | • | | • |
|  | HEZ8YZ30UC 9" Low Backguard for 30" Industrial Style Range, Black Stainless Steel | 229 | 259 | | | | • | | • |
|  | HEZ8YZ36UC 9" Low Backguard for 36" Industrial Style Range, Black Stainless Steel | 239 | 269 | | | | | • | • |
|  | HEZ9ZZ30UC 3" Rear Vent Trim Extension for 30" Industrial Style Range, Stainless Steel | 119 | 139 | • | | • | | • | |
|  | HEZ9ZZ36UC 3" Rear Vent Trim Extension for 36" Industrial Style Range, Stainless Steel | 119 | 139 | | • | | • | | • |
|  | HEZ8ZZ30UC 3" Rear Vent Trim Extension for 30" Industrial Style Range, Black Stainless Steel | 139 | 159 | | | | • | | • |
|  | HEZ8ZZ36UC 3" Rear Vent Trim Extension for 36" Industrial Style Range, Black Stainless Steel | 139 | 159 | | | | | • | • |
|  | HEZ9YZ04UC Side Panel Extension Kit for Industrial Style Range, Stainless Steel Provides full side coverage extending to rear of range | 89 | 99 | • | • | • | | • | • |
|  | HEZ8YZ04UC Side Panel Extension Kit for Industrial Style Range, Black Stainless Steel Provides full side coverage extending to rear of range | 99 | 109 | | | | • | • | • |














ACCESSORIES

This price list supersedes all previous price lists. Prices listed herein do not include applicable state or local taxes.

| Model Number | Description | MAP | MSRP | Induction | | Gas | | Dual Fuel | |
|---|---|-----|------|-----------|--------|--------|--------|-----------|--------|
| | | | | 30" SS | 36" SS | 30" BS | 36" BS | 30" BS | 36" BS |
|  | HEZ9TK30UC Range Toe Kick 30", Stainless Steel | 219 | 249 | • | • | | | • | |
|  | HEZ9TK36UC Range Toe Kick 36", Stainless Steel | 239 | 269 | | • | | • | | • |
|  | HEZ8TK30UC Range Toe Kick 30", Black Stainless Steel | 229 | 259 | | | | • | | • |
|  | HEZ8TK36UC Range Toe Kick 36", Black Stainless Steel | 249 | 279 | | | | | • | • |
|  | HEZ9LLUC Range Feet Premium 30"/36", Stainless Steel-Set of 4 | 79 | 89 | • | • | • | • | • | • |
|  | HEZ8LLUC Range Feet Premium 30"/36", Black Stainless Steel-Set of 4 | 149 | 169 | | | • | • | • | • |

ACCESSORIES

This price list supersedes all previous price lists. Prices listed herein do not include applicable state or local taxes.

| Model Number | Description | MAP | MSRP | Induction | Electric | Gas | Dual Fuel |
|---|---|------------|------------|----------------|----------|-----|-----------|
|  | HEZ298102 Wok Ring—Attaches to Grates | 69 | 79 | | | • | |
|  | Stainless Steel Pan with Aluminum Core Optimized for Cooking with AutoChef® Element • Superior Heat Distribution | | | • | • | • | • |
| | HEZ390210 8" Pan for 6" Element | 89 | 99 | | | | |
|  | HEZ390220 9" Pan for 7" Element | 99 | 109 | • | • | • | • |
|  | HEZ390230 10" Pan for 8" and 9" Elements | 119 | 139 | • | • | • | • |
|  | HEZGR301 Griddle for on Top of Gas Grates | 139 | 159 | | | • | |
|  | Teppanyaki Works on Electric and Induction Cooking Surfaces • Optimized for Cooking on Induction Cooktops | | | • | • | | |
| | HEZ390512 Teppanyaki | 369 | 409 | | | | |
|  | Non-Stick Induction Grill Non-Stick Cast Aluminum with a Thick Ferromagnetic Base • Ideal for Grilling Meats, Seafood and Vegetables | | | • ¹ | | | |
| | HEZ9GR37UC 17" x 9" Grill Pan | 249 | 279 | | | | |
|  | HEZTR301 Gliding Telescopic Rack | 279 | 309 | • | • | • | |
|  | HEZBS301 4" Low Back Accessory for Electric and Induction Slide-In Ranges | 249 | 279 | • | • | | |
|  | HGZBS301 4" Low Back Accessory for Gas Slide-In Ranges | 219 | 249 | | | • | |
|  | HDZBS301 4" Low Back Accessory for Dual-Fuel Slide-In Ranges | 249 | 279 | | | | • |
|  | HDZIT301 Island Trim Accessory for Use in Dual-Fuel Range Island Applications | 249 | 279 | | | | • |
|  | HGZIT301 Island Trim Accessory for Use in Gas Range Island Applications | 219 | 249 | | | • | |

¹ FlexInduction® Models Only

OVER-THE-RANGE MICROWAVE OVENS

This price list supersedes all previous price lists. Prices listed herein do not include applicable state or local taxes.

| Model Number | Description | MAP | MSRP |
|--------------|-------------|-----|------|
|--------------|-------------|-----|------|

All Bosch Over-the-Range Microwaves Include the Following Features:

- | | | |
|---|---|--|
| <ul style="list-style-type: none"> • Design-Matched for Use in Combination with Bosch Range or Cooktop • Exclusive Stainless Steel Handle • Easy to Read White LCD Display • Easy to Use Touch Control • Side-Hinged Door Allows Full Access to Microwave Cavity | <ul style="list-style-type: none"> • Installation for Recirculation or Outside Venting • Reheat Setting • Potato Program • Automatic Defrost • Popcorn Program • Timer with Cook Time and Automatic Shut Off Function | <ul style="list-style-type: none"> • Convenient Kitchen Timer • Easily Adds 30 Seconds to Cooking Time • 10 Microwave Power Levels • Plugs into Standard 110 V, 3-Prong Outlet |
|---|---|--|

300 Series

30" Over-the-Range Microwave

- | | | |
|---|---|---|
| <ul style="list-style-type: none"> • Stainless Steel Colored Vent Grid | <ul style="list-style-type: none"> • 1.6 cu.ft. Large Oven Capacity • Large 13 1/2" Glass Turntable | <ul style="list-style-type: none"> • Three-Speed Vent with up to 300 CFM Power • Two Surface Lights for Bright Cooktop Illumination |
|---|---|---|



HMV3053U

| | | | |
|---------------------------------|------------------------|------------|------------|
| <u>HMV3053U</u> | Stainless Steel | 529 | 599 |
|---------------------------------|------------------------|------------|------------|

500 Series

30" Over-the-Range Microwave

- | | | |
|---|---|--|
| <ul style="list-style-type: none"> • Easy-Clean Stainless Steel Vent Cover • 2.1 cu.ft. Large Oven Capacity | <ul style="list-style-type: none"> • Large 14 3/16" Glass Turntable • 8 Sensor Programs • Four-Speed Vent with up to 385 CFM Power | <ul style="list-style-type: none"> • Two LED Lights for Bright Cooktop Illumination • Double Microwave Distribution System |
|---|---|--|



HMV5053U

| | | | |
|---------------------------------|------------------------|------------|------------|
| <u>HMV5053U</u> | Stainless Steel | 629 | 699 |
|---------------------------------|------------------------|------------|------------|

800 Series

30" Over-the-Range Convection Microwave

- | | | |
|---|---|---|
| <ul style="list-style-type: none"> • Easy-Clean Stainless Steel Vent Cover • 1.8 cu.ft. Large Oven Capacity | <ul style="list-style-type: none"> • Large 14 3/16" Glass Turntable • 8 Sensor Programs • Four-Speed Vent with up to 385 CFM Power | <ul style="list-style-type: none"> • Two LED Lights for Bright Cooktop Illumination • Convection Cooking • Full Stainless Steel Cavity |
|---|---|---|



HMV8044U



HMV8053U

| | | | |
|---------------------------------|------------------------------|------------|--------------|
| <u>HMV8044U</u> | Black Stainless Steel | 929 | 1,049 |
| <u>HMV8053U</u> | Stainless Steel | 879 | 999 |

BUILT-IN MICROWAVE OVENS

This price list supersedes all previous price lists. Prices listed herein do not include applicable state or local taxes.

| Model Number | Description | MAP | MSRP |
|--------------|-------------|-----|------|
|--------------|-------------|-----|------|

800 Series

27" and 30" Speed Ovens

- Cooks Faster than a Traditional Oven and Can Also Be Used as a Microwave
- LCD Display and LED Light
- Electrical Connection – 120 V NEMA 5-20 3-Prong Plug for HMC80152UC and HMC87152UC; 240 V Direct Wire for HMC80252UC and HMC80242UC
- Electric Load – 20 A



HMC87152UC



HMC80152UC



HMC80242UC

| | | | |
|----------------------------|--|--------------|--------------|
| HMC87152UC | 27" 120 V Speed Oven, Stainless Steel | 2,049 | 2,299 |
| HMC80252UC | 30" 240 V Speed Oven, Stainless Steel | 2,399 | 2,649 |
| HMC80242UC | 30" 240 V Speed Oven, Black Stainless Steel | 2,449 | 2,699 |
| HMC80152UC | 30" 120 V Speed Oven, Stainless Steel | 2,049 | 2,299 |

Benchmark Series

30" Speed Oven Touch Control with TFT Display

- Electrical Connection: 240 V Direct Wire
- Electric Load – 16 A
- Installs in Horizontal Configuration Paired with 30" Bosch Single Wall Ovens/ Steam Oven and Warming Drawers



HMCP0252UC

| | | | |
|----------------------------|----------------------------|--------------|--------------|
| HMCP0252UC | 30" Stainless Steel | 2,599 | 2,899 |
|----------------------------|----------------------------|--------------|--------------|

800 Series

27" and 30" Built-In Microwave Touch Control with Drop Down Door

- LCD Display and LED Light
- 1.6 cu.ft. Overall Capacity
- 14 1/8" Glass Turntable
- Microwave Power: 950 W
- 10 Power Levels
- Sensor Cooking
- Sensor Reheat
- No Trim Kit Required
- Plugs into a Standard 120 V, 3-Prong Outlet



HMB57152UC



HMB50152UC

| | | | |
|----------------------------|---------------------------------------|--------------|--------------|
| HMB57152UC | 27" Microwave, Stainless Steel | 1,449 | 1,599 |
| HMB50152UC | 30" Microwave, Stainless Steel | 1,449 | 1,599 |

This price list supersedes all previous price lists. Prices listed herein do not include applicable state or local taxes.

| Model Number | Description | MAP | MSRP |
|--------------|-------------|-----|------|
|--------------|-------------|-----|------|

All Bosch 500 Series 24" Built-In Ovens Include the Following Features:

- Oven Is Perfect for Kitchens with a Smaller Footprint
- Designed to Be Installed Flush with Your Cabinetry
- Genuine European Convection Ensures Even Cooking and Baking Results on Multiple Racks
- Halogen Light to Better Monitor Cooking Progress
- Kitchen Timer

500 Series

24" Single Wall Oven, European Convection

- Telescopic Extension Rail
- Knob Control
- 10 Oven Modes
- Custom Cooking Modes: Pie, Frozen Foods, Defrost, Warm, and Broil Plus
- The DualClean® System Uses the Cavity Coating and Heat to Burn Off Most Grease
- Timer with Cook Time and Delay Start Function
- Capacity at 2.8 cu.ft.
- 8-Pass Broil Element



HBE5453UC

HBE5453UC

24" Stainless Steel

2,099 2,349

24" Single Wall Oven, European Convection

- Home Connect® Features. Remotely Monitor and Control the Wall Oven with Wi-Fi Connectivity
- 24" Touch Control Bosch Wall Oven with Full Color TFT Display
- 12 Oven Modes
- Designed with Black Glass Door and a Unique Ring Control
- Custom Cooking Modes: Convection Multi-Rack, Bake, Pizza, Roast, Proof, Convection Broil, Broil, Slow Cooking, Defrost, Plate Warming, Warming
- Sabbath Mode
- EcoClean® Coating Uses Heat to Burn Off Most Grease
- Three Standard Racks
- Capacity at 2.5 cu.ft.



HBE5452UC



HBE5452UC

24" Stainless Steel

2,399 2,649

This price list supersedes all previous price lists. Prices listed herein do not include applicable state or local taxes.

| Model Number | Description | MAP | MSRP |
|--------------|-------------|-----|------|
|--------------|-------------|-----|------|

All Bosch 500 Series 30" Built-In Ovens Include the Following Features:

- Heavy-Duty Metal Knobs for a Premium Look and Feel
- Compatible with Most Existing Cut-Outs
- Designed to Be Installed Flush with Your Cabinetry
- 2, 3, and 4-Hour Self-Clean Cycles
- One Oven Light
- Kitchen Timer
- Extra Large Door Window for Easy Monitoring of Cooking Process
- Star-K Certified 100°–450°F
- Large Capacity at 4.6 cu.ft.
- Recessed 12-Pass Broil Element for Increased Capacity and Performance

500 Series

30" Single Wall Ovens, Thermal Cooking

- Thermal Cooking with Bake, Broil, Roast, and Warm
- 5 Oven Modes

[HBL5351UC](#)

30" Stainless Steel

2,099 2,349



HBL5351UC

[HBL5344UC](#)

30" Black Stainless Steel

2,299 2,549



HBL5344UC

30" Single Wall Oven, European Convection

- Genuine European Convection
- 11 Oven Modes
- Custom Cooking Modes: Pizza, Pie, Warm and Proof
- Temperature Conversion for Convection Cooking

[HBL5451UC](#)

30" Stainless Steel

2,549 2,849



HBL5451UC

30" Double Wall Oven, Thermal Cooking

- Thermal Cooking with Bake, Broil, Roast and Warm in Both Cavities

[HBL5551UC](#)

30" Stainless Steel

3,349 3,699



HBL5551UC

This price list supersedes all previous price lists. Prices listed herein do not include applicable state or local taxes.

| Model Number | Description | MAP | MSRP |
|--------------|-------------|-----|------|
|--------------|-------------|-----|------|

500 Series

30" Double Wall Oven, European Convection (Upper Cavity)

- Genuine European Convection in Upper Oven
- 11 Upper Oven Modes
- Custom Cooking Modes Upper Oven: Pizza, Pie, Warm and Proof
- Thermal Cooking with Bake, Broil, Roast and Warm in Lower Oven
- Temperature Conversion for Convection Cooking in Upper Oven



HBL5651UC

HBL5651UC **30" Stainless Steel** **3,749 4,149**

30" Microwave Combination Oven

- Combination Oven Featuring a Microwave and Wall Oven with Stainless Steel Knobs
- 1.6 cu.ft. Capacity Microwave with Drop Down Door and LCD Display
- Genuine European Convection in Lower Oven



HBL57M52UC

HBL57M52UC **30" Stainless Steel** **3,999 4,399**

30" Speed Combination Oven

- Combination Oven Featuring a Speed Oven and Wall Oven with Heavy-Duty Metal Knobs
- The Upper Speed Oven Functions as a Microwave and Convection Oven So You Have Flexible Cooking Options
- *Speed Oven:* For Additional Details Please Review SKU HMC80152UC page 7-3
- Genuine European Convection in Lower Oven



HBL5754UC

HBL5754UC **30" Stainless Steel** **4,699 5,199**

This price list supersedes all previous price lists. Prices listed herein do not include applicable state or local taxes.

| Model Number | Description | MAP | MSRP |
|--------------|-------------|-----|------|
|--------------|-------------|-----|------|

All Bosch 800 Series Built-In Ovens Include the Following Features:

- QuietClose® Door
- A Full-Extension Telescopic Rack
- Designed to Be Installed Flush with Your Cabinetry
- Compatible with Most Existing Cut-Outs
- 11 Oven Modes
- Custom Cooking Modes: Pizza, Pie, Warm and Proof
- Genuine European Convection
- Temperature Conversion for Convection Cooking
- Touch Control with SteelTouch™ Buttons Makes Operating the Oven Easier
- Temperature Probe Takes Guesswork Out of Cooking
- Fast Preheat™ Reduces Preheat Time
- 2, 3, and 4-Hour Self-Clean Cycles
- Two Oven Lights
- Timer with Cook Time and Delay Start Function
- Extra Large Door Window for Easy Monitoring of Cooking Process
- Star-K Certified 100°–450°F
- Large Capacity at 4.6 cu.ft.
- Recessed 12-Pass Broil Element for Increased Capacity and Performance

800 Series

30" Single Wall Ovens

- Home Connect® Features. Remotely Monitor and Control the Wall Oven with Wi-Fi Connectivity



HBL8453UC



HBL8443UC



| | | | |
|----------------------------------|--|--------------|--------------|
| <u>HBL8453UC</u> | 30" Single Wall Oven, Stainless Steel | 3,049 | 3,399 |
| <u>HBL8443UC</u> | 30" Single Wall Oven, Black Stainless Steel | 3,249 | 3,599 |

30" Single Wall Oven

- The Bosch Wall Oven Combines Your Favorite Tools into One Appliance. It's an Air Fryer, Convection Oven, Roaster, Dough Proofer and More
- Air Fry Mode Quickly Cooks Foods to Crisp Perfection without Added Oil
- Home Connect® Features. Remotely Monitor and Control the Wall Oven with Wi-Fi Connectivity



HBL8454UC



| | | | |
|----------------------------------|---|--------------|--------------|
| <u>HBL8454UC</u> | 30" Single Wall Oven, Stainless Steel with Air Fry | 3,099 | 3,449 |
|----------------------------------|---|--------------|--------------|

This price list supersedes all previous price lists. Prices listed herein do not include applicable state or local taxes.

| Model Number | Description | MAP | MSRP |
|--------------|-------------|-----|------|
|--------------|-------------|-----|------|

800 Series

30" Single Wall Ovens SideOpening Door

- SideOpening Door Offers Better Ergonomic Access to the Oven Cavity
- The Bosch SideOpening Door Wall Oven Combines Your Favorite Tools into One Appliance. It's an Air Fryer, Convection Oven, Roaster, Dough Proofer and More
- Air Fry Mode Quickly Cooks Foods to Crisp Perfection without Added Oil
- Home Connect® Features. Remotely Monitor and Control the Wall Oven with Wi-Fi Connectivity



HBL8444LUC



HBL8444RUC



| | | | |
|-----------------------------------|--|--------------|--------------|
| <u>HBL8444LUC</u> | 30" Single Wall Oven, Right SideOpening Door, Black Stainless Steel | 3,499 | 3,849 |
|-----------------------------------|--|--------------|--------------|

| | | | |
|-----------------------------------|---|--------------|--------------|
| <u>HBL8444RUC</u> | 30" Single Wall Oven, Left SideOpening Door, Black Stainless Steel | 3,499 | 3,849 |
|-----------------------------------|---|--------------|--------------|

30" Double Wall Oven

- 11 Upper Oven Modes
- 5 Lower Oven Modes
- Genuine European Convection in Upper Oven
- Thermal Cooking with Bake, Broil, Roast and Warm in Lower Oven



HBL8651UC



HBL8642UC

| | | | |
|----------------------------------|----------------------------|--------------|--------------|
| <u>HBL8651UC</u> | 30" Stainless Steel | 4,249 | 4,699 |
|----------------------------------|----------------------------|--------------|--------------|

| | | | |
|----------------------------------|----------------------------------|--------------|--------------|
| <u>HBL8642UC</u> | 30" Black Stainless Steel | 4,449 | 4,899 |
|----------------------------------|----------------------------------|--------------|--------------|

This price list supersedes all previous price lists. Prices listed herein do not include applicable state or local taxes.

| Model Number | Description | MAP | MSRP |
|--------------|-------------|-----|------|
|--------------|-------------|-----|------|

800 Series

30" Microwave Combination Oven

- Home Connect® Features. Remotely Monitor and Control the Lower Wall Oven with Wi-Fi Connectivity
- Combination Oven Featuring a Microwave and Wall Oven with Touch Control
- 1.6 cu.ft. Capacity Microwave with Drop Down Door and LCD Display
- 11 Lower Oven Modes



HBL87M53UC



[HBL87M53UC](#)

30" Stainless Steel

4,499 4,949

30" Speed Combination Oven

- Home Connect® Features. Remotely Monitor and Control the Lower Wall Oven with Wi-Fi Connectivity
- Combination Oven Featuring a Speed Oven and Wall Oven with Touch Control
- Speed Oven Cooks Faster than a Traditional Oven
- Speed Oven: For Additional Details Please Review SKU HMC80252UC (page 7-3)
- 11 Lower Oven Modes



HBL8753UC



HBL8743UC



[HBL8753UC](#)

30" Combo, Stainless Steel,

5,349 5,899

[HBL8743UC](#)

30" Combo, Black Stainless Steel,

5,649 6,249

This price list supersedes all previous price lists. Prices listed herein do not include applicable state or local taxes.

| Model Number | Description | MAP | MSRP |
|--------------|-------------|-----|------|
|--------------|-------------|-----|------|

All Bosch Benchmark Series Built-In Ovens Include the Following Features:

- QuietClose® Door Dampened Hinges Softly and Quietly Guide the QuietClose® Door Shut
- The Color TFT Control Panel with SteelTouch™ Buttons Is Easy to Use
- A Full-Extension Telescopic Rack Offers Safe Access to the Oven Cavity
- Designed to Be Installed Flush with Your Cabinetry
- Compatible with Most Existing Cut-Outs
- 13 Specialized Cooking Modes – Gourmet Cooking Made Easy
- Custom Cooking Programs: No-Preheat Frozen Food Mode, Pizza, Pie, Warm and Proof
- Genuine European Convection
- Temperature Conversion for Convection Cooking
- Fast Preheat™ Reduces Preheat Time
- 2, 3, and 4-Hour Self-Clean Cycles
- EcoChef Mode – Remaining Heat in Cavity Finishes Cooking Process
- AutoProbe Takes the Guesswork Out of Cooking
- Two Halogen Lights Provide Superior Cavity Illumination
- Timer with Cook Time and Delay Start Function
- Extra Large Door Window for Easy Monitoring of Cooking Process
- Star-K Certified 100°–450°F
- Two Separate Time Intervals Can Be Programmed
- Large Capacity at 4.6 cu.ft.

Benchmark Series

30" Single Wall Oven SideOpening Door

- SideOpening Door Offers Better Ergonomic Access to the Oven Cavity
- Recessed 12-Pass Broil Element for Increased Capacity and Performance



HBLP451RUC



HBLP451LUC



HBLP451UC

| | | | |
|-----------------------------------|--|--------------|--------------|
| <u>HBLP451RUC</u> | 30" Stainless Steel, Right SideOpening Door | 3,599 | 3,999 |
| <u>HBLP451LUC</u> | 30" Stainless Steel, Left SideOpening Door | 3,599 | 3,999 |
| <u>HBLP451UC</u> | 30" Stainless Steel | 3,299 | 3,649 |

30" Single Wall Oven

- The Bosch Wall Oven Combines Your Favorite Tools into One Appliance. It's an Air Fryer, Convection Oven, Roaster, Dough Proofer and More
- Air Fry Mode Quickly Cooks Foods to Crisp Perfection without Added Oil



HBLP454UC

| | | | |
|----------------------------------|---|--------------|--------------|
| <u>HBLP454UC</u> | 30" Single Wall Oven, Stainless Steel with Air Fry | 3,399 | 3,749 |
|----------------------------------|---|--------------|--------------|

This price list supersedes all previous price lists. Prices listed herein do not include applicable state or local taxes.

| Model Number | Description | MAP | MSRP |
|--------------|-------------|-----|------|
|--------------|-------------|-----|------|

Benchmark Series

30" Double Wall Oven SideOpening Door

- SideOpening Door Offers Better Ergonomic Access to the Oven Cavity
- AutoProbe in the Upper Oven Takes the Guesswork Out of Cooking
- Recessed 12-Pass Broil Element for Increased Capacity and Performance



HBLP651RUC



HBLP651LUC



HBLP651UC

| | | | |
|-----------------------------------|--|--------------|--------------|
| <u>HBLP651RUC</u> | 30" Stainless Steel, Right SideOpening Door | 5,349 | 5,899 |
| <u>HBLP651LUC</u> | 30" Stainless Steel, Left SideOpening Door | 5,349 | 5,899 |
| <u>HBLP651UC</u> | 30" Stainless Steel | 4,799 | 5,299 |

Benchmark Series

30" Steam Convection Oven

- The Only Steam Convection Oven in Its Class that Installs Flush, for a European Kitchen Design
- Steam Convection Cooking Cooks Crispy Outside, Tender Inside
- Steam Cooking Maintains Your Vegetables' Nutrients, Flavors and Color
- Designed to Fit Perfectly Above a Warming Drawer or Storage Drawer
- The Color TFT Control Panel with SteelTouch™ Buttons Is Easy to Use
- Installs Horizontally for Perfect Alignment with Speed or Steam Oven
- One Halogen Light
- Genuine European Convection
- Features Vegetable and Chicken Programs: Oven Automatically Sets Temperature and Humidity
- Perfect Reheating
- Timer with Cook Time and Delay Start Function
- 1 Rack, 2 Perforated and 2 Non-Perforated Pans Are Included
- Non-Plumbed for Easy Installation
- Steam Assist Clean
- 1.4 qt. Water Tank Can Be Used for an Entire Cooking Cycle
- Child Lock
- Large Capacity at 1.4 cu.ft.



HSLP451UC

| | | | |
|----------------------------------|----------------------------|--------------|--------------|
| <u>HSLP451UC</u> | 30" Stainless Steel | 3,899 | 4,299 |
|----------------------------------|----------------------------|--------------|--------------|

This price list supersedes all previous price lists. Prices listed herein do not include applicable state or local taxes.

| Model Number | Description | MAP | MSRP |
|--------------|-------------|-----|------|
|--------------|-------------|-----|------|

Benchmark Series

30" Steam Convection Combination Oven

- Combination Oven Featuring a Steam Convection Oven
- Steam Oven Cooks Meats, Vegetables, Rice, Fish to Perfection
- *Steam Convection Oven:* For Additional Details Please Review SKU HSLP451UC (page 8-8)
- Recessed 12-Pass Broil Element for Increased Capacity and Performance

[HSLP751UC](#)

30" Stainless Steel

7,199 7,949



HSLP751UC

30" Speed Combination Oven with TFT Display

- Combination Oven Featuring a Speed Oven
- Speed Oven Cooks Faster than a Traditional Oven
- *Speed Oven:* For Additional Details Please Review SKU HMCP0252UC (page 7-3)
- Recessed 12-Pass Broil Element for Increased Capacity and Performance

[HBLP752UC](#)

30" Stainless Steel

5,649 6,249



HBLP752UC

WARMING DRAWERS/ACCESSORIES

This price list supersedes all previous price lists. Prices listed herein do not include applicable state or local taxes.

| Model Number | Description | MAP | MSRP |
|--------------|-------------|-----|------|
|--------------|-------------|-----|------|

500 Series

27" and 30" Warming Drawers

- | | | |
|---|--|---|
| <ul style="list-style-type: none"> • Keeps Meals Hot and Is Designed to Match the Perfectly Flush Fit of a Bosch Wall, Speed or Steam Oven • 3 Settings to Keep Meals Hot and Ready to Serve • Installs Vertically under Bosch Speed, Steam or Wall Oven | <ul style="list-style-type: none"> • Matches Bosch Built-In Products • Install Either Flush or Proud • 450 W Heating Element Concealed Below Drawer • Special Dough Proofing Mode • Sturdy Ball Bearing Telescopic Rails for Smooth Opening | <ul style="list-style-type: none"> • Star-K Certified • 1 Hour Automatic Shut Off Function with Adjustable Timer • 2.2 cu.ft. Large Cavity (1.9 cu.ft. for 27") • Lower Side Walls Allow Easy Loading and Unloading of Drawer |
|---|--|---|




HWD5051UC

| | | |
|----------------------------------|----------------------------|--------------------|
| HWD5751UC | 27" Stainless Steel | 1,449 1,599 |
|----------------------------------|----------------------------|--------------------|

| | | |
|----------------------------------|----------------------------|--------------------|
| HWD5051UC | 30" Stainless Steel | 1,499 1,649 |
|----------------------------------|----------------------------|--------------------|

Accessories for Ovens

| | | 30" Single Wall Ovens | 30" Double Wall Ovens |
|---|--|-----------------------|-----------------------|
|  | <p>Ball Bearing Telescopic Rack Ball Bearing Full Extension Telescopic Racks</p> <ul style="list-style-type: none"> • Adjustable to All Rack Support Levels • Convenient Handling • Easy to Operate • Available as Separate Accessory for Even More Convenience | • | • |
| HEZTR301 | 30" Telescopic Rack | 279 | 309 |

This price list supersedes all previous price lists. Prices listed herein do not include applicable state or local taxes.

| Model Number | Description | MAP | MSRP |
|--------------|-------------|-----|------|
|--------------|-------------|-----|------|

All Bosch Induction Cooktops Include the Following Features:

- Faster than Gas or Electric
- Easier to Clean and More Efficient
- SpeedBoost®
- PotSense
- Each Element Has an Independent Countdown Timer (available on current models only)
- ChildLock
- See All Pan Accessories on Page 9-10.-9-10

500 Series

24" Induction Cooktop

- An 11" Heating Element Offers 3,700 W of Power
- 30 A Breaker

| | |
|--|---|
| LR: 11" @ 2,600 W/3,700 W (SpeedBoost®) | RR: 7" @ 1,800 W/3,100 W (SpeedBoost®) |
| | RF: 6" @ 1,400 W/2,200 W (SpeedBoost®) |



NIT5460UC

NIT5460UC 24" Induction, Black, Stainless Steel Frameless 1,799 1,999

30" Induction Cooktop

- An 11" Heating Element Offers 3,700 W of Power
- 30 A Breaker

| | |
|---|--|
| LR: 9" @ 2,200 W/3,700 W (SpeedBoost®) | RR: 11" @ 2,600 W/3,700 W (SpeedBoost®) |
| LF: 6" @ 1,400 W/2,200 W (SpeedBoost®) | RF: 6" @ 1,400 W/2,200 W (SpeedBoost®) |



NIT5060UC

NIT5060UC 30" Induction, Black, Stainless Steel Frameless 1,949 2,149

36" Induction Cooktop

- Dual 12" Heating Element Offers 3,700 W of Power
- 40 A Breaker

| | | |
|---|--|---|
| LR: 7" @ 1,800 W/3,100 W (SpeedBoost®) | C: 12"/9" @ 3,700 W/5,400 W (SpeedBoost®)/ 2,200 W/3,300 W (SpeedBoost®) | RR: 6" @ 1,400 W/2,200 W (SpeedBoost®) |
| LF: 7" @ 1,800 W/3,100 W (SpeedBoost®) | | RF: 9" @ 2,200 W/3,700 W (SpeedBoost®) |



NIT5660UC

NIT5660UC 36" Induction, Black, Stainless Steel Frameless 2,349 2,599

This price list supersedes all previous price lists. Prices listed herein do not include applicable state or local taxes.

| Model Number | Description | MAP | MSRP |
|--------------|-------------|-----|------|
|--------------|-------------|-----|------|


800 Series

30" Induction Cooktop

- Home Connect®
- AutoChef®
- An 11" Heating Element Offers 3,700 W of Power
- PreciseSelect®
- Hood Control
- 30 A Breaker
- SafeStart



NIT8060SUC



NIT8060UC

| | |
|---|--|
| LR: 9" @ 2,200 W/3,700 W (SpeedBoost®) | RR: 11" @ 2,600 W/3,700 W (SpeedBoost®) |
| LF: 6" @ 1,400 W/2,200 W (SpeedBoost®) | LF: 6" @ 1,400 W/2,200 W (SpeedBoost®) |

| | | | |
|----------------------------|--|--------------|--------------|
| NIT8060SUC | 30" Induction, Black, Stainless Steel Frame | 2,399 | 2,649 |
| NIT8060UC | 30" Induction, Black, Frameless | 2,349 | 2,599 |




36" Induction Cooktop

- Home Connect®
- AutoChef®
- Dual 12" Heating Element with Powerful 5,400 W
- PreciseSelect®
- Hood Control
- 40 A Breaker



NIT8660SUC



NIT8660UC

| | | |
|---|---|---|
| LR: 7" @ 1,800 W/3,100 W (SpeedBoost®) | C: 12"/9" @ 3,700 W/5,400 W (SpeedBoost®) 2,200 W/3,300 W (SpeedBoost®) | RR: 6" @ 1,400 W/2,200 W (SpeedBoost®) |
| LF: 7" @ 1,800 W/3,100 W (SpeedBoost®) | | RF: 9" @ 2,200 W/3,700 W (SpeedBoost®) |

| | | | |
|----------------------------|--|--------------|--------------|
| NIT8660SUC | 36" Induction, Black, Stainless Steel Frame | 2,799 | 3,099 |
| NIT8660UC | 36" Induction, Black, Frameless | 2,799 | 3,099 |



This price list supersedes all previous price lists. Prices listed herein do not include applicable state or local taxes.

| Model Number | Description | MAP | MSRP |
|--------------|-------------|-----|------|
|--------------|-------------|-----|------|

All Bosch Benchmark Series Induction Cooktops Include the Following Features:

- Home Connect® (Wi-Fi Enabled)
- FlexInduction® Can Combine Two Cooking Zones into One Continuous Surface
- Faster than Gas and Electric
- Easier to Clean and More Efficient
- SpeedBoost®
- PotSense
- Each Element Has an Independent Countdown Timer (This feature only available on current model)
- PreciseSelect®
- PowerMove®
- ChildLock
- See All Pan Accessories on Page 9-10-9-10

Benchmark Series

30" Induction Cooktop


- A 11" Heating Element Offers 3,700 W of Power
- AutoChef®
- Hood Control
- 30 A Breaker

Full Zone: 16"x9" @ 3,300 W / 3,600 W (SpeedBoost®)

| | |
|--|--|
| Upper: 8" x 9" @ 2,200 W/3,600 W (SpeedBoost®) | Upper: 11" @ 2,600 W/3,700 W (SpeedBoost®) |
| Lower: 8" x 9" @ 2,200 W/3,600 W (SpeedBoost®) | Lower: 6" @ 1,400 W/2,200 W (SpeedBoost®) |



NITP060SUC



NITP060UC

[NITP060SUC](#) **30" Induction, Black with Stainless Steel Frame** **2,849 3,149**

[NITP060UC](#) **30" Induction, Black, Frameless** **2,849 3,149**




36" Induction Cooktop

- Dual 12" Heating Element with Powerful 3,700 W
- AutoChef®
- Hood Control
- 50 A Breaker

| | | | | |
|---|--|---|--|---|
| Full Zone: 14"x8" @ 3,300 W / 3,600 W (SpeedBoost®) | Upper: 7"x8" @ 2,200 W/3,600 W (SpeedBoost®) | C: 12"/9" @ 3,400 W/3,700 W (SpeedBoost®) | Upper: 7"x8" @ 2,200 W/3,600 W (SpeedBoost®) | Full Zone: 14"x8" @ 3,300 W / 3,600 W (SpeedBoost®) |
| | Lower: 7"x8" @ 2,200 W/3,600 W (SpeedBoost®) | 2,200 W/3,300 W (SpeedBoost®) | Lower: 7"x8" @ 2,200 W/3,600 W (SpeedBoost®) | |



NITP660SUC



NITP660UC

[NITP660SUC](#) **36" Induction Cooktop Black with Stainless Steel Frame** **3,449 3,799**

[NITP660UC](#) **36" Induction Cooktop, Black, Frameless** **3,399 3,749**



This price list supersedes all previous price lists. Prices listed herein do not include applicable state or local taxes.

| Model Number | Description | MAP | MSRP |
|--------------|-------------|-----|------|
|--------------|-------------|-----|------|

All Bosch Electric Cooktops Include the Following Features:

- Simple and Sleek, Modern European Design
- Ceramic Glass Top Is Easy to Clean
- Dual Ring Heating Element for Multiple Pan Sizes
- Heat Indicator for Each Element
- See All Pan Accessories on Page 9-10.–9-10

500 Series

24" Knob Control, Frameless Design

- 4 Elements
- Knob Controls for Precision Cooking
- 8" Heating Element with Powerful 2,200 W
- Power/Amps: 240 V, 60 Hz/ 30 A



NEM5466UC

| | |
|---------------------|---------------------|
| LR: 8" @ 2,200 W | RR: 6" @ 1,200 W |
| LF: 6" @ 1,850 W | RF: 7" @ 1,800 W |

NEM5466UC 24" Electric Cooktop 949 1,049

30" Knob Control, Frameless Design

- Dual Element Offer the Capability to Use Multiple Pan Sizes
- Infinite Temperature Controls for Precision Cooking
- 9" Heating Element with Powerful 2,500 W
- Power/Amps: 240 V, 60 Hz/30 A



NEM5066UC

| | |
|------------------------------|---------------------|
| LR: 7" @ 1,800 W | RR: 6" @ 1,200 W |
| LF: 7"/5" @ 1,700 W/700 W | RF: 9" @ 2,500 W |

NEM5066UC 30" Electric Cooktop 1,049 1,199

36" Knob Control, Frameless Design

- 2 Dual Elements Offer the Capability to Use Multiple Pan Sizes
- Infinite Temperature Controls for Precision Cooking
- 9" Heating Element with Powerful 2,500 W
- Power/Amps: 240 V, 60 Hz/ 40 A



NEM5666UC

| | | |
|------------------------------|--------------------|--------------------------------|
| LR: 7" @ 1,800 W | C: 7" @ 1,800 W | RR: 6" @ 1,200 W |
| LF: 7"/5" @ 1,700 W/700 W | | RF: 9"/6" @ 2,500 W/1,100 W |

NEM5666UC 36" Electric Cooktop 1,299 1,449

This price list supersedes all previous price lists. Prices listed herein do not include applicable state or local taxes.

| Model Number | Description | MAP | MSRP |
|--------------|-------------|-----|------|
|--------------|-------------|-----|------|

800 Series

30" Cooktop with or without Stainless Steel Frame

- | | | |
|--|--|--|
| <ul style="list-style-type: none"> • PreciseSelect® • Front and Back Stainless Steel Frame • Bridge Element • Dual Element | <ul style="list-style-type: none"> • SpeedBoost® • Clean Lock • 2-Level Heat Indicator • ChildLock | <ul style="list-style-type: none"> • Built-In Timers for Each Element: Doubles as General-Purpose Kitchen Timer • Power/Amps: 240, 60 Hz/ 40 A |
|--|--|--|



NET8069SUC



NET8069UC

| | | |
|------------------------------------|---|---------------------|
| LR: 7" @ 1,800 W (400 W Bridge) | C: 9"/6" @ 3,600 W/1,400 W (SpeedBoost®) | |
| LF: 7" @ 1,800 W | | RF: 6" @ 1,200 W |

NET8069SUC 30" Electric, Black, Stainless Steel Frame 1,599 1,799

NET8069UC 30" Electric, Black, Frameless 1,499 1,649

36" Cooktop with or without Stainless Steel Frame

- | | | |
|---|--|--|
| <ul style="list-style-type: none"> • PreciseSelect® • Front and Back Stainless Steel Frame • Bridge Element • 2 Dual Elements | <ul style="list-style-type: none"> • SpeedBoost® • Clean Lock • 2-Level Heat Indicator • ChildLock | <ul style="list-style-type: none"> • Built-In Timers for Each Element: Doubles as General-Purpose Kitchen Timer • Power/Amps: 240, 60 Hz/ 50 A |
|---|--|--|



NET8669SUC



NET8669UC

| | | |
|------------------------------------|---|------------------------------|
| LR: 7" @ 1,800 W (400 W Bridge) | C: 9"/6" @ 3,600 W/1,400 W (SpeedBoost®) | RR: 6" @ 1,200 W |
| LF: 7" @ 1,800 W | | RF: 8"/5" @ 1,900 W/800 W |

NET8669SUC 36" Electric, Black, Stainless Steel Frame 1,549 1,749

NET8669UC 36" Electric, Black, Frameless 1,549 1,749

This price list supersedes all previous price lists. Prices listed herein do not include applicable state or local taxes.

| Model Number | Description | MAP | MSRP |
|--------------|-------------|-----|------|
|--------------|-------------|-----|------|

All Bosch Benchmark Series Electric Cooktops Include the Following Features:

- AutoChef®
- PreciseSelect®
- Front and Back Stainless Steel Frame
- Keep Warm Mode
- Countdown Timer
- CountUp Timer
- Clean Lock
- 2-Level Heat Indicator
- ChildLock
- See All Pan Accessories on Page 9-10-9-10
- Power/Amps: 240, 60 Hz/40 A

Benchmark Series

30" Five Element Cooktop with AutoChef®

- 2-Zone 9" Heating Element with Powerful 3,600 W Element
- Dual Element Left Front with AutoChef®
- SpeedBoost®



NETP069SUC

| | | |
|--|---|---------------------|
| LR: 6" @ 1,200 W | C: 9"/6" @ 3,600 W/1,400 W (SpeedBoost®) | RR: 6" @ 1,200 W |
| AutoChef® LF: 7"/5" @ 2,000 W/800 W | | RF: 6" @ 1,500 W |

NETP069SUC **30" Electric** **1,549 1,749**
Black with Stainless Steel Frame

36" Triple Ring AutoChef® Cooktop

- 3-Zone 11" Heating Element with Powerful 3,080 W Element with AutoChef®
- PowerStart®
- Bridge Element



NETP669SUC

| | | |
|------------------------------------|---|------------------------------|
| LR: 7" @ 1,800 W (400 W Bridge) | AutoChef® C: 11"/8"/6" @ 3,080 W/2,200 W/1,050 W | RR: 6" @ 1,200 W |
| LF: 7" @ 1,800 W | | RF: 8"/5" @ 1,900 W/800 W |

NETP669SUC **36" Electric** **1,649 1,849**
Black with Stainless Steel Frame

This price list supersedes all previous price lists. Prices listed herein do not include applicable state or local taxes.

| Model Number | Description | MAP | MSRP |
|--------------|-------------|-----|------|
|--------------|-------------|-----|------|

All Bosch Gas Cooktops Include the Following Features:

- Front-Center Controls
- Continuous Cast Iron Grates
- LP Kit Included
- High Efficiency Gas Burners
- Thermocouple Flame Monitor Control

500 Series

24" Gas Cooktop

- 4 Burners
- One-Piece Stainless Steel Maintop Design
- Durable Laser Etched Graphics
- 10.3K BTU Max
- Ideal for Kitchens with a Smaller Footprint
- Stainless-Look Metal Knobs




NGM5458UC

| | |
|---------------|----------------|
| LR: 6,000 BTU | RR: 10,300 BTU |
| LF: 6,000 BTU | RF: 3,4000 BTU |

NGM5458UC 24" Gas Cooktop, 4 Burners, Stainless Steel 949 1,049

30" Gas Cooktop

- 5 Burners
- One-Piece Stainless Steel Maintop Design
- Durable Laser Etched Graphics
- 16K BTU Max
- LED "On" Indicator Light
- Sealed Burners for Easier Cleanup
- OptiSim® Burner
- New Low Profile Cooking Surface
- Stainless-Look Metal Knobs




NGM5058UC

| | | |
|---------------|---------------|----------------|
| LR: 6,000 BTU | C: 16,000 BTU | RR: 10,300 BTU |
| LF: 3,400 BTU | | RF: 6,000 BTU |

NGM5058UC 30" Gas Cooktop, 5 Burners, Stainless Steel 1,049 1,199

36" Gas Cooktop

- 5 Burners
- One-Piece Stainless Steel Maintop Design
- Durable Laser Etched Graphics
- 16K BTU Max
- LED "On" Indicator Light
- Sealed Burners for Easier Cleanup
- OptiSim® Burner
- New Low Profile Cooking Surface
- Stainless-Look Metal Knobs



NGM5658UC

| | | |
|---------------|---------------|----------------|
| LR: 6,000 BTU | C: 16,000 BTU | RR: 10,300 BTU |
| LF: 3,400 BTU | | RF: 6,000 BTU |

NGM5658UC 36" Gas Cooktop, 5 Burners, Stainless Steel 1,199 1,349

This price list supersedes all previous price lists. Prices listed herein do not include applicable state or local taxes.


| Model Number | Description | MAP | MSRP |
|--------------|-------------|-----|------|
|--------------|-------------|-----|------|

800 Series

30" Gas Cooktop

- 5 Burners
- FlameSelect® (9 Power Levels)
- 17K BTU Max
- Dual Ring Power Burner
- OptiSim® Burner
- LED Light Line Knob Illumination
- Dishwasher-Safe Grates
- Residual Heat Indication

| | | |
|---------------|---------------|----------------|
| LR: 6,000 BTU | C: 17,000 BTU | RR: 10,300 BTU |
| LF: 3,400 BTU | | RF: 6,000 BTU |



NGM8058UC



NGM8048UC



[NGM8058UC](#) **30" Gas Cooktop, 5 Burners, Stainless Steel** **1,499 1,649**

[NGM8048UC](#) **30" Gas Cooktop, 5 Burners Black with Black Stainless Knobs** **1,599 1,799**

36" Gas Cooktop

- 5 Burners
- FlameSelect® (9 Power Levels)
- 17K BTU Max
- Dual Ring Power Burner
- OptiSim® Burner
- LED Light Line Knob Illumination
- Dishwasher-Safe Grates
- Residual Heat Indication

| | | |
|---------------|---------------|----------------|
| LR: 6,000 BTU | C: 17,000 BTU | RR: 10,300 BTU |
| LF: 3,400 BTU | | RF: 6,000 BTU |



NGM8658UC



NGM8648UC



[NGM8658UC](#) **36" Gas Cooktop, 5 Burners, Stainless Steel** **1,649 1,849**

[NGM8648UC](#) **36" Gas Cooktop, 5 Burners, Black with Black Stainless Knobs** **1,749 1,949**

This price list supersedes all previous price lists. Prices listed herein do not include applicable state or local taxes.

| Model Number | Description | MAP | MSRP |
|--------------|-------------|-----|------|
|--------------|-------------|-----|------|

All Bosch Benchmark Series Gas Cooktops Include the Following Features:


- 5 Burners
- Stainless Steel Appearance
- LP Kit Included
- FlameSelect® (9 Power Levels)
- Knobs
- See All Pan Accessories on Page 9-10.-9-10
- OptiSim® Burner
- Up-Front Centralized Controls
- Bosch Exclusive Dual Ring Power Burner
- Continuous Cast Iron Grates
- Dishwasher-safe Grates

Benchmark Series

30" Gas Cooktop

- 18K BTU Max
- LED Power Level/Residual Heat Indication Display
- Black Glass Control Panel

| | | |
|---------------|---------------|----------------|
| LR: 6,000 BTU | C: 18,050 BTU | RR: 10,300 BTU |
| LF: 3,400 BTU | | RF: 12,000 BTU |



NGMP058UC

FlameSelect

[NGMP058UC](#)

30" Gas Cooktop, 5 Burners, Stainless Steel

1,849 2,049

30" Gas Cooktop

- 14.3K BTU Max
- Electronic Ignition
- Install Flush or Surface Mounted
- Smooth Glass Cooking Surface
- Flame Failure Safety Device

| | | |
|---------------|---------------|----------------|
| LR: 6,000 BTU | C: 14,300 BTU | RR: 10,300 BTU |
| LF: 3,400 BTU | | RF: 6,000 BTU |



NGMP077UC

FlameSelect

[NGMP077UC](#)

30" Gas Cooktop, 5 Burners, Gray Tempered Glass

1,899 2,099

36" Gas Cooktop

- 18K BTU Max
- LED Power Level/Residual Heat Indication Display
- Black Glass Control Panel

| | | |
|---------------|---------------|----------------|
| LR: 6,000 BTU | C: 18,050 BTU | RR: 10,300 BTU |
| LF: 3,400 BTU | | RF: 12,000 BTU |



NGMP658UC

FlameSelect

[NGMP658UC](#)

36" Gas Cooktop, 5 Burners, Stainless Steel

1,949 2,149

36" Gas Cooktop

- 14.3K BTU Max
- Electronic Ignition
- Install Flush or Surface Mounted
- Smooth Glass Cooking Surface
- Flame Failure Safety Device

| | | |
|---------------|---------------|----------------|
| LR: 6,000 BTU | C: 14,300 BTU | RR: 10,300 BTU |
| LF: 3,400 BTU | | RF: 6,000 BTU |



NGMP677UC












FlameSelect

[NGMP677UC](#)

36" Gas Cooktop, 5 Burners, Gray Tempered Glass

2,049 2,299

This price list supersedes all previous price lists. Prices listed herein do not include applicable state or local taxes.

| Model Number | Description | MAP | MSRP | Cooktops | | | | Rangetops | |
|---|---|-----|------|----------------|----------|----------------|----------------|-----------|-----|
| | | | | Induction | Electric | Mainline Gas | Benchmark Gas | 30" | 36" |
|  | HEZ390210 8" Pan for 6" Element | 89 | 99 | • | • | • | • | • | • |
|  | HEZ390220 9" Pan for 7" Element | 99 | 109 | • | • | • | • | • | • |
|  | Stainless Steel Pan with Aluminum Core Optimized for Cooking with AutoChef® Element • Superior Heat Distribution | | | • | • | • | • | • | • |
| | HEZ390230 10" Pan for 8" and 9" Elements | 119 | 139 | | | | | | |
|  | HEZ298107 Wok Ring for FlameSelect® Gas Cooktops | 69 | 79 | | | • ¹ | • ¹ | | |
|  | HEZ298102 Wok Ring—Attaches to Grates | 69 | 79 | | | • ² | • ² | | |
|  | Teppanyaki Works on Electric and Induction Cooking Surfaces • Optimized for Cooking on Induction Cooktops | | | • | • | | | | |
| | HEZ390512 Teppanyaki | 369 | 409 | | | | | | |
|  | Non-Stick Induction Grill Non-Stick Cast Aluminum with a Thick Ferromagnetic Base • Ideal for Grilling Meats, Seafood and Vegetables | | | • ³ | | | | | |
| | HEZ9GR37UC 17" x 9" Grill Pan | 249 | 279 | | | | | | |
|  | HEZ9GW23UC Industrial-Style Wok Ring for 30" Gas Rangetop | 69 | 79 | | | | | • | |
|  | HEZ9GR41UC Industrial-Style Griddle for 30" and 36" Gas Rangetops | 229 | 259 | | | | | • | • |
|  | HEZ7YZ30UC 9" Stainless Steel Low Backguard for 30" Gas Rangetop | 199 | 219 | | | | | • | |
|  | HEZ7YZ36UC 9" Stainless Steel Low Backguard for 36" Gas Rangetop | 209 | 229 | | | | | | • |

1 For FlameSelect® NGMP077UC, NGMP677UC Models Only

2 NGM8048UC, NGM8058UC, NGM8648UC, NGM8658UC, NGMP058UC, NGMP658UC Gas Cooktop Models Only

3 NGM8048UC, NGM8058UC, NGM8648UC, NGM8658UC, NGMP058UC, NGMP658UC Gas Cooktop Models Only

This price list supersedes all previous price lists. Prices listed herein do not include applicable state or local taxes.

| Model Number | Description | MAP | MSRP |
|--------------|-------------|-----|------|
|--------------|-------------|-----|------|

All Bosch Gas Rangetops Include the Following Features:

- 18K BTU Max
- Porcelain Enameled Cooking Surface
- Dishwasher-Safe Grates
- OptiSim® Burner
- Large Metal Control Knobs
- Electronic Ignition
- High Efficiency Burners
- Up-Front Centralized Controls
- Flame Supervision Device
- Industrial-Style Design
- Continuous Surface Cast Iron Grates
- LP Kit Included

800 Series

30" Gas Rangetop

- 18K BTU Dual Flame Ring Burner
- Two 12K BTU Large Burners
- 5K BTU OptiSim® Simmer Burner

| | |
|----------------|----------------|
| LR: 12,000 BTU | RR: 5,000 BTU |
| LF: 12,000 BTU | RF: 18,000 BTU |



RGM8058UC

RGM8058UC 30" Gas Rangetop, 4 Burners, Stainless Steel 3,149 3,499

36" Gas Rangetop

- Two 18K BTU Dual Flame Ring Burners
- Three 12K BTU Large Burners
- 5K BTU OptiSim® Simmer Burner

| | | |
|----------------|----------------|----------------|
| LR: 12,000 BTU | CR: 12,000 BTU | RR: 5,000 BTU |
| LF: 18,000 BTU | CF: 12,000 BTU | RF: 18,000 BTU |





RGM8658UC


RGM8658UC 36" Gas Rangetop, 6 Burners, Stainless Steel 3,649 4,049

UNDER-CABINET HOODS/ACCESSORIES






This price list supersedes all previous price lists. Prices listed herein do not include applicable state or local taxes.

| Model Number | Description | MAP | MSRP | |
|--|---|--|---|--|
| 300 Series | | | | |
| 30" & 36" Under-Cabinet Hood | | | | |
| <ul style="list-style-type: none"> • 5" Height • Slim-Line Styling • 3-Speed Control • 280 CFM | <ul style="list-style-type: none"> • 2 Incandescent Lights • Dishwasher-Safe Aluminum Mesh Filters • Ducted or Convertible to Non-Ducted Operation | <ul style="list-style-type: none"> • 7" Round and 3¼" x 10" Duct Transitions Included • Horizontal or Vertical Ducting |  DUH30152UC | |
| <u>DUH30152UC</u> | 30" Stainless Steel, 280 CFM Blower | 549 | 649 | |
| <u>DUH36152UC</u> | 36" Stainless Steel, 280 CFM Blower | 599 | 699 | |

| | | | | |
|--|---|--|---|--|
| 500 Series | | | | |
| 30" & 36" Under-Cabinet Hood | | | | |
| <ul style="list-style-type: none"> • 5" Height • Slim-Line Styling • 4-Speed Control • 400 CFM | <ul style="list-style-type: none"> • 2 Halogen Lights (Not Included) • Dishwasher-Safe Aluminum Mesh Filters • Ducted or Convertible to Non-Ducted Operation | <ul style="list-style-type: none"> • 7" Round and 3¼" x 10" Duct Transitions Included • Horizontal or Vertical Ducting |  DUH30252UC | |
| <u>DUH30252UC</u> | 30" Stainless Steel, 400 CFM Blower | 699 | 799 | |
| <u>DUH36252UC</u> | 36" Stainless Steel, 400 CFM Blower | 749 | 849 | |

| | | | | |
|--|---|---|---|--|
| 800 Series | | | | |
| 30" and 36" Professional-Style Under-Cabinet Hood | | | | |
| <ul style="list-style-type: none"> • 11" Height • Professional Styling • 2-Speed Control • 600 CFM | <ul style="list-style-type: none"> • 2 Incandescent Lights • Deep Capture Area • Dishwasher-Safe Aluminum Mesh Filters | <ul style="list-style-type: none"> • Adaptable for Recirculation Option (Add 4" to Height of Hood) • Horizontal or Vertical Ducting |  DPH30652UC | |
| <u>DPH30652UC</u> | 30" Stainless Steel, 600 CFM Blower | 1,199 | 1,349 | |
| <u>DPH36652UC</u> | 36" Stainless Steel, 600 CFM Blower | 1,249 | 1,399 | |

Accessories for Under-Cabinet Hoods

| | | | | | DUH | | DPH | |
|---|----------------------------------|---|------------|------------|-----|-----|-----|-----|
| | | | | | 30" | 36" | 30" | 36" |
|  | <u>DHZ3002UC</u> | Recirculation Kit/Charcoal Filter Kit, | 119 | 139 | • | | | |
|  | <u>DHZ3602UC</u> | Recirculation Kit/Charcoal Filter Kit, | 119 | 139 | | • | | |
|  | <u>DRZ3052UC</u> | 4" High, External Recirculation Kit, (Includes Charcoal Filters) | 319 | 359 | | | • | |
|  | <u>DRZ3652UC</u> | 4" High, External Recirculation Kit, (Includes Charcoal Filters) | 319 | 359 | | | | • |
|  | <u>DHZ3052UC</u> | Replacement Charcoal Filters, 30" and 36" DPH Series | 119 | 139 | | | • | • |

ISLAND HOODS/ACCESSORIES

This price list supersedes all previous price lists. Prices listed herein do not include applicable state or local taxes.

| Model Number | Description | MAP | MSRP |
|--------------|-------------|-----|------|
|--------------|-------------|-----|------|

800 Series

Slim Profile Box Canopy Island Hood





- 600 CFM
- Four-Speed Electronic Control with White and Red LCD Display
- Kitchen Timer
- Clean Filter Reminder
- Auto On/Heat Sensor
- Four 20 W Halogen Lights
- Three Anodized Aluminum Mesh Filters with Stainless Steel Bosch Design Covers and Metal Latch
- Vertical Ducting with 8" Round Duct
- Backdraft Damper and Transition Included
- Recirculation Kit Available as an Accessory
- Extension Kit for Ceilings 9' to 11' 6" Available as an Accessory



HIB82651UC

HIB82651UC **42" Island Hood, 600 CFM** **2,299 2,549**

Accessories for Island Hoods

| | | | | HIB |
|---|--|--|----------------|-----|
| | | | | 42" |
|  | Island Hood Extension Kit <ul style="list-style-type: none"> • Fits Ceilings From 9' to 11' 6" in Height • Stainless Steel Flue Extensions and Inner Structure Parts Included. | | | • |
|  | <u>HCIEXT5UC</u> | Island Hood Extension Kit | 539 599 | • |
|  | <u>HCREC5UC</u> | Box/Pyramid/Glass Canopy Chimney Hood Recirculation Kit | 119 139 | • |
|  | <u>HIREC5UC</u> | Island Hood Recirculation Kit | 109 119 | • |

CHIMNEY WALL HOODS

This price list supersedes all previous price lists. Prices listed herein do not include applicable state or local taxes.

| Model Number | Description | MAP | MSRP |
|--------------|-------------|-----|------|
|--------------|-------------|-----|------|

All Bosch Chimney Wall Hoods Include the Following Features:

- Kitchen Timer
- Clean Filter Reminder
- Auto On/Heat Sensor
- Anodized Aluminum Mesh Filters
- Vertical Ducting with 8" Round Duct
- Backdraft Damper and Transition Included
- Recirculation Kit Available as an Accessory
- Extension Kit for Ceilings 9'-11' 6" Available as an Accessory

300 Series

ENERGY STAR® Certified Pyramid Canopy Chimney Hood

- 300 CFM
- Three-Speed Electronic Control with White and Red LCD Display
- Two Bright LED Lights

| | | | |
|----------------------------|--|-------|-------|
| HCP34E52UC | 24" Pyramid Canopy Chimney Hood, 300 CFM | 1,099 | 1,249 |
| HCP30E52UC | 30" Pyramid Canopy Chimney Hood, 300 CFM | 1,199 | 1,349 |
| HCP36E52UC | 36" Pyramid Canopy Chimney Hood, 300 CFM | 1,299 | 1,449 |



HCP34E52UC

500 Series

Box Canopy Chimney Hood

- 600 CFM
- Four Speed Electronic Control with White and Red LCD Display
- Two 40 W Halogen Lights

| | | | |
|----------------------------|--------------------------------------|-------|-------|
| HCB50651UC | 30" Box Canopy Chimney Hood, 600 CFM | 1,549 | 1,749 |
| HCB56651UC | 36" Box Canopy Chimney Hood, 600 CFM | 1,649 | 1,849 |



HCB50651UC

Pyramid Canopy Chimney Hood

- Home Connect®
- 600 CFM
- Cooktop Hood Control
- Four Speed Electronic Control with White and Red LCD Display
- Two Bright LED Lights

| | | | |
|----------------------------|--|-------|-------|
| HCP50652UC | 30" Pyramid Canopy Chimney Hood, 600 CFM | 1,549 | 1,749 |
| HCP56652UC | 36" Pyramid Canopy Chimney Hood, 600 CFM | 1,649 | 1,849 |



HCP50652UC

800 Series

Pyramid Canopy Chimney Hood

- Black Stainless Steel Guards Against Surface Scratches and Fingerprints
- 600 CFM
- Four Speed Electronic Control with White and Red LCD Display
- Two 40 W Halogen Lights

| | | | |
|----------------------------|---|-------|-------|
| HCP80641UC | 30" Pyramid Chimney, 600 CFM, Black Stainless | 1,399 | 1,549 |
| HCP86641UC | 36" Pyramid Chimney, 600 CFM, Black Stainless | 1,549 | 1,749 |



HCP80641UC

CHIMNEY WALL HOODS/ACCESSORIES

This price list supersedes all previous price lists. Prices listed herein do not include applicable state or local taxes.

| Model Number | Description | MAP | MSRP | |
|--------------|-------------|-----|------|--|
|--------------|-------------|-----|------|--|

Benchmark Series







Glass Canopy Chimney Hood

- Anodized Aluminum Mesh Filter with Stainless Steel Bosch Design Cover and Metal Latch
- 600 CFM
- Four Speed Electronic Control with White and Red LCD Display
- Clean Filter Reminder
- Two 40 W Halogen Lights



HCG56651UC **36" Glass Canopy Chimney Hood, 600 CFM** **2,099 2,349** *HCG56651UC*

Accessories for Chimney Wall Hoods

| | | | | | HCB/Box | HCP/Pyramid | HCG/Glass Canopy |
|---|--|------------|------------|--|---------|-------------|------------------|
|  | Chimney Wall Hood Extension Kit. • Fits Ceilings From 9' to 11' 6" in Height • Stainless Steel Flue Extensions and Inner Structure Parts Included | | | | | | |
| | <u>HCBEXT5UC</u> Box Canopy Chimney Hood Extension Kit, Stainless Steel | 319 | 359 | | • | | |
|  | <u>HCGEXT5UC</u> Glass Canopy Chimney Hood Extension Kit | 319 | 359 | | | | • |
|  | <u>HCPEXT5UC</u> Pyramid Canopy Chimney Hood Extension Kit, Stainless Steel | 319 | 359 | | | | • |
|  | <u>HCPEXT4UC</u> Pyramid Canopy Chimney Hood Extension Kit, Black Stainless Steel | 539 | 599 | | • | • | • |
|  | <u>HCIFILTUC</u> Box/Pyramid/Glass Canopy Chimney Hood Filter Kit | 119 | 139 | | • | • | • |
|  | <u>HCREC5UC</u> Box/Pyramid/Glass Canopy Chimney Hood Recirculation Kit | 119 | 139 | | • | • | • |

PULL-OUT HOOD/ACCESSORIES

This price list supersedes all previous price lists. Prices listed herein do not include applicable state or local taxes.

| Model Number | Description | MAP | MSRP |
|--------------|-------------|-----|------|
|--------------|-------------|-----|------|

500 Series

Integrated Stainless Pull-Out Range Hood

- | | | |
|--|---|--|
| <ul style="list-style-type: none"> • 400 CFM • Electronic Control with White LCD Display • Kitchen Timer • Clean Filter Reminder | <ul style="list-style-type: none"> • Three Fan Speeds with Intensive Speed • Two Bright LED Lights • Two Anodized Aluminum Mesh Filters • Vertical Ducting with 6" Round Duct | <ul style="list-style-type: none"> • Backdraft Damper and Transition Included • Recirculation/Charcoal Kit Available as an Accessory • 110 V UL Rated with 120 V 3-Prong Plug |
|--|---|--|



HUI54452UC

| | | |
|-----------------------------------|-----------------------------------|------------------|
| HUI54452UC | 24" Pull-Out Hood, 400 CFM | 919 1,049 |
|-----------------------------------|-----------------------------------|------------------|

Integrated Stainless Pull-Out Range Hood

- | | | |
|--|---|---|
| <ul style="list-style-type: none"> • 300 CFM – (30" Width) • 500 CFM – (36" Width) • Three Speed Slider Switch Control • Two 20 W Halogen Lights • Four Aluminum Mesh Filters | <ul style="list-style-type: none"> • Removable Stainless Steel Front Visor Panel That Can Be Replaced with a Custom Strip (Not Provided) • 6" Round Duct • Vertical and Horizontal Discharge | <ul style="list-style-type: none"> • 120 V Junction Box Direct Wire • CFM Reducer Kit Available as Accessory • Non-Duct Recirculation Kit Available as Accessory (Vent Grate Cover Included with Hood) |
|--|---|---|






HUI56551UC

| | | |
|-----------------------------------|--|------------------|
| HUI50351UC | 30" Pull-Out Hood, 300 CFM, Stainless Steel | 949 1,049 |
|-----------------------------------|--|------------------|

| | | |
|-----------------------------------|--|------------------|
| HUI56551UC | 36" Pull-Out Hood, 500 CFM, Stainless Steel | 999 1,099 |
|-----------------------------------|--|------------------|

Accessories for Pull-Out Hoods

| | | | HUI54452UC | HUI50351UC |
|---|--|------------|------------|------------|
| | | | HUI56551UC | HUI56551UC |
|  | Recirculation Kit/Charcoal Filter Accessory Kit For HUI50351UC and HUI56551UC Models • Absorbs Odors with High Quality Heavy Duty Charcoal Filters • For Recirculation, Non-Vented Installations HUIF06UC Non-Duct Recirculation Accessory Kit/Charcoal Filter Accessory Kit | 109 | 119 | • |
|  | CFM Reducer Accessory Kit For HUI56551UC Model • Reduces CFM to Under 300 • Converts a 6" Round Duct to a 5" Round Duct • Check Your Local Code and Regulations for Make-Up Air Requirements HUIRED56UC CFM Reducer Accessory Kit, Reduces CFM to Under 300 CFM | 59 | 69 | • |
|  | Recirculation/Charcoal Kit for HUI54452UC – 24" Pull-Out Hood HVREC5UC Pull-Out Hood Recirculation/Charcoal Filter Accessory Kit | 109 | 119 | • |

CUSTOM INSERTS

This price list supersedes all previous price lists. Prices listed herein do not include applicable state or local taxes.

| Model Number | Description | MAP | MSRP |
|--------------|-------------|-----|------|
|--------------|-------------|-----|------|

ALL NEW Bosch Custom Insert Range Hoods Include the Following Features:

- | | | |
|------------------------|----------------------|-----------------------------------|
| • Home Connect® | • Two 6 W Led Lights | • Dishwasher-safe Aluminum Filter |
| • Cooktop Hood Control | • 15 Amps | • Mesh with Stainless Steel Cover |
| • Touch Control | • 120 V | • Plug Type: Hardwire |


300 Series

Custom Insert Range Hood

- 300 CFM
- Vertical Ducting with 6" Round Duct



HUI34253UC

| | | | | |
|-----------------------|--|------------|--------------|---|
| NEW HUI34253UC | 24" Custom Insert Hood, 300 CFM | 899 | 999 |  |
| NEW HUI30253UC | 30" Custom Insert Hood, 300 CFM | 949 | 1,049 | |
| NEW HUI36253UC | 36" Custom Insert Hood, 300 CFM | 999 | 1,099 | |



HUI30253UC



HUI36253UC




800 Series

Custom Insert Range Hood

- 600 CFM
- Vertical Ducting with 8" Round Duct



HUI80553UC

| | | | | |
|-----------------------|--|--------------|--------------|---|
| NEW HUI80553UC | 30" Custom Insert Hood, 600 CFM | 1,299 | 1,449 |  |
| NEW HUI86553UC | 36" Custom Insert Hood, 600 CFM | 1,399 | 1,549 | |



HUI86553UC



This price list supersedes all previous price lists. Prices listed herein do not include applicable state or local taxes.

| Model Number | Description | MAP | MSRP | HUI34253UC | HUI30253UC | HUI36253UC | HUI80553UC | HUI86553UC |
|---|---|-----|------|------------|------------|------------|------------|------------|
| Accessories for Custom Insert Range Hoods | | | | | | | | |
|  | NEW HUIFIL0UC Charcoal Filter Kit for 30" Custom Inserts HUI30253UC and HUI80553UC | 109 | 119 | | • | | • | |
|  | NEW HUIFIL46UC Charcoal Filter Kit for 24" Custom Insert HUI34253UC and 36" Custom Inserts HUI36253UC and HUI86553UC | 109 | 119 | • | | • | | • |

DOWNDRAFT/ACCESSORIES

This price list supersedes all previous price lists. Prices listed herein do not include applicable state or local taxes.

| Model Number | Description | MAP | MSRP |
|--------------|-------------|-----|------|
|--------------|-------------|-----|------|

800 Series

Downdraft Ventilation

- | | | |
|--|---|--|
| <ul style="list-style-type: none"> • Design Matched for Use In Combination with Bosch Cooktops • 12" Telescopic Chimney Rise • Preserves Clean Sight Lines When Not In Use • Stainless Steel • Six Possible Discharge Connections to Fit Your Kitchen Design Allowing Flexibility to Exhaust At Sides, Front, Rear or Downward (Additional Accessories May Be Required Depending on Installation, See Manual) | <ul style="list-style-type: none"> • Sleek Front Panel Conceals Mesh Filters, Giving a Timeless Aesthetic and Acts as a Splatter Guard While Cooking • Dishwasher-Safe Aluminum Mesh Filters • 3-Speed Control <p><i>Required to Complete the Installation: Blower Options, Sold Separately</i></p> <ul style="list-style-type: none"> • 600 CFM Remote (DHR1FZUC), and Inline (DHI1FZUC) Blower <p><i>May Be Required to Complete the Installation Depending on Exhaust Direction & Blower Chosen:</i></p> | <ul style="list-style-type: none"> • Downdraft Transitions (HDDSTRAN6, HDDSTRAN8, HDDFTRAN6, HDDFTRAN8, HDD2RECTD, HDDSTRAN2 see page 11-9) • Recirculation Possible, Accessory Sold Separately (HDDREC5UC see page 11-10) • Gas Cooktop Seal Kit Sold Separately (Required For Installation with Gas Cooktops see page 11-10). |
|--|---|--|







HDD86051UC

| | | | |
|-----------------------------------|---------------------------------------|--------------|--------------|
| HDD80051UC | 30" Downdraft, Optional Blower | 1,699 | 1,899 |
| HDD86051UC | 36" Downdraft, Optional Blower | 1,749 | 1,949 |


NOTE: Transition required and sold separately for all remote and inline blower installations.

Accessories for Downdraft-Blowers

| | | | | HDD86051UC | HDD80051UC |
|---|--|---------------------------------|------------|------------|------------|
|  | NEW DHI1FZUC 600 CFM Inline Blower | 689 | 799 | • | • |
|  | DHG602DUC 600 CFM Flexible Blower for HDD86051UC and HDD80051UC Bosch Downdrafts Only 8" Round Exhaust | 739 | 849 | • | • |
|  | NEW DHR1FZUC 600 CFM Remote Blower for HDD86051UC and HDD80051UC Bosch Downdrafts Only 6" Round Exhaust | 729 | 849 | • | • |
|  | EXTNCB25W 25-ft Remote & Inline Blower Extension Cable Compatible with Remote Blower DHR1FZUC and Inline Blower DHI1FZUC | See Thermador Price List | | • | • |







DOWNDRAFT ACCESSORIES

This price list supersedes all previous price lists. Prices listed herein do not include applicable state or local taxes.

| Model Number | Description | MAP | MSRP | | |
|---|---|-----|------|--------------------------|----------|
| Accessories for Downdraft–Blowers | | | | | |
|  | <p>EXTNSET4 3-pc extension set for Inline and remote blowers See Thermador Price List</p> <p>For older generation blowers when paired with new generation blowers Compatible with Remote Blower DHR1FZUC and Inline Blower DHI1FZUC</p> | | | HDD86051UC HDD80051UC | • • |







Accessories for Downdraft–Transitions

The Below Transitions May Be Required to Complete the Installation of HDD80051UC and HDD86051UC Depending on the Discharge Connection Chosen in Combination with the Downdraft Blower Selected (See Installation Manual) • For Use with Inline and Remote Blowers

| | | | | | |
|--|--|--|--|--------------------------|----------|
|  | <p>HDD2RECTD 2' Rectangular Duct 89 99</p> <p>Rectangular Duct That Is 2' Long × 1 7/8" Deep × 19" Wide Ability to Use as an Extension to Exhaust through a Cabinet or Wall. To Modify Length, Duct May Be Cut. HDDSTRAN6 or HDDSTRAN8 May Be Used to Connect HDD2RECTD to Round Ductwork HDDSTRAN2 Required to Attach Duct to Downdraft Housing</p> | | | HDD86051UC HDD80051UC | • • |
|  | <p>HDDFTRAN6 6" Round Front Plate 79 89</p> <p>Front Rough-In Plate for Front Exhaust Applications</p> | | | | • • |
|  | <p>HDDFTRAN8 8" Round Front Plate for Downdraft 79 89</p> <p>Front Rough-In Plate for Front Exhaust Applications</p> | | | | • • |
|  | <p>HDDSTRAN2 Transition for Rectangular Duct 69 79</p> <p>Required to Attach HDD2RECTD 2' Rectangular Duct to Downdraft Housing</p> | | | | • • |
|  | <p>HDDSTRAN6 6" Side/Rear Transition 139 159</p> <p>Rectangular 1 7/8" X 19" Transition to 6" Round for Side and Rear Exhaust Applications</p> | | | | • • |
|  | <p>HDDSTRAN8 8" Side/Rear Transition 139 159</p> <p>Rectangular 1 7/8" X 19" Transition to 8" Round for Side and Rear Exhaust Applications</p> | | | | • • |

DOWNDRAFT ACCESSORIES

This price list supersedes all previous price lists. Prices listed herein do not include applicable state or local taxes.

| Model Number | Description | MAP | MSRP | HDD86051UC | HDD80051UC |
|---|---|------------|------------|------------|------------|
| Accessories for Downdraft | | | | | |
|  | <p>Downdraft Recirculation Kit</p> <ul style="list-style-type: none"> Enables Non-Ducted Downdraft Installation by Allowing Filtered Air to Re-Enter the Kitchen after Passing Through a Charcoal Filter Includes Recirculation Module, Charcoal Filter and Metal Grill Vent Plate Recirculation Module Works In Wall or Island Applications Mounts to Cabinet Base, Recesses into Toe Kick/Socket Area Fits In Toe-Kick/Socket Heights of 4" or Taller Module and Grill Vent Plate Can Be Placed So Air Does Not Hit Feet Downdraft and Internal Blower Sold Separately To Be Used Only with Bosch Downdrafts and Blowers May Bypass the Need to Supply Make Up Air, Subject to Local Code | 479 | 529 | • | • |
| <u>HDDREC5UC</u> | Recirculation Kit for Downdraft Replace Filters Every 3-6 Months, Depending on Usage, with HDDFILTUC | | | | |
|  | <p>Charcoal Filter Replacement for Recirculation Kit for Downdraft</p> | 89 | 99 | • | • |
| <u>HDDFILTUC</u> | | | | | |
|  | <p>Gas Cooktop Seal Kit</p> <ul style="list-style-type: none"> For Use with 36" HDD86051UC and 30" HDD80051UC Downdrafts Required for Installation with Gas Cooktops Includes Trim Bracket, Seal, and 2 Metal Grills | 89 | 99 | • | • |
| <u>HDD0RSP</u> | 30" Gas Cooktop Seal Kit for Downdraft | | | | |
|  | <p>36" Gas Cooktop Seal Kit for Downdraft</p> | 89 | 99 | • | • |
| <u>HDD6RSP</u> | | | | | |
|  | <p>HDDTRIM30S Trim accessory for 30" downdraft</p> | 49 | 59 | • | |
| <u>HDDTRIM30S</u> | | | | | |
|  | <p>HDDTRIM36S Trim accessory for 36" downdraft</p> | 49 | 59 | • | |
| <u>HDDTRIM36S</u> | | | | | |

| | | | |
|-----------------|------|-----------------|------------|
| B | | H | |
| B09IB91NSP..... | 1-5 | HBE5452UC..... | 8-1 |
| B10CB81NVB..... | 1-6 | HBE5453UC..... | 8-1 |
| B10CB81NVW..... | 1-6 | HBL57M52UC..... | 8-3 |
| B11CB50SSS..... | 1-5 | HBL87M53UC..... | 8-6 |
| B11CB81SSS..... | 1-6 | HBL5344UC..... | 8-2 |
| B18IF905SP..... | 2-3 | HBL5351UC..... | 8-2 |
| B30BB935SS..... | 2-1 | HBL5451UC..... | 8-2 |
| B30IB905SP..... | 2-1 | HBL5551UC..... | 8-2 |
| B30IR905SP..... | 2-3 | HBL5651UC..... | 8-3 |
| B36BT935NS..... | 2-2 | HBL5754UC..... | 8-3 |
| B36CD50SNB..... | 1-2 | HBL8443UC..... | 8-4 |
| B36CD50SNS..... | 1-2 | HBL8444LUC..... | 8-5 |
| B36CL80ENS..... | 1-3 | HBL8444RUC..... | 8-5 |
| B36CL80SNS..... | 1-3 | HBL8453UC..... | 8-4 |
| B36CL81ENG..... | 1-3 | HBL8454UC..... | 8-4 |
| B36CT80SNB..... | 1-4 | HBL8642UC..... | 8-5 |
| B36CT80SNS..... | 1-4 | HBL8651UC..... | 8-5 |
| B36FD50SNB..... | 1-1 | HBL8743UC..... | 8-6 |
| B36FD50SNS..... | 1-1 | HBL8753UC..... | 8-6 |
| B36HNDL800..... | 2-4 | HBLP451LUC..... | 8-7 |
| B36IT905NP..... | 2-2 | HBLP451RUC..... | 8-7 |
| BCM8450UC..... | 5-1 | HBLP451UC..... | 8-7 |
| BFL18IF800..... | 2-4 | HBLP454UC..... | 8-7 |
| BFL30IR800..... | 2-4 | HBLP651LUC..... | 8-8 |
| BORPLFTR30..... | 2-4 | HBLP651RUC..... | 8-8 |
| BORPLFTR55..... | 2-4 | HBLP651UC..... | 8-8 |
| | | HBLP752UC..... | 8-9 |
| D | | HCB50651UC..... | 11-3 |
| DHG602DUC..... | 11-8 | HCB56651UC..... | 11-3 |
| DHI1FZUC..... | 11-8 | HCBE5T5UC..... | 11-4 |
| DHR1FZUC..... | 11-8 | HCG56651UC..... | 11-4 |
| DHZ3002UC..... | 11-1 | HCGEXT5UC..... | 11-4 |
| DHZ3052UC..... | 11-1 | HCIEXT5UC..... | 11-2 |
| DHZ3602UC..... | 11-1 | HCIFILTUC..... | 11-4 |
| DPH30652UC..... | 11-1 | HCP30E52UC..... | 11-3 |
| DPH36652UC..... | 11-1 | HCP34E52UC..... | 11-3 |
| DRZ3052UC..... | 11-1 | HCP36E52UC..... | 11-3 |
| DRZ3652UC..... | 11-1 | HCP50652UC..... | 11-3 |
| DUH30152UC..... | 11-1 | HCP56652UC..... | 11-3 |
| DUH30252UC..... | 11-1 | HCP80641UC..... | 11-3 |
| DUH36152UC..... | 11-1 | HCP86641UC..... | 11-3 |
| DUH36252UC..... | 11-1 | HCPEXT4UC..... | 11-4 |
| | | HCPEXT5UC..... | 11-4 |
| E | | HCREC5UC..... | 11-2, 11-4 |
| EXTNCB25W..... | 11-8 | HDD0RSP..... | 11-10 |
| EXTNSET4..... | 11-9 | HDD2RECTD..... | 11-9 |
| | | HDD6RSP..... | 11-10 |
| F | | HDD80051UC..... | 11-8 |
| FPETHKT50..... | 2-4 | HDD86051UC..... | 11-8 |
| FPETHRF50..... | 2-4 | HDDFILTUC..... | 11-10 |
| | | HDDFTRAN6..... | 11-9 |
| | | HDDFTRAN8..... | 11-9 |
| | | HDDREC5UC..... | 11-10 |
| | | HDDSTRAN2..... | 11-9 |
| | | HDDSTRAN6..... | 11-9 |
| | | HDDSTRAN8..... | 11-9 |
| | | HDDTRIM30S..... | 11-10 |
| | | HDDTRIM36S..... | 11-10 |
| | | HDI8056U..... | 6-7 |
| | | HDIP056U..... | 6-7 |
| | | HDS8045U..... | 6-3 |
| | | HDS8055U..... | 6-3 |
| | | HDS8645U..... | 6-3 |
| | | HDS8655U..... | 6-3 |
| | | HDZBS301..... | 6-10 |
| | | HDZIT301..... | 6-10 |
| | | HEATKITB82..... | 2-4 |
| | | HEI8046U..... | 6-5 |
| | | HEI8056U..... | 6-5 |
| | | HEIP056U..... | 6-5 |
| | | HEZ7YZ30UC..... | 9-10 |
| | | HEZ7YZ36UC..... | 9-10 |
| | | HEZ8LLUC..... | 6-9 |
| | | HEZ8TK30UC..... | 6-9 |
| | | HEZ8TK36UC..... | 6-9 |
| | | HEZ8YZ04UC..... | 6-8 |
| | | HEZ8YZ30UC..... | 6-8 |
| | | HEZ8YZ36UC..... | 6-8 |
| | | HEZ8ZZ30UC..... | 6-8 |
| | | HEZ8ZZ36UC..... | 6-8 |
| | | HEZ9GR37UC..... | 6-10, 9-10 |
| | | HEZ9GR41UC..... | 6-8, 9-10 |
| | | HEZ9GW23UC..... | 6-8, 9-10 |
| | | HEZ9LLUC..... | 6-9 |
| | | HEZ9TK30UC..... | 6-9 |
| | | HEZ9TK36UC..... | 6-9 |
| | | HEZ9YZ04UC..... | 6-8 |
| | | HEZ9YZ30UC..... | 6-8 |
| | | HEZ9YZ36UC..... | 6-8 |
| | | HEZ9ZZ30UC..... | 6-8 |
| | | HEZ9ZZ36UC..... | 6-8 |
| | | HEZ298102..... | 6-10, 9-10 |
| | | HEZ298107..... | 9-10 |
| | | HEZ390210..... | 6-10, 9-10 |
| | | HEZ390220..... | 6-10, 9-10 |
| | | HEZ390230..... | 6-10, 9-10 |
| | | HEZ390512..... | 6-10, 9-10 |
| | | HEZBS301..... | 6-10 |
| | | HEZCMT3050..... | 5-1 |
| | | HEZGR301..... | 6-10 |
| | | HEZTR301..... | 6-10, 8-10 |
| | | HGI8046UC..... | 6-6 |
| | | HGI8056UC..... | 6-6 |
| | | HGIP056UC..... | 6-6 |
| | | HGS8045UC..... | 6-2 |
| | | HGS8055UC..... | 6-2 |
| | | HGS8645UC..... | 6-2 |
| | | HGS8655UC..... | 6-2 |

| | | | | | |
|------------------|------|------------------|------|------------------|------|
| HGZBS301 | 6-10 | NGM8048UC | 9-8 | SMZ3IN1UC..... | 3-10 |
| HGZIT301 | 6-10 | NGM8058UC | 9-8 | SMZ1007UC | 3-9 |
| HIB82651UC | 11-2 | NGM8648UC | 9-8 | SMZ4000UC | 3-9 |
| HII8047U | 6-4 | NGM8658UC | 9-8 | SMZ4026..... | 3-9 |
| HII8057U | 6-4 | NGMP058UC | 9-9 | SMZ5000..... | 3-9 |
| HIIP057U | 6-4 | NGMP077UC | 9-9 | SMZ5002UC | 3-9 |
| HIREC5UC | 11-2 | NGMP658UC | 9-9 | SMZ5003..... | 3-9 |
| HIS8055U | 6-1 | NGMP677UC | 9-9 | SMZ5400..... | 3-9 |
| HIS8655U | 6-1 | NIT5060UC | 9-1 | SMZCD200UC | 3-9 |
| HMB50152UC..... | 7-3 | NIT5460UC | 9-1 | SMZEPCC1UC | 3-10 |
| HMB57152UC..... | 7-3 | NIT5660UC | 9-1 | SMZPCJB1UC | 3-10 |
| HMC54151UC | 7-2 | NIT8060SUC..... | 9-2 | SMZSH002UC..... | 3-10 |
| HMC80152UC..... | 7-3 | NIT8060UC | 9-2 | SPE53B52UC..... | 3-7 |
| HMC80242UC..... | 7-3 | NIT8660SUC..... | 9-2 | SPE53B55UC..... | 3-7 |
| HMC80252UC..... | 7-3 | NIT8660UC | 9-2 | SPE53B56UC..... | 3-7 |
| HMC87152UC..... | 7-3 | NITP060SUC..... | 9-3 | SPE68B55UC..... | 3-8 |
| HMCP0252UC | 7-3 | NITP060UC..... | 9-3 | SPV68B53UC..... | 3-8 |
| HMD8053UC | 7-2 | NITP660SUC..... | 9-3 | SPX68B55UC..... | 3-8 |
| HMD8451UC | 7-2 | NITP660UC..... | 9-3 | | |
| HMV3053U | 7-1 | | | W | |
| HMV5053U | 7-1 | R | | WAT28400UC | 4-1 |
| HMV8044U | 7-1 | RGM8058UC..... | 10-1 | WAW285H1UC..... | 4-1 |
| HMV8053U | 7-1 | RGM8658UC..... | 10-1 | WAW285H2UC | 4-2 |
| HMVP053U | 7-2 | | | WMZ20600 | 4-5 |
| HSLP451UC | 8-8 | S | | WMZPW20W..... | 4-5 |
| HSLP751UC | 8-9 | SGE53B55UC | 3-7 | WTG865H4UC | 4-4 |
| HUI30253UC | 11-6 | SGV78B53UC | 3-8 | WTG86403UC..... | 4-3 |
| HUI34253UC | 11-6 | SGX78B55UC | 3-8 | WTW87NH1UC | 4-3 |
| HUI36253UC | 11-6 | SGZ1010UC | 3-9 | WTZ11400UC | 4-5 |
| HUI50351UC | 11-5 | SGZ1052UC | 3-9 | WTZ20410UC | 4-5 |
| HUI54452UC..... | 11-5 | SGZ9091UC | 3-9 | WTZPA20UC | 4-5 |
| HUI56551UC | 11-5 | SHE3AR72UC | 3-1 | WTZPA30US | 4-5 |
| HUI80553UC..... | 11-6 | SHE3AR75UC | 3-1 | WTZPW20D | 4-5 |
| HUI86553UC | 11-6 | SHE3AR76UC | 3-1 | WTZSB30UC..... | 4-5 |
| HUIF06UC | 11-5 | SHE89PW75N..... | 3-6 | | |
| HUIFIL46UC | 11-7 | SHEM3AY52N | 3-1 | | |
| HUIFILT0UC..... | 11-7 | SHEM3AY55N | 3-1 | | |
| HUIRED56UC..... | 11-5 | SHEM63W55N | 3-2 | | |
| HVREC5UC | 11-5 | SHEM78ZH5N..... | 3-5 | | |
| HWD5051UC | 8-10 | SHPM65Z52N | 3-3 | | |
| HWD5751UC | 8-10 | SHPM65Z55N | 3-3 | | |
| | | SHPM78Z54N | 3-4 | | |
| N | | SHPM78Z55N | 3-4 | | |
| NEM5066UC | 9-4 | SHPM88Z75N | 3-4 | | |
| NEM5466UC | 9-4 | SHSM63W55N..... | 3-2 | | |
| NEM5666UC | 9-4 | SHV89PW73N..... | 3-6 | | |
| NET8069SUC..... | 9-5 | SHVM4AYB3N | 3-1 | | |
| NET8069UC | 9-5 | SHVM63W53N | 3-2 | | |
| NET8669SUC..... | 9-5 | SHVM78Z53N | 3-4 | | |
| NET8669UC | 9-5 | SHX89PW75N..... | 3-6 | | |
| NETP069SUC | 9-6 | SHXM4AY55N | 3-1 | | |
| NETP669SUC | 9-6 | SHXM63W55N | 3-2 | | |
| NGM5058UC | 9-7 | SHXM78Z55N | 3-4 | | |
| NGM5458UC | 9-7 | SHXM88Z75N | 3-4 | | |
| NGM5658UC | 9-7 | | | | |

Invented for life



Bosch Home Appliances

North America Corporate Office

1.800.944.2904

www.bosch-home.com/us

©2022 BSH Home Appliances Corporation. All rights reserved. Bosch is a registered trademark of Robert Bosch GmbH.

All information presented herein is based on data available at the time of printing and is subject to change without notice.

For immediate installation dimensions by fax, use your handset and call 1.775.833.3600. Use Code #8317 for a directory of Bosch products.

20-BSH-0914.2