




BOSCH

Invented for life



Mainline & Benchmark Consumer Price List

Q2 2022



Mainline & Benchmark Consumer Price List



BOSCH

Q2 2022

Refrigeration	1-1	Microwaves	7-1
French Door Refrigerator	1-1	Over-the-Range Microwave Ovens	7-1
Bottom Freezer	1-4	Drawer Microwave Oven	7-2
		Speed Ovens	7-2
Benchmark Refrigeration	2-1	Ovens	8-1
Built-In Bottom Freezer	2-1	Built-In Ovens	8-1
Built-In French Door Bottom Freezer	2-2	Warming Drawers	8-10
Built-In Single Door	2-3	Accessories	8-10
Accessories	2-4		
Dishwashers	3-1	Cooktops	9-1
Dishwashers	3-1	Induction	9-1
ADA-Height Dishwashers	3-6	Electric	9-4
Accessories	3-8	Accessories	9-10
Laundry	4-1	Rangetops	10-1
Washers	4-1	Rangetops	10-1
Dryers	4-3		
Accessories	4-5	Ventilation	11-1
Coffee Machine	5-1	Under-Cabinet Hoods/Accessories	11-1
Built-In	5-1	Island Hoods/Accessories	11-2
		Chimney Wall Hoods	11-3
Ranges	6-1	Chimney Wall Hood Accessories	11-4
Freestanding Ranges—Gas	6-1	Pull-Out Hood/Accessories	11-5
Freestanding Ranges—Dual-Fuel	6-2	Downdraft/Accessories	11-6
Freestanding Ranges—Induction	6-3		
Slide-In Ranges—Gas	6-4	Index	12-1
Slide-in Ranges—Dual-Fuel	6-5	Index	12-1
Slide-In Ranges—Electric	6-6		
Slide-in Ranges—Induction	6-7		
Accessories	6-8		

FRENCH DOOR REFRIGERATOR

This price list supersedes all previous price lists. Prices listed herein do not include applicable state or local taxes.

Model Number	Description	MAP	MSRP
--------------	-------------	-----	------

All Bosch Freestanding French Door Refrigerators Include the Following Features:

- ENERGY STAR® Certified
- Hidden Hinges
- Door Alarm
- SuperCool/SuperFreeze®
- LED Lighting
- Gallon Door Storage Bins

300 Series

36" Side-by-Side—Stainless Steel

- 20.2 cu.ft.
- Counter Depth
- Fingerprint-Resistant Stainless Steel
- MultiAirFlow® Circulation System
- Easy Access Glass Shelf
- Tempered Glass Shelves
- Transparent Storage
- MultiBox Storage Drawers
- Dispenser Control Lock
- Egg Tray

B20CS30SNS

Stainless Steel, Bar Handle

2,399 2,649



B20CS30SNS



500 Series

36" Freestanding Counter-Depth French Door Refrigerator, External Water and Ice—Stainless Steel

- Home Connect™ Features
- 21.6 cu.ft.
- True Counter Depth
- 70" Height
- Easy to Clean Stainless Steel
- Built-In Look
- Stainless Steel Back Wall
- MultiAirFlow®
- Adjustable Tempered Glass Shelving
- Humidity Controlled Crisper Drawers
- Full-Width Chiller Drawer
- UltraClarityPro® Water Filter
- External Ice and Water Dispenser
- Freezer with Two-Tiered Shelving
- SoftClose. Freezer Closing
- QuickIce Pro System™ Makes up to 12 lbs. of Ice per Day*
- Ice Maker
- Freezer Ice Bin

B36CD50SNS

Stainless Steel, Bar Handle

3,199 3,549

B36CD50SNB

Black Stainless Steel, Bar Handle

3,449 3,799



B36CD50SNS



B36CD50SNB

*Based on single ice maker production rates during a 24-hour period, measured per IEC standards, when the ice bin was removed. Results may vary depending on operating conditions.



FRENCH DOOR REFRIGERATOR

This price list supersedes all previous price lists. Prices listed herein do not include applicable state or local taxes.

Model Number	Description	MAP	MSRP
--------------	-------------	-----	------

800 Series

36" Freestanding Counter-Depth French Door Refrigerator—Stainless Steel

- Home Connect™ Features
- 20.5 cu.ft.
- True Counter Depth
- 72" Height
- Dual Compressor and Dual Evaporator
- Easy to Clean Stainless Steel
- Built-In Look
- Stainless Steel Back Wall
- MultiAirFlow®
- Automatic VitaFreshPro®
- Dual Temperature and Humidity Controlled Crisper Drawers
- Dual Activated Internal Water Dispenser
- FlexBar® with shelving accessories
- Full-Width Chiller Drawer
- Freezer with Three-Tiered Shelving
- SoftClose® Drawer Closing
- Ice Maker
- Adjustable Tempered Glass Shelving
- Ice Scoop



B36CL80SNS



B36CL80ENS



B36CL80SNS **Stainless Steel, Bar Handle** **3,599 3,999**

B36CL80ENS **Stainless Steel, Recessed Handle** **3,699 4,099**

36" Freestanding Counter-Depth French Door Refrigerator Refreshment Center—Glass on Stainless Steel

- Home Connect™ Features
- 20.5 cu.ft.
- True Counter Depth
- 72" Height
- Dual Compressor and Dual Evaporator
- Glass over Stainless Steel
- Built-In Look
- Stainless Steel Back Wall
- MultiAirFlow®
- Beverage Drawer Holds up to 17 Standard Wine Bottles or 35 Standard Beverage Cans
- Temperature-controlled middle drawer
- Dual Activated Internal Water Dispenser
- FlexBar® with Shelving Accessories
- Full-Width Chiller Drawer
- Freezer with Three-Tiered Shelving
- SoftClose® Drawer Closing
- Ice Maker
- Adjustable Tempered Glass Shelving
- Ice Scoop



B36CL81ENG

B36CL81ENG **Glass on Stainless Steel, Integrated Handle** **4,799 5,299**



FRENCH DOOR REFRIGERATOR

This price list supersedes all previous price lists. Prices listed herein do not include applicable state or local taxes.

Model Number	Description	MAP	MSRP
--------------	-------------	-----	------

800 Series

36" Freestanding Counter-Depth French Door Refrigerator—Stainless Steel

- Home Connect™ Features
- 20.8 cu.ft.
- True Counter Depth
- 72" Height
- Dual Compressor and Dual Evaporator
- Easy to Clean Stainless Steel
- Built-In Look
- Stainless Steel Back Wall
- MultiAirFlow®
- Automatic VitaFreshPro®
- Dual Temperature and Humidity Controlled Crisper Drawers (individual)
- Dual Activated Internal Water Dispenser
- FlexBar® with shelving accessories
- Full-Width Chiller Drawer
- Freezer with Three-Tiered Shelving
- SoftClose® Freezer
- Ice Maker
- Adjustable Tempered Glass Shelving
- Ice Scoop



B36CT80SNS



B36CT80SNB



<u>B36CT80SNS</u>	Stainless Steel, Bar Handle	3,399	3,749
<u>B36CT80SNB</u>	Black Stainless Steel, Bar Handle	3,649	4,049

BOTTOM FREEZER

This price list supersedes all previous price lists. Prices listed herein do not include applicable state or local taxes.

Model Number	Description	MAP	MSRP
All Bosch Counter-Depth Two Door Bottom Freezer Refrigerators Include the Following Features:			
• Counter Depth	• MultiAirFlow® System	• CoolPaks	
• Reversible Doors	• Spill-Proof Glass Shelves	• Door Alarm	
• Wine Rack	• Removable Freezer Bins	• ENERGY STAR® Certified	

500 Series

24" Freestanding Counter-Depth Two Door Bottom Freezer Refrigerator—Stainless Steel Door

- 11 cu.ft.
- 24"x79" European Style
- Hidden Hinges
- SuperCool/SuperFreeze®
- AirFresh Filter®
- Sidewall LED Lighting
- HydroFresh Humidity-Controlled Crisper
- Telescopic Drawers

B11CB50SSS

Stainless Steel, Bar Handle

2,899 3,199

Note: For model with internal ice maker (B11CB81SSS), see page 1-5.



B11CB50SSS



800 Series

24" Built-In Two Door Bottom Freezer Refrigerator—Custom Panel

- Home Connect™ Features
- 8.4 cu.ft.
- OptiFlex® Hinge
- VitaFreshPro®—Stable Temperature and Humidity Controlled Drawer
- Installs True Flush
- Dual Evaporators
- Recessed LED Theater Lighting
- Garage Shelving
- Full Width Shelving
- Full Extension Drawers
- Electronic Controls
- SuperCool/SuperFreeze®
- Economy/Vacation Mode

B09IB91NSP

Custom Panel

2,999 3,299



B09IB91NSP



BOTTOM FREEZER

This price list supersedes all previous price lists. Prices listed herein do not include applicable state or local taxes.

Model Number	Description	MAP	MSRP
800 Series			

24" Freestanding Counter-Depth Two Door Bottom Freezer Refrigerator

- 10 cu.ft.
- 24" x 73" European Style
- Tempered Glass Refrigerator/Freezer Door
- HydroFresh Humidity-Controlled Crisper
- LED Bright Lighting
- Ice Trays



B10CB81NVB

B10CB81NVW



<u>B10CB81NVB</u>	Black Glass Door	2,999	3,299
<u>B10CB81NVW</u>	White Glass Door	2,999	3,299

24" Freestanding Counter-Depth Two Door Bottom Freezer Refrigerator—Stainless Steel Door

- 11 cu.ft.
- 24" x 79" European Style
- Hidden Hinges
- SuperCool/SuperFreeze®
- AirFresh Filter®
- Sidewall LED Lighting
- HydroFresh Humidity-Controlled Crisper
- Telescopic Drawers
- Internal Ice Maker



B11CB81SSS



<u>B11CB81SSS</u>	Stainless Steel, with Internal Ice Maker	3,099	3,449
-----------------------------------	---	--------------	--------------

Note: For model without internal ice maker (B11CB50SSS), see page 1-4.

BUILT-IN BOTTOM FREEZER

This price list supersedes all previous price lists. Prices listed herein do not include applicable state or local taxes.

Model Number	Description	MAP	MSRP
All Bosch Benchmark Series Bottom Freezer and French Door Freezer Refrigerators Include the Following Features:			
• Home Connect™ Capability	• MultiAirFlow® cooling system		• Gallon Door Bins
• ENERGY STAR® Certified	• Carbon Air Filter		• Internal Ice Maker
• Installs True Flush or Framed	• SuperCool/SuperFreeze™		• Water Filter
• Tall Door Built-In Refrigeration	• Full Width Shelving		• Sabbath/Economy/Vacation Mode
• Sidewall LED Theater Lighting	• Full Extension Drawers		• Dual Compressor and Evaporator
• TFT Controls	• Temperature Controlled Deli Drawer		• New Interior Design
• OptiFlex® Hinge			

Benchmark Series

30" Built-In Two Door Bottom Freezer Refrigerator—Custom Panel

- 16.0 cu.ft.

B30IB905SP

Custom Panel

7,299 8,049



B30IB905SP



30" Built-In Two Door Bottom Freezer Refrigerator—Stainless Steel Panel

- 16.0 cu.ft.

Pre-Assembled Package Includes: Flat Stainless Panels • Bosch Handles

B30BB935SS

Stainless Steel

8,299 9,149



B30BB935SS



BUILT-IN FRENCH DOOR BOTTOM FREEZER

This price list supersedes all previous price lists. Prices listed herein do not include applicable state or local taxes.

Model Number	Description	MAP	MSRP
--------------	-------------	-----	------

Benchmark Series

36" Fully-Integrated French Door Bottom Freezer Refrigerator—Custom Panel

- 19.5 cu.ft.



B36IT905NP



B36BT935NS



[B36IT905NP](#)

Custom Panel

7,799 8,599

[B36BT935NS](#)

Stainless Steel

8,999 9,899

BUILT-IN SINGLE DOOR

This price list supersedes all previous price lists. Prices listed herein do not include applicable state or local taxes.

Model Number	Description	MAP	MSRP
All Bosch Benchmark Series Single Door Freezers and Refrigerators Include the Following Features: <ul style="list-style-type: none"> Home Connect™ Capability ENERGY STAR® Certified Tall Door Built-In Style Installs True Flush or Framed All-LED sidewall and theater lighting OptiFlex® Hinge MultiAirFlow® cooling system TFT Controls 			

Benchmark Series

18" Built-In Single Door Freezer—Custom Panel

- 8.6 cu.ft.
- Internal Ice Maker
- Water Filter
- Single Compressor

B18IF905SP

18" Freezer, Custom Panel Single Door

5,499 6,049



B18IF905SP



30" Built-In Single Door Refrigerator—Custom Panel

- 17.2 cu.ft.
- Full Width Shelving
- Full Extension Drawers
- Humidity control drawer
- Gallon Door Bins
- VitaFresh System

B30IR905SP

30" Refrigerator, Custom Panel Single Door

6,299 6,949











B30IR905SP



This price list supersedes all previous price lists. Prices listed herein do not include applicable state or local taxes.

Accessories for Refrigeration

Accessories for Refrigeration					Mainline					Benchmark					
					B20CS30SNS	B36CD50SN_	B36CT__SN_	B36CL81ENG	B36CL80__NS	B18IF905SP	B30BB935SS	B30IB905SP	B30IR905SP	B36BT935NS	B36IT905NP
	Model Number	Description	MAP	MSRP											
	BORPLFTR30	Water Filter	40	49	• ¹										
	BORPLFTR50	UltraClarityPro® Water Filter	46	59	• ²	•	•	•	•	•	•	•	•	•	•
	BORPLFTR55	UltraClarityPro® Water Filter (same filter as BORPLFTR50, new packaging)	46	59	• ²	•	•	•	•	•	•	•	•	•	•
	FPETHKT50	FreshProtect™ Ethylene Filter "Starter" Kit	19	29			•		•						
	FPETHRF50	FreshProtect™ Ethylene Filter "Refill" Kit	9	9			•		•						
	BFL18IF800	18" Stainless Steel Flat Panel Freezer Door	450	499						•					
	BFL30IR800	30" Stainless Steel Flat Panel Freezer Door	550	649									•		
	B36HNDL800	36" Handle for Single Door	100	109						•			•		
	HEATKITB82	Heater Kit	399	439						•	•	•	•	•	•

Please make sure to order HEATKITB82 when installation is less than 6" apart but not connected, or for nontraditional side-by-side combinations without freezer column. A HEATKITB82 is recommended for use with any installation in areas that are subject to extreme humidity.

¹ B20CS30SNS/02

² B20CS30SNS/03

This price list supersedes all previous price lists. Prices listed herein do not include applicable state or local taxes.

Model Number	Description	MAP	MSRP
All Bosch 100 Series Dishwashers Include the Following Features:			
Quality <ul style="list-style-type: none"> • Anti-Finger Print Stainless Steel • Stainless Steel Tub with Polypropylene • 24/7 Overflow Protection 		Efficiency <ul style="list-style-type: none"> • 269 kWh/year • ENERGY STAR® Certified 	
		Performance <ul style="list-style-type: none"> • Up to Six Wash Cycles Including: Heavy, Auto, Normal, Speed 60 and Rinse & Hold • Up to Five Performance-Enhancing Options 	

100 Series

Quietness <ul style="list-style-type: none">• 50 dBA	Racks <ul style="list-style-type: none">• 14-Place Setting Capacity• Utility Rack• Manual Adjusting Upper Rack• 2 Lower Rack Flip Tines• 2 Silverware Baskets	Performance <ul style="list-style-type: none">• Additional Wash Cycles: Delicate, Express• Additional Options: Delay Start, Sanitize (NSF certified to remove up to 99.9% of bacteria)	 SHEM3AY55N
Design <ul style="list-style-type: none">• Standard Button Controls			
<u>SHEM3AY52N</u>	Recessed Handle, White	549	649
<u>SHEM3AY55N</u>	Recessed Handle, Stainless Steel with Silver Fascia	649	749

Quietness <ul style="list-style-type: none">• 50 dBA	Racks <ul style="list-style-type: none">• 14-Place Setting Capacity• Manual Adjusting Upper Rack• 2 Lower Rack Flip Tines• 2 Silverware Baskets	Performance <ul style="list-style-type: none">• Additional Wash Cycles: Delicate, Express• Additional Options: 3/6/9 H Delay Start, Sanitize (NSF certified to remove up to 99.9% of bacteria)	 SHE3AR75UC
Design <ul style="list-style-type: none">• Electronic Scrolling Controls			
<u>SHE3AR72UC</u>	Recessed Handle, White	549	649
<u>SHE3AR75UC</u>	Recessed Handle, Stainless Steel with Silver Fascia	649	749
<u>SHE3AR76UC</u>	Recessed Handle, Black	549	649

Quietness <ul style="list-style-type: none">• 49 dBA• InfoLight®	Racks <ul style="list-style-type: none">• 14-Place Setting Capacity• 2 Step RackMatic®• Upper Rack Flip Tines• 2 Silverware Baskets	Performance <ul style="list-style-type: none">• Additional Wash Cycles: Delicate• Additional Options: 24 H Delay Start, and Extra Dry	 SHVM4AYB3N
Design <ul style="list-style-type: none">• Electronic Controls			
SHVM4AYB3N	Custom Panel	849	949

Quietness <ul style="list-style-type: none">• 48 dBA• InfoLight®	Racks <ul style="list-style-type: none">• 15-Place Setting Capacity• Standard 3rd Rack• 3 Step RackMatic®• Upper & Lower Rack Flip Tines• 1 Silverware Basket	Performance <ul style="list-style-type: none">• Additional Wash Cycles: Speed 60• Additional Options: 24 H Delay Start, and Extra Dry, Sanitize (NSF certified to remove up to 99.9% of bacteria)
Design <ul style="list-style-type: none">• Electronic Controls• Time Remaining Display		
SHXM4AY55N	Bar Handle, Stainless Steel	849 949



DISHWASHERS

This price list supersedes all previous price lists. Prices listed herein do not include applicable state or local taxes.

Model Number	Description	MAP	MSRP
All Bosch 300 Series Dishwashers Include the Following Features:			
<div> <div> Quietness <ul style="list-style-type: none"> • 44 dBA • InfoLight® • Time remaining Display </div> <div> Design <ul style="list-style-type: none"> • Electronic Controls </div> <div> Racks <ul style="list-style-type: none"> • 16 place setting capacity • Standard 3rd Rack • 3 Step RackMatic® • FlexSpace™ Tines • 1 Flip Tine Upper Rack </div> <div> Quality <ul style="list-style-type: none"> • Deeper Full Stainless Steel Tub • 24/7 AquaStop® • Easily Accessible 3-Stage Filtration System </div> <div> Efficiency <ul style="list-style-type: none"> • 269 kWh/yr • ENERGY STAR® Certified </div> <div> Performance <ul style="list-style-type: none"> • Five Wash Cycles: Auto Wash, Heavy, Normal Wash, Speed60, Rinse & Hold • Four Options: Sanitize (NSF certified to remove up to 99.9% of bacteria), Extra Dry, 24H Delay Start, Half Load </div> </div>			

300 Series

Racks

- 2 silverware baskets

<u>SHEM63W55N</u> ¹	Recessed Handle, Stainless Steel	949	1,049
<u>SHSM63W55N</u>	Scoop Handle, Stainless Steel	999	1,099
<u>SHXM63W55N</u>	Bar Handle, Stainless Steel	1,049	1,199
<u>SHVM63W53N</u>	Fully Integrated – Requires Custom Panel	1,049	1,199



SHEM63W55N



SHSM63W55N



SHXM63W55N



SHVM63W53N

¹ No InfoLight®



This price list supersedes all previous price lists. Prices listed herein do not include applicable state or local taxes.

Model Number	Description	MAP	MSRP
All Bosch 500 Series Dishwashers Include the Following Features:			
<div> <div> Quietness <ul style="list-style-type: none"> • 44 dBA • InfoLight® </div> <div> Design <ul style="list-style-type: none"> • Pocket Handle Design • Electronic Controls • Time remaining Display </div> <div> Racks <ul style="list-style-type: none"> • 16 Place Setting Capacity • Flexible 3rd Rack • 3 Step RackMatic® • FlexSpace™ Tines • 2 Flip Tines Upper Rack </div> <div> Quality <ul style="list-style-type: none"> • Full Stainless Steel Tub • 24/7 AquaStop® • Easily Accessible 3-Stage Filtration System • EasyGlide™ Upper Rack </div> <div> Efficiency <ul style="list-style-type: none"> • 269 kWh/yr • ENERGY STAR® Certified </div> <div> Performance <ul style="list-style-type: none"> • Five Wash Cycles: Heavy, Auto Wash, Normal Wash, Speed60, Rinse & Hold • Four Options: Sanitize (NSF certified to remove up to 99.9% of bacteria), 24H Delay Start, Half Load, AutoAir™ </div> </div>			

Featuring AutoAir™—which opens the door to let fresh air circulate for 40% drier dishes.*

*Based on average drying performance of Bosch Dishwashers with AutoAir™ after seven hours as compared to Bosch Dishwashers with PureDry™.

500 Series

Racks

- 2 silverware baskets

Performance

- Additional Options:
Delicate

[**SHPM65Z52N**](#)

Pocket Handle, White

1,049 1,199

[**SHPM65Z55N**](#)

Pocket Handle, Stainless Steel

1,049 1,199



SHPM65Z52N



SHPM65Z55N



This price list supersedes all previous price lists. Prices listed herein do not include applicable state or local taxes.

Model Number	Description	MAP	MSRP
--------------	-------------	-----	------

All Bosch 800 Series Dishwashers Include the Following Features:

Quiet Operation:

- **Multiple layers of sound-absorbing insulation**
- **EcoSilence™ dual brushless motor system**
- **Solid molded base* to absorb noise while minimizing vibration**

Design:

- **Integrated control system**
- **Flush installation with full size tub**
- **Self-latching door**
- **Touch Controls**
- InfoLight® Except for Front Control Models
- Time Remaining Display

Racks:

- 16 Place Setting Capacity
- 3 Step RackMatic®
- FlexSpace™ Tines
- 2 Flip Tines Upper Rack

Quality:

- Full Stainless Steel Tub
- 24/7 AquaStop® Leak Protection System
- Easily Accessible 3-Stage Filtration System
- EasyGlide™ Upper Rack
- **Concealed water heating element**
- **Quick installation kit included**

Efficiency:

- 269 KWh/yr
- ENERGY STAR® Certified

Performance:

- Six Wash Cycles: Heavy, Auto Wash, **Eco**, Normal Wash, Speed60, Rinse & Hold
- Five Options: Sanitize (NSF certified to remove up to 99.9% of bacteria), **Delicate**, 24H Delay Start, Half Load, **CrystalDry™**

Featuring CrystalDry™—a patented drying technology that transforms moisture into heat to get dishes, including plastics, 60% drier.*

*Based on aggregate average drying performance of Bosch Dishwashers with CrystalDry™ on combined household load including plastics, glass, steel, and porcelain as compared to Bosch Dishwashers with PureDry™. Drying performance may vary by dish type.

800 Series

Quietness

- **42 dBA**
- InfoLight®

Racks

- Flexible 3rd Rack
- 2 silverware baskets

[**SHPM78Z54N**](#)

Pocket Handle, Black Stainless Steel

1,299 1,449



SHPM78Z54N

[**SHPM78Z55N**](#)

Pocket Handle, Stainless Steel

1,249 1,399



SHPM78Z55N

[**SHXM78Z55N**](#)

Bar Handle, Stainless Steel

1,299 1,449



SHXM78Z55N

[**SHVM78Z53N**](#)

Fully Integrated – Requires Custom Panel

1,299 1,449



SHVM78Z53N

Quietness:

- **40 dBA**
- InfoLight®

Racks:

- **MyWay™ 3rd Rack**
- **2 Flip Tines Lower Rack**
- 2 Silverware Baskets

Performance:

- Additional Options: **Eco**

[**SHPM88Z75N**](#)

Pocket Handle, Stainless Steel

1,449 1,599



SHPM88Z75N

[**SHXM88Z75N**](#)

Bar Handle, Stainless Steel

1,449 1,599





SHXM88Z75N






DISHWASHERS

This price list supersedes all previous price lists. Prices listed herein do not include applicable state or local taxes.

Model Number	Description	MAP	MSRP
800 Series			
Quietness	Racks	Performance	 SHEM78ZH5N 
<ul style="list-style-type: none"> 42 dBA 	<ul style="list-style-type: none"> Flexible 3rd Rack 2 Silverware Baskets 	<ul style="list-style-type: none"> Home Connect™ allows you to remotely monitor and Control with Wi-Fi Connectivity Additional Options: Remote Start 	
<u>SHEM78ZH5N*</u>	Recessed Handle, Stainless Steel	1,649	1,849

All Bosch Benchmark Series Dishwashers Include the Following Features:

Quietness <ul style="list-style-type: none"> 38 dBA Multiple Layers of Sound-Absorbing Insulation EcoSilence™ Dual Brushless Motor System Solid Molded Base to Absorb Noise while Minimizing Vibration 	Racks <ul style="list-style-type: none"> 3 Step RackMatic® DoubleFlex™ Silverware Basket 15 Place Setting Capacity Flexible Third Rack 6 Flip Tines Upper Rack 8 Flip Tines Lower Rack 	Efficiency <ul style="list-style-type: none"> 269 kWh/yr ENERGY STAR® Certified
Design: <ul style="list-style-type: none"> Touch Screen Display Time Remaining Display Integrated Control System Flush Installation with Full Size Tub Self Latching Door InfoLight® 	Quality: <ul style="list-style-type: none"> 24/7 AquaStop® Leak Protection System Concealed Heating Element Full Stainless Steel Tub Interior Light 24/7 AquaStop® Plus Telescopic Glides on all 3 loading levels Stainless Steel toekick Water Softener Vase Holder and Small Item Clips Made in Germany 	Performance <ul style="list-style-type: none"> Seven Cycles: Heavy, Auto Wash, Glass, Normal Wash, Speed60, Express, Rinse & Hold Seven Options: 24H Delay Start, ExtraScrub, SpeedPerfect, Half Load, Delicate, Sanitize, ExtraDry, Corrugated Shaped Filter Quick Installation Kit Included

Benchmark® Series			
<u>SHE89PW75N</u>	Recessed Handle TFT Display, Stainless Steel (currently not available)	2,249	2,499
<u>SHX89PW75N</u>	Bar Handle TFT Display, Stainless Steel (currently not available)	2,249	2,499
<u>SHV89PW73N¹</u>	Fully Integrated TFT Display Requires Custom Panel (currently not available)	2,249	2,499
			 SHE89PW75N  SHX89PW75N  SHV89PW73N

1 39 dBA



ADA-HEIGHT DISHWASHERS

This price list supersedes all previous price lists. Prices listed herein do not include applicable state or local taxes.

Model Number	Description	MAP	MSRP
--------------	-------------	-----	------

All Bosch ADA-Height Dishwashers Include the Following Features:

Design

- Time Remaining Display
- ADA Compliant Height (32" Tall)

Racks

- RackMatic®
- Flexible Silverware Basket

Quality

- Full Stainless Steel Tub
- 24/7 AquaStop® Plus
- Easily Accessible 3-Stage Filtration System

Efficiency

- 259 kWh/yr
- ENERGY STAR® Certified

Performance

- Four Wash Cycles: Heavy, Auto, Normal, Rinse & Hold
- Four Options: Delicate, Extra Dry, Sanitize, 24H Delay Start

300 Series EuroTub/ADA-Height 18" and 24"

Quietness

- 46 dBA

Racks

- Place Setting Capacity 10 (18" Width)
- Standard 3rd Rack

Quality

- Made in Poland

Performance

- Additional Cycle: Favorite
- Additional Options: Machine Care, Remote Start
- Home Connect™ Allows You to Remotely Monitor and Control with Wi-Fi Connectivity



SPE53B52UC



SPE53B55UC



SPE53B56UC



[SPE53B52UC](#)

18" Recessed Handle, White

949 1,049

[SPE53B55UC](#)

18" Recessed Handle, Stainless Steel

949 1,049

[SPE53B56UC](#)

18" Recessed Handle, Black

949 1,049

Quietness

- 46 dBA

Racks

- Place Setting Capacity 14

Quality

- Made in Germany
- **Water Softener**

Performance

- Additional Cycle: Favorite
- Additional Options: Machine Care, Remote Start
- Home Connect™ Allows You to Remotely Monitor and Control with Wi-Fi Connectivity



SGE53B55UC



[SGE53B55UC](#)








24" Recessed Handle, Stainless Steel

949 1,049



ADA-HEIGHT DISHWASHERS












This price list supersedes all previous price lists. Prices listed herein do not include applicable state or local taxes.

Model Number	Description	MAP	MSRP	
800 Series EuroTub/ADA-Height 18" and 24"				
Quietness • 44 dBA • InfoLight®	Racks • Place Setting Capacity 10 • Standard 3rd Rack Quality • Made in Poland • Vase Holder and Small Item Clips	Performance • Additional Wash Cycles: Delicate, Express, Favorite • Additional Options: Machine Care, Remote Start • Home Connect™ Allows You to Remotely Monitor and Control with Wi-Fi Connectivity		 SPE68B55UC
				 SPX68B55UC
				 SPV68B55UC
<u>SPE68B55UC*</u>	18" Recessed Handle, Stainless Steel	1,049	1,199	
<u>SPX68B55UC</u>	18" Bar Handle, Stainless Steel	1,149	1,299	
<u>SPV68B53UC</u>	18" Fully Integrated – Requires Custom Panel	1,149	1,299	
Quietness • 42 dBA • InfoLight®	Racks • Place Setting Capacity 15 Quality • Made in Germany • Water Softener • Vase Holder and Small Item Clips	Performance • Additional Wash Cycles: CrystalDry™ , Favorite • Additional Options: Machine Care, Remote Start • Home Connect™ Allows You to Remotely Monitor and Control with Wi-Fi Connectivity		 SGX78B55UC
				 SGV78B53UC
				
<u>SGX78B55UC</u>	24" Bar Handle, Stainless Steel	1,299	1,449	
<u>SGV78B53UC</u>	24" Fully Integrated – Requires Custom Panel	1,299	1,449	

* No InfoLight®



This price list supersedes all previous price lists. Prices listed herein do not include applicable state or local taxes.

Model Number	Description	MAP	MSRP	100 Series	300 Series	500 Series	800 Series	Benchmark	SPV68B53UC
Accessories for Dishwashers									
	<u>SGZ1010UC</u> Dishwasher Drain Hose Extension 76¾"	18	19	•	•	•	•	•	
	<u>SGZ9091UC</u> Dishwasher Softener Salt (4.4 lbs) – Models with Water Softener Only	16	19					•	
	<u>SGZ1052UC</u> Dishwasher Accessory Kit with Extra Tall Item Sprinkler, Vase/Bottle Holder, 3 Plastic Item Clips and Small Item Basket	19	29	•					
	<u>SMZ1007UC</u> Bosch Dishwasher Bar Handle, Stainless Steel	59	69		•	•	•	•	
	<u>SMZ4026</u> MyWay™ Rack Silverware Insert Accessory	20	29				• ¹		
	<u>SMZ4000UC</u> Flexible Silverware Basket	25	29	•	•	•	•	•	
	<u>SMZ5000</u> Dishwasher Accessory Kit with Extra Tall Item Sprinkler, Vase/Bottle Holder, 3 Plastic Item Clips and Small Item Basket	19	29		•	•	•	•	
	<u>SMZ5002UC</u> Anti-Tarnish Silverware Cassette with Clips	25	29	•	•	•	•	•	
	<u>SMZ5003</u> 18" Dishwasher Accessory Hinge for 4" Toekick Height Installation	150	169						•
	<u>SMZ5400</u> MyWay™ Rack Large Silverware Insert Accessory	30	39				• ¹		
	<u>SMZCD200UC</u> Flexible 3rd Rack	49	59	• ²	•	•	•	•	





¹ SH_M88Z7_N models only

² Alternative for SHXM4AY5_N only



ACCESSORIES

This price list supersedes all previous price lists. Prices listed herein do not include applicable state or local taxes.

Model Number	Description	MAP	MSRP	100 Series	300 Series	500 Series	800 Series	Benchmark	SPV68B53UC
Accessories for Dishwashers									
	SMZEPCC1UC Power Cord Clips + Edge Protector Kit Edge Protector Is for Dishwasher Installations through Metal Cabinetry, for Water/drain/electrical Lines	5	9	•	•	•	•	•	
	SMZ3IN1UC Dish Junction Box and Supply Hose Kit	49	59	•	•	•	•	•	•
	SMZPCJB1UC Junction Box Kit (alternate to the 3-Prong Power Cord Kit)	20	29	•	•	•	•	•	
	SMZSH002UC Bosch Dishwasher Water Supply Hose	20	29		•	•	•	•	



This price list supersedes all previous price lists. Prices listed herein do not include applicable state or local taxes.

Model Number	Description	MAP	MSRP
All Bosch Washers Include the Following Features:			
<ul style="list-style-type: none"> SpeedPerfect™ Provides up to 40% Faster Washing EcoSilence™ BLDC Motor for Quieter Operation ActiveClean® System Wave Profiled Stainless Steel Drum Anti-Vibration Circular Side Walls Spin Speed up to 1400 RPM 	<ul style="list-style-type: none"> ENERGY STAR® Certified Improved Energy Efficiency and Performance Energy Consumption 84 kWh/year Exceeds the February 2018 ENERGY STAR® Water Consumption Standards Child Lock 	<ul style="list-style-type: none"> Signal Internal Water Heater Installation: Stackable, Side-by-Side, Under Counter Or Pedestal Option 208–240 V Plug type 240V; NEMA 6-15 (3 prong) 	

300 Series

24" Compact Washer

Design:

- White Exterior with White Dial and White Door Ring
- Touch Control Display
- Large 2.2 cu.ft. Capacity, Wash up to 15.4 lbs or 16 Bath Towels
- Clear See-Through Window
- Matching Dryer WTW86403UC

Silence Level:

- Washing/Spinning 54/73 dBA

15 Individually-Tailored Washing Programs

- Cotton Normal, Cotton Light Soil, Permanent Press, Permanent Press Heavy Soil, Permanent Press Light Soil, Jeans, Quick Wash 30 min., Heavy Duty, Delicates, Hand wash/Wool, Allergen,

Towels, Drum Clean, Drain, Rinse/Spin

6 Options

- SpeedPerfect™, Temperature, Finish In, Extra Rinse, Prewash, Spin Speed, Start/Pause
- Plugs into Wall Receptacle or Dryer Adapter (provided with each dryer)
- Hose Length: 48"



WAT28400UC

[WAT28400UC](#)

24" White Cabinet with White Dial and White Door Ring

1,099 1,249

500 Series

24" Compact Washer

Home Connect™ Features

- App Allows You to Operate Washer From Anywhere In the Home
- Easy Start Option for Your Wash Cycle
- Energy Management Information

Design:

- White Exterior with Silver/White Dial and Silver Door Ring
- Touch Control Display
- Large 2.2 cu.ft. Capacity, Wash up to 17.6 lbs or 18 Bath Towels

- Clear Glass Window with Bosch Magneto
- Matching Dryer WTW87NH1UC

Quality:

- ENERGY STAR® Most Efficient Certified
- AquaShield® Hose Leak Protection System

- Silence Level:* Washing/Spinning 52/72 dBA

14 Individually-Tailored Washing Programs

- Cotton, Mix, Permanent Press, Whitest Whites, Sanitize, Outdoor/Sport, Jeans, Quick 30, Bulky/

Large Items, Delicates, HandWash/Wool, Drum Clean, Spin/Drain, Rinse

10 Options

- SpeedPerfect™, Temperature, Finish In, Prewash, Spin Speed, Start/Pause, EcoPerfect™, Rinse Plus, Remote Start, Stains (Stains Program Treats Blood, Food Based, Red Wine and Grass Based Stains)
- Plugs into Wall Receptacle or Dryer Adapter (provided with each dryer)
- Hose Length: 59"



WAW285H1UC




[WAW285H1UC](#)

24" White Cabinet with Silver/White Dial and Silver Door Ring

1,399 1,549



This price list supersedes all previous price lists. Prices listed herein do not include applicable state or local taxes.

Model Number	Description	MAP	MSRP
800 Series			
24" Compact Washer			
Home Connect™ Features <ul style="list-style-type: none"> • App Allows You to Operate Washer from Anywhere in the Home • Easy Start Option for Your Wash Cycle • Energy Management Information 			
Design: <ul style="list-style-type: none"> • White Exterior with Chrome Illuminated Selection Dial and Chrome Door Ring • Premium Large Touch Control Display • Large 2.2 cu.ft. Capacity, Wash up to 17.6 lbs or 18 Bath Towels • Interior LED Drum Light 			
<ul style="list-style-type: none"> • Clear Glass Window with Bosch Magneto • Matching Dryer WTG865H4UC 			
Quality: <ul style="list-style-type: none"> • AquaStop® Plus Leak Protection System in the Hoses and the Base 			
Silence Level: <ul style="list-style-type: none"> • Washing/Spinning 50/71 dBA 			
14 Individually-Tailored Washing Programs <ul style="list-style-type: none"> • Cotton, Permanent Press, Permanent Press Heavy Soil, Whitest Whites, Sanitize, Super Quick 15 min., Quick Wash 30 min., Bulky/Large Items, Delicates, Hand Wash/ Wool, Towels, Drum Clean, Spin/Drain, Rinse 			
10 Additional Options <ul style="list-style-type: none"> • SpeedPerfect™, Temperature, Finish In, Prewash, Spin Speed, Start/Pause, EcoPerfect™, Rinse Plus, Remote Start, Stains (Stains Program Treats Blood, Food Based, Red Wine and Grass Based Stains) • Plugs into Wall Receptacle or Dryer Adapter (provided with each dryer) • Hose Length: 59" 			
			
WAW285H2UC			
 			
<u>WAW285H2UC</u>	24" White Cabinet with Chrome Illuminated Selection Dial and Chrome Door Ring	1,599	1,799



This price list supersedes all previous price lists. Prices listed herein do not include applicable state or local taxes.

Model Number	Description	MAP	MSRP
All Bosch Dryers Include the Following Features:			
<ul style="list-style-type: none"> • Large 4.0 cu.ft. Capacity • Anti-Vibration Circular Side Walls • Sensitive Drying System • Start/Pause to Add an Item • Child Lock • Extra-Fine Lint Filter • ActiveDry® System 	<p>Installation:</p> <ul style="list-style-type: none"> • Stackable, Side-by-Side, Under Counter or Pedestal Option • No Ducting Required • Drain Pump and Hose Included 	<ul style="list-style-type: none"> • Power Cord Included with Plug Type: 240V; NEMA 6-15 (3 Prong). Dryer Is Also Supplied with a Power Adapter to Fit a Standard 4-Prong 30A Dryer Receptacle (NEMA 14-30R) and Powers Both Bosch Washer and Dryer 	

300 Series

24" Compact Condensation Dryer

Design:

- White Exterior with White Dial and White Door Ring Touch Control Display
- Galvalume Drum
- Dry up to 15.4 lbs or 16 Bath Towels
- Clear See-Through Window
- Matching Washer WAT28400UC

Quality:

- ENERGY STAR® Certified
- Energy Consumption 315 kWh/year

Silence Level:

- 67 dBA

15 Individually-Tailored

Drying Programs

- Cotton Extra Dry, Cotton Dry (Regular), Permanent Press Extra Dry, Permanent Press Dry,

Permanent Press Damp, Jeans, Quick Dry Auto, Air Fluff/No Heat, Time Dry Variable, Quick 40, Delicates, Heavy Duty, Sanitize, Hand Wash/Wool, Towels

6 Options

- Dry Level, Time Dry, Finish In, Wrinkle Block, Low Heat, Signal



WTG86403UC



WTG86403UC

**24" Ventless Condensation Drying System
White with White Dial and White Door Ring**

1,099 1,249

500 Series

24" Compact Heat Pump Dryer with Self-Cleaning Condenser

Home Connect™ Features

- App Allows You to Operate Dryer from Anywhere in the Home
- Easy Start Option for Your Dry Cycle

Design:

- White Exterior with Silver/White Dial and Silver Door Ring
- Touch Control Display
- Reversible Door (No Additional Parts Required)
- Stainless Steel Structured Drum

- Dry up to 17.6 lbs or 18 Bath Towels
- Clear Glass Window with Bosch Magneto
- Matching Washer WAW285H1UC

Quality:

- ENERGY STAR® Most Efficient

- Energy Consumption 123 kWh/year

- Maintenance-Free Self-Cleaning Condenser

- Dual-layer Lint Filtration System

Silence Level:

- 65 dBA

14 Individually-Tailored

Drying Programs

- Cotton, Permanent Press, Mix, Jeans, Quick Dry Auto, Air Fluff, Time Dry, Quick 40, Anti Shrink, Outdoor/Sport, Delicates, Sanitize, HandWash/Wool, Bulky/Large Items

9 Options

- Dryness Level, Time Dry, Finish in, Wrinkle Block, Low Heat, Remote Start, Start/Pause, Level Adjust, End Signal



WTW87NH1UC



Most Efficient
2021
www.energy.gov

WTW87NH1UC

**24" Ventless Heat Pump Dryer with
Self-Cleaning Condenser
White with Silver/White Dial and Silver Door Ring**

1,399 1,549



This price list supersedes all previous price lists. Prices listed herein do not include applicable state or local taxes.

Model Number	Description	MAP	MSRP
--------------	-------------	-----	------

800 Series

24" Compact Condensation Dryer

Home Connect™ Features

- App Allows You to Operate Dryer from Anywhere in the Home
- Easy Start Option for Your Dry Cycle

Design:

- White Exterior with Chrome Illuminated Selection Dial and Chrome Door Ring
- Premium Large Touch Control Display
- Interior LED Drum Light
- Reversible Door (No Additional Parts Required)

- Stainless Steel Structured Drum
- Dry up to 17.6 lbs or 18 Bath Towels
- Clear Glass Window with Bosch Magneto
- Matching Washer WAW285H2UC

Quality:

- ENERGY STAR® Certified
- Energy Consumption 315 kWh/year

Silence Level:

- 63 dBA

14 Individually-Tailored Drying Programs

- SuperQuick 15, Cotton, Permanent Press, Jeans, Quick Dry Auto, Air Fluff, Time Dry, Quick 40, Anti Shrink, Delicates, Sanitize, Hand Wash/Wool, Towels, Bulky Large Items

9 Options

- Dryness Level, Time Dry, Finish in, Wrinkle Block, Low Heat, Remote Start, Start/Pause, Level Adjust, End Signal



WTG865H4UC



WTG865H4UC

**24" Ventless Condensation Drying System
White with Chrome Illuminated Selection Dial
and Chrome Door Ring**

1,599 1,799



This price list supersedes all previous price lists. Prices listed herein do not include applicable state or local taxes.

Model Number	Description	MAP	MSRP	Washers			Dryers		
				WAT28400UC	WAW285H1UC	WAW285H2UC	WTG86403UC	WTG865H4UC	WTW87NH1UC
	<u>WMZ20600</u> Drying Rack for Wool items, Shoes, etc. for Bosch 24" Dryers	79	89				•	•	•
	<u>WMZPW20W</u> Pedestal with Drawer for 24" Washer	299	329	•	•	•			
	<u>WTZPW20D</u> Pedestal with Drawer for 24" Dryer	299	329				•	•	•
	<u>WTZ11400UC</u> Stacking Kit with Pull Out Tray	149	169	•	•	•	•	•	•
	<u>WTZ20410UC</u> Stacking Kit without Pull Out Tray	49	59	•	•	•	•	•	•
	<u>WTZPA20UC</u> Dryer Power Adapter - 4 Prong 240V; NEMA 14-30R to 6-15R	69	79				• ¹	• ¹	• ¹
	NEW <u>WTZPA30US</u> Dryer Power Adapter - 3 Prong 240V; NEMA 10-30R to 6-15R	69	79				• ¹	• ¹	• ¹
	NEW <u>WTZSB30UC</u> Bracket Style Stacking Kit	49	59	•	•	•	•	•	•

¹ Adapter only works with dryers listed in this guide.



This price list supersedes all previous price lists. Prices listed herein do not include applicable state or local taxes.

Model Number	Description	MAP	MSRP
--------------	-------------	-----	------

800 Series

24" Built-In Coffee Machine

- Home Connect™ App Allows You to Prepare Coffee from Anywhere in the Home
- Within Minutes Prepare Espressos, Cappuccinos, Lattes, Macchiato and More
- MyFavorites Stores up to 8 of Your Favorite Coffee Preferences
- Large TFT Color Touch Screen Interface
- Automatic System for Cleaning, Milk Steam Rinsing and Descaling
- AromaPro Provides Constant Pressure for an Enhanced Coffee Experience
- Grinding Settings for Dark or Light Coffee
- CoffeeSensor Measures the Ground Coffee after Each Grinding Cycle
- OneTouch DoubleCup Dispenses Two Beverages at the Same Time
- Integrated Built-In Sensors Will Alert You When Coffee, Water Level Is Low
- AromaDouble Shot Prepares Extra-Strong Coffee with Less Bitterness
- Individual Cup Volume Allows You to Adjust Your Coffee Cup Size
- 1 lb. Bean Container
- 10-Cup Water Reservoir
- Stainless Steel 17 oz. Milk Container
- Drip Tray Removable for Cleaning
- 120 V



BCM8450UC

[BCM8450UC](#)

Bosch Built-In Coffee Machine

3,399 3,749

Accessories for Coffee Machine

				BCM8450UC
	HEZCMT3050	30" SS Trim Kit	399 439	•

For coffee accessories, please see the Cleaners & Accessories Price List.

FREESTANDING RANGES—GAS

This price list supersedes all previous price lists. Prices listed herein do not include applicable state or local taxes.

Model Number	Description	MAP	MSRP
--------------	-------------	-----	------

All Bosch Industrial-Style Gas Ranges Include the Following Features:

- Powerful 18,000 BTU Dual Flame Burner
- 3 Cooking Modes
- 17,000 BTU Bake Burner
- Dishwasher-Safe Grates
- Continuous Grate Design
- Heavy Metal Knobs
- One Halogen Light
- Catalytic Clean Cavity
- Kitchen Timer
- Lp Conversion Kit
- Electrical Supply: 15 A, 120 V

800 Series

30" Industrial-Style Gas Range

- 5 Burners
- Oven Capacity at 3.7 cu.ft.
- 2 Standard Racks
- 11,500 BTU Broil Burner

LR: 10,000 BTU (NG)		RR: 5,000 BTU (NG)
LF: 5,000 BTU (NG)	C: 18,000 BTU (NG)	RF: 10,000 BTU (NG)

[HGS8055UC](#)

Stainless Steel

3,599 3,999

[HGS8045UC](#)

Black Stainless Steel

4,099 4,549



HGS8055UC



HGS8045UC

36" Industrial-Style Gas Range

- 6 Burners Adding More Flexibility to Your Cooking
- Oven Capacity at 3.5 cu.ft.
- 1 Telescopic Rail with Rack
- 1 Standard Rack
- 14,000 BTU Broil Burner

LR: 5,000 BTU (NG)	CR: 10,000 BTU (NG)	RR: 10,000 BTU (NG)
LF: 18,000 BTU (NG)	CF: 10,000 BTU (NG)	RF: 10,000 BTU (NG)

[HGS8655UC](#)

Stainless Steel

4,799 5,299

[HGS8645UC](#)

Black Stainless Steel

5,299 5,849



HGS8655UC



HGS8645UC

FREESTANDING RANGES—DUAL FUEL

This price list supersedes all previous price lists. Prices listed herein do not include applicable state or local taxes.

Model Number	Description	MAP	MSRP
All Bosch Industrial-Style Dual-Fuel Ranges Include the Following Features:			
• Powerful 18,000 BTU Dual Flame Burner	• 1,700 W Bake Element		• One Halogen Light
• Genuine European Convection	• 2,900 W Broil Element		• Catalytic Clean Cavity
• 8 Cooking Modes	• Dishwasher-Safe Grates		• Kitchen Timer
• Sabbath Mode	• Continuous Grate Design		• Lp Conversion Kit
• Temperature Probe	• Heavy Metal Knobs		• Electrical Supply: 20 A, 240 V/208 V

800 Series

30" Industrial-Style Dual Fuel Range

- 5 Burners
- 2 Standard Racks
- Oven Capacity at 3.9 cu.ft.
- 2,700 W Convection Element

LR: 10,000 BTU (NG)		RR: 5,000 BTU (NG)
LF: 5,000 BTU (NG)	CR: 18,000 BTU (NG)	RF: 10,000 BTU (NG)

[HDS8055U](#)

Stainless Steel

3,799 4,199

[HDS8045U](#)

Black Stainless Steel

4,199 4,649



HDS8055U



HDS8045U

36" Industrial-Style Dual Fuel Range

- 6 Burners Adding More Flexibility to Your Cooking
- 1 Telescopic Rail with Rack
- 1 Standard Rack
- Oven Capacity at 3.7 cu.ft.
- 2,500 W Convection Element

LR: 5,000 BTU (NG)	CR: 10,000 BTU (NG)	RR: 10,000 BTU (NG)
LF: 18,000 BTU (NG)	CF: 10,000 BTU (NG)	RF: 10,000 BTU (NG)

[HDS8655U](#)

Stainless Steel

5,599 6,199

[HDS8645U](#)

Black Stainless Steel

6,099 6,749



HDS8655U



HDS8645U

FREESTANDING RANGES—INDUCTION

This price list supersedes all previous price lists. Prices listed herein do not include applicable state or local taxes.

Model Number	Description	MAP	MSRP
--------------	-------------	-----	------

All Bosch Induction Ranges Include the Following Features:

- Genuine European Convection
- Easy to View Inclined Display
- 8 Cooking Modes
- Sabbath Mode
- Faster than Gas or Electric
- Temperature Probe
- Dishwasher-Safe Grates
- Dampened Hinges Softly Guide the QuietClose Door Shut
- Heavy-Duty Metal Knobs
- One Halogen Light
- Catalytic Clean Cavity
- Kitchen Timer
- Electrical supply: 40 A, 240 V/ 208 V

800 Series

30" Industrial-Style Induction Range

- 4 Induction Zones
- 2 Standard Racks
- Oven Capacity at 3.9 cu.ft.
- 2,700 W Convection Element

LR: 1,400 W / 2,200 W	RR: 1,850 W / 3,000 W
LF: 2,300 W / 3,700 W	RF: 2,300 W / 3,000 W



HIS8055U

NEW HIS8055U

Stainless Steel

4,299 4,749

36" Industrial-Style Induction Range

- First 36" Bosch Range with the Most Powerful Element of 5,500 W and CombiZone™
- 5 Induction Zones
- 1 Standard Rack
- Oven Capacity at 3.7 cu.ft.
- 2,500 W Convection Element
- 1 Telescopic Rail with Rack

LR: 1,850 W / 3,000 W	C: 1,850 W / 5,500 W	RR: 1,400 W / 2,200 W
LF: 1,850 W / 3,000 W		RF: 2,300 W / 3,700 W



HIS8655U

NEW HIS8655U

Stainless Steel

5,999 6,599

SLIDE-IN RANGES—GAS

This price list supersedes all previous price lists. Prices listed herein do not include applicable state or local taxes.

Model Number	Description	MAP	MSRP
--------------	-------------	-----	------

All Bosch Gas Slide-In Ranges Include the Following Features:

- The Bosch Slide-In Range Fits in Any Freestanding Range Cutout
- 400 W Warming Drawer
- Touch Control for Easier Operation of the Oven
- Temperature Conversion for Convection Cooking
- 2–4 hr Time-Adjustable Self Clean
- Extra Large Door Window
- Star-K Certified 100°–450°F
- Rear Vent Trim Included
- Heavy-Duty Metal Knobs
- Low-Profile Continuous Grate Design
- Stainless Steel Maintop
- 9 Specialized Cooking Modes
- Standard Convection
- 5 Burners Add Flexibility to Your Cooking
- Kitchen Timer
- Large Oven Capacity at 4.8 cu.ft.
- 18,000 BTU Bake Burner
- 12,500 BTU Broil Burner
- LP Conversion Kit Included
- Electrical Supply: 15 A

800 Series

30" Gas Slide-In Range

- Powerful 18,000 BTU Center Burner
- 3 Standard Racks

LR: 5,000 BTU (NG)		RR: 5,000 BTU (NG)
LF: 10,000 BTU (NG)	C: 18,000 BTU (NG)	RF: 15,000 BTU (NG)

HGI8056UC

Stainless Steel

2,499 2,749

HGI8046UC

Black Stainless Steel

2,699 2,999



HGI8056UC



HGI8046UC

Benchmark Series

30" Gas Slide-In Range

- QuietClose® Door
- Temperature Probe
- A Full-Extension Telescopic Rack
- Temperature Probe
- Two Oven Lights
- Powerful 20,000 BTU Center Dual-Stacked Burner Designed for Faster Boiling and Low Simmer
- 1 Telescopic Rack, 2 Standard racks

LR: 5,000 BTU (NG)		RR: 5,000 BTU (NG)
LF: 10,000 BTU (NG)	C: 20,000 BTU (NG) Dual-Stacked	RF: 15,000 BTU (NG)

HGIP056UC

30" Gas Slide-In Range

2,899 3,199



HGIP056UC

SLIDE-IN RANGES—DUAL FUEL

This price list supersedes all previous price lists. Prices listed herein do not include applicable state or local taxes.

Model Number	Description	MAP	MSRP
--------------	-------------	-----	------

All Bosch Dual-Fuel Slide-In Ranges Include the Following Features:

- The Bosch Slide-In Range Fits in Any Freestanding Range Cutout
- 400 W Warming Drawer
- Touch Control for Easier Operation of the Oven
- Temperature Conversion for Convection Cooking
- 2–4 hr Time-Adjustable Self Clean
- Extra Large Door Window
- Star-K Certified 100°–450°F
- Rear Vent Trim Included
- Heavy-Duty Metal Knobs
- Low-Profile Continuous Grate Design
- Stainless Steel Maintop
- 11 Specialized Cooking Modes
- 2,000 W Convection Ring Element
- Genuine European Convection
- Temperature Probe
- Fast Preheat™
- 5 Burners Add Flexibility to Your Cooking
- Large Oven Capacity at 4.6 cu.ft.
- Recessed 8-Pass 3,800 W Broil Element
- Powerful 2,400 W 4-Pass Bake Element
- LP Conversion Kit Included
- Electrical Supply: 30 A

800 Series

30" Dual Fuel Slide-In Range

- Powerful 18,000 BTU Center Burner
- Two Oven Lights
- Kitchen Timer
- 3 Standard Racks

LR: 5,000 BTU (NG)		RR: 5,000 BTU (NG)
LF: 10,000 BTU (NG)	C: 18,000 BTU (NG)	RF: 15,000 BTU (NG)



[HDI8056U](#)

Stainless Steel

2,899 3,199

HDI8056U

Benchmark Series

30" Dual Fuel Slide-In Range

- QuietClose® Door
- A Full-Extension Telescopic Rack
- Temperature Probe
- Two Oven Lights
- Kitchen Timer
- Powerful 20,000 BTU Center Dual-Stacked Burner Designed for Faster Boiling and Low Simmer
- 1 Telescopic Rack, 2 Standard racks

LR: 5,000 BTU (NG)		RR: 5,000 BTU (NG)
LF: 10,000 BTU (NG)	C: 20,000 BTU (NG) Dual-Stacked	RF: 15,000 BTU (NG)



HDIP056U

[HDIP056U](#)

30" Dual-Fuel Slide-In Range

3,299 3,649

SLIDE-IN RANGES—ELECTRIC

This price list supersedes all previous price lists. Prices listed herein do not include applicable state or local taxes.

Model Number	Description	MAP	MSRP
--------------	-------------	-----	------

All Bosch Electric Slide-In Ranges Include the Following Features:

- The Bosch Slide-In Range Fits in Any Freestanding Range Cutout
- 400 W Warming Drawer
- Touch Control for Easier Operation of the Oven
- Temperature Conversion for Convection Cooking
- 2–4 hr Time-Adjustable Self Clean
- Extra Large Door Window
- Star-K Certified 100°–450° F
- Rear Vent Trim Included
- 2,000 W Convection Ring Element
- Genuine European Convection
- Heavy-Duty Metal Knobs
- 11 Specialized Cooking Modes
- Fast Preheat™
- Kitchen Timer
- Large Oven Capacity at 4.6 cu.ft.
- Recessed 8-Pass 3,800 W Broil Element
- Powerful 2,400 W 4-Pass Bake Element
- Electrical Supply: 40 A

800 Series

30" Electric Slide-In Range

- 2,000 W Convection Ring Element
- 3 Standard Racks

LR: 6" @ 1,200 W	C: 6" @ 100 W Warming Element	RR: 6" @ 1,200 W
LF: 9"/6" @ 3,000 W/1,400 W		RF: 9.5" @ 3,200 W

[HEI8056U](#)

Stainless Steel

2,399 2,649

[HEI8046U](#)

Black Stainless Steel

2,599 2,899



HEI8056U



HEI8046U

Benchmark Series

30" Electric Slide-In Range

- QuietClose® Door
- Temperature Probe
- A Full-Extension Telescopic Rack
- Two Oven Lights
- Cook with 6", 9" or 12" Elements
- 1 Telescopic Rack, 2 Standard racks

LR: 6" @ 1,200 W	C: 6" @ 100 W Warming Element	RR: 6" @ 1,200 W
LF: 6"/9"/12" @ 1,050 W/1,950 W/3,000 W		RF: 9.5" @ 3,200 W

[HEIP056U](#)

30" Electric Slide-In Range

2,999 3,299



HEIP056U

SLIDE-IN RANGES—INDUCTION

This price list supersedes all previous price lists. Prices listed herein do not include applicable state or local taxes.

Model Number	Description	MAP	MSRP
--------------	-------------	-----	------

All Bosch Induction Slide-In Ranges Include the Following Features:

- The Bosch Slide-In Range Fits in Any Freestanding Range Cutout
- 400 W Warming Drawer
- Touch Control for Easier Operation of the Oven
- Temperature Conversion for Convection Cooking
- 2–4 hr Time-Adjustable Self Clean
- Temperature Probe
- Extra Large Door Window
- Star-K Certified 100°–450°F
- Rear Vent Trim Included
- 17 Heat Levels
- A 11" Heating Element Offers 3,700 W of Power
- Faster than Gas or Electric
- Easier to Clean and More Efficient
- SpeedBoost®
- ChildLock
- SafeStart
- 2,000 W Convection Ring Element
- Genuine European Convection
- Fast Preheat™
- Large Oven Capacity at 4.6 cu.ft.
- Recessed 8-Pass 3,800 W Broil Element
- Powerful 2,400 W 4-Pass Bake Element
- Electrical Supply: 40 A

800 Series

30" Induction Slide-In Range

- 11 Specialized Cooking Modes
- One Oven Light
- Large Oven Capacity at 4.6 cu.ft.
- 3 Standard Racks

LR: 9" @ 2,200 W/3,700 W (SpeedBoost®)	RR: 11" @ 2,600 W/3,700 W (SpeedBoost®)
LF: 6" @ 1,400 W/2,200 W (SpeedBoost®)	RF: 6" @ 1,400 W/2,200 W (SpeedBoost®)



HII8057U

NEW HII8057U Stainless Steel

3,699 4,099

NEW HII8047U Black Stainless Steel

3,899 4,299



HII8047U

Benchmark Series

30" Induction Slide-In Range

- QuietClose® Door
- A Full-Extension Telescopic Rack
- Two Oven Lights
- Kitchen Timer
- FlexInduction® Cooktop Can Combine Two Cooking Zones into One Continuous Surface
- PowerMove®
- PotSense
- PreciseSelect®
- 1 Telescopic Rack, 2 Standard racks

LR : 8" x 9" @ 2,200 W/3,600 W (SpeedBoost®)	RR: 11" @ 2,600 W/3,700 W (SpeedBoost®)	Full Zone: 16" x 9" @ 3,300 W/3,600 W (SpeedBoost®)
LF: 8" x 9" @ 2,200 W/3,600 W (SpeedBoost®)	RF: 6" @ 1,400 W/2,200 W (SpeedBoost®)	















HIIP057U







NEW HIIP057U 30" Induction Slide-In Range

3,999 4,399

This price list supersedes all previous price lists. Prices listed herein do not include applicable state or local taxes.


Model Number	Description			MAP	MSRP												
Accessories for Industrial Style Ranges						Gas				Dual Fuel		Ind.					
						HGS8055UC	HGS8045UC	HGS8655UC	HGS8645UC	HDS8055U	HDS8045U	HDS8655U	HDS8645U	HIS8055U	HIS8655U		
	HEZ9GR41UC	Griddle for Industrial Style Range	179	199	•	•	•	•	•	•	•	•					
	HEZ9GW23UC	Wok Ring for Industrial Style Range	69	79	•	•	•	•	•	•	•	•					
	HEZ9YZ30UC	9" Low Backguard for 30" Industrial Style Range, Stainless Steel	179	199	•	•	•	•	•	•	•	•					
	HEZ9YZ36UC	9" Low Backguard for 36" Industrial Style Range, Stainless Steel	189	209	•	•	•	•	•	•	•	•					
	HEZ8YZ30UC	9" Low Backguard for 30" Industrial Style Range, Black Stainless Steel	229	259	•	•	•	•	•	•	•	•					
	HEZ8YZ36UC	9" Low Backguard for 36" Industrial Style Range, Black Stainless Steel	239	269	•	•	•	•	•	•	•	•					
	HEZ9ZZ30UC	3" Rear Vent Trim Extension for 30" Industrial Style Range, Stainless Steel	119	139	•	•	•	•	•	•	•	•					
	HEZ9ZZ36UC	3" Rear Vent Trim Extension for 36" Industrial Style Range, Stainless Steel	119	139	•	•	•	•	•	•	•	•					
	HEZ8ZZ30UC	3" Rear Vent Trim Extension for 30" Industrial Style Range, Black Stainless Steel	139	159	•	•	•	•	•	•	•	•					
	HEZ8ZZ36UC	3" Rear Vent Trim Extension for 36" Industrial Style Range, Black Stainless Steel	139	159	•	•	•	•	•	•	•	•					
	HEZ9YZ04UC	Side Panel Extension Kit for Industrial Style Range, Stainless Steel Provides full side coverage extending to rear of range	89	99	•	•	•	•	•	•	•	•					
	HEZ8YZ04UC	Side Panel Extension Kit for Industrial Style Range, Black Stainless Steel Provides full side coverage extending to rear of range	99	109	•	•	•	•	•	•	•	•					

This price list supersedes all previous price lists. Prices listed herein do not include applicable state or local taxes.

Model Number	Description			MAP	MSRP												
Accessories for Industrial Style Ranges						Gas				Dual Fuel		Ind.					
						HGS8055UC	HGS8045UC	HGS8655UC	HGS8645UC	HDS8055U	HDS8045U	HDS8655U	HDS8645U	HIS8055U	HIS8655U		
	<u>HEZ9TK30UC</u>	Range Toe Kick 30", Stainless Steel	219	249	•				•								
	<u>HEZ9TK36UC</u>	Range Toe Kick 36", Stainless Steel	239	269			•			•							
	<u>HEZ8TK30UC</u>	Range Toe Kick 30", Black Stainless Steel	229	259		•				•							
	<u>HEZ8TK36UC</u>	Range Toe Kick 36", Black Stainless Steel	249	279				•			•						
	HEZ9LLUC	Range Feet Premium 30"/36", Stainless Steel-Set of 4	79	89	•		•		•		•						
	HEZ8LLUC	Range Feet Premium 30"/36", Black Stainless Steel-Set of 4	149	169		•		•		•		•					

ACCESSORIES

This price list supersedes all previous price lists. Prices listed herein do not include applicable state or local taxes.

Model Number	Description	MAP	MSRP	Induction	Electric	Gas	Dual Fuel
Accessories for Slide-In Ranges							
	<u>HEZ298102</u> Wok Ring—Attaches to Grates	69	79			•	
	Stainless Steel Pan with Aluminum Core Optimized for Cooking with AutoChef® Element • Superior Heat Distribution			•	•	•	•
	<u>HEZ390210</u> 8" Pan for 6" Element	89	99				
	<u>HEZ390220</u> 9" Pan for 7" Element	99	109	•	•	•	•
	<u>HEZ390230</u> 10" Pan for 8" and 9" Elements	119	139	•	•	•	•
	<u>HEZGR301</u> Griddle for on Top of Gas Grates	139	159			•	
	Teppanyaki Works on Electric and Induction Cooking Surfaces • Optimized for Cooking on Induction Cooktops			•	•		
	<u>HEZ390512</u> Teppanyaki	369	409				
	Non-Stick Induction Grill Non-Stick Cast Aluminum with a Thick Ferromagnetic Base • Ideal for Grilling Meats, Seafood and Vegetables			• ¹			
	<u>HEZ9GR37UC</u> 17" x 9" Grill Pan	249	279				
	<u>HEZTR301</u> Gliding Telescopic Rack	279	309	•	•	•	
	<u>HEZBS301</u> 4" Low Back Accessory for Electric and Induction Slide-In Ranges	249	279	•	•		
	<u>HGZBS301</u> 4" Low Back Accessory for Gas Slide-In Ranges	219	249			•	
	<u>HDZBS301</u> 4" Low Back Accessory for Dual-Fuel Slide-In Ranges	249	279				•
	<u>HDZIT301</u> Island Trim Accessory for Use in Dual-Fuel Range Island Applications	249	279				•
	<u>HGZIT301</u> Island Trim Accessory for Use in Gas Range Island Applications	219	249			•	

¹ FlexInduction® Models Only

OVER-THE-RANGE MICROWAVE OVENS

This price list supersedes all previous price lists. Prices listed herein do not include applicable state or local taxes.

Model Number	Description	MAP	MSRP
All Bosch Over-the-Range Microwaves Include the Following Features:			
<ul style="list-style-type: none"> • Design-Matched for Use in Combination with Bosch Range or Cooktop • Exclusive Stainless Steel Handle • Easy to Read White LCD Display • Easy to Use Touch Control • Side-Hinged Door Allows Full Access to Microwave Cavity 	<ul style="list-style-type: none"> • Installation for Recirculation or Outside Venting • Reheat Setting • Potato Program • Automatic Defrost • Popcorn Program • Timer with Cook Time and Automatic Shut Off Function 	<ul style="list-style-type: none"> • Convenient Kitchen Timer • Easily Adds 30 Seconds to Cooking Time • 10 Microwave Power Levels • Plugs into Standard 110 V, 3-Prong Outlet 	

300 Series

30" Over-the-Range Microwave

- Stainless Steel Colored Vent Grid
- 1.6 cu.ft. Large Oven Capacity
- Large 13 1/2" Glass Turntable
- Three-Speed Vent with up to 300 CFM Power
- Two Surface Lights for Bright Cooktop Illumination



HMV3053U

[HMV3053U](#)

Stainless Steel

499 549

500 Series

30" Over-the-Range Microwave

- Easy-Clean Stainless Steel Vent Cover
- Large 14 3/16" Glass Turntable
- 2.1 cu.ft. Large Oven Capacity
- 8 Sensor Programs
- Four-Speed Vent with up to 385 CFM Power
- Two LED Lights for Bright Cooktop Illumination
- Double Microwave Distribution System



HMV5053U

[HMV5053U](#)

Stainless Steel

599 699

800 Series

30" Over-the-Range Convection Microwave

- Easy-Clean Stainless Steel Vent Cover
- Large 14 3/16" Glass Turntable
- 1.8 cu.ft. Large Oven Capacity
- 8 Sensor Programs
- Four-Speed Vent with up to 385 CFM Power
- Two LED Lights for Bright Cooktop Illumination
- Convection Cooking
- Full Stainless Steel Cavity



HMV8044U

[HMV8044U](#)

Black Stainless Steel

899 999

[HMV8053U](#)

Stainless Steel


849 949





HMV8053U

OVER-THE-RANGE MICROWAVE OVENS/DRAWER MICROWAVE OVEN/SPEED OVENS

This price list supersedes all previous price lists. Prices listed herein do not include applicable state or local taxes.

Model Number	Description	MAP	MSRP
Benchmark Series			
30" Over-the-Range Convection Microwave			
<ul style="list-style-type: none"> Easy-Clean Stainless Steel Vent Cover 1.8 cu.ft. Large Oven Capacity Large 14 ³/₁₆" Glass Turntable 8 Sensor Programs Four-Speed Vent with up to 385 CFM Power Two 30 W LED Lights for Bright Cooktop Illumination Convection Cooking Full Stainless Steel Cavity Heavy-Duty Mesh Ventilation Filter Triple Distribution System 			
			
HMVP053U			
HMVP053U	Stainless Steel	899	999


800 Series

24" and 30" Drawer Microwave Oven			
<ul style="list-style-type: none"> Touch Control with White Display 1.2 cu.ft. Overall Capacity Microwave Power: 950 W 10 Power Levels Sensor Cooking Door Opens and Closes through Touch Control Can Be Installed Flush 			
			
HMD8451UC			
HMD8451UC	24" Drawer Microwave, Stainless Steel	1,749	1,949
			
HMD8053UC			
HMD8053UC	30" Drawer Microwave, Stainless Steel	1,849	2,049

All Bosch Speed Ovens Include the Following Features:




- 1.6 cu.ft. Overall Capacity
- Nine SpeedChef® Cooking Cycles
- Convection Broil and Convection Bake Modes
- Seven Auto Sensor Microwave Cycles
- 1,000 W Microwave
- 1,750 W Broil Element
- 600 W Bake Element
- 1,700 W Convection Element
- Kitchen Timer and Panel Lock Setting
- Stainless Steel Cooking Interior
- Cut-resistant Metal Turntable and Separate Ceramic Cooking Tray
- Multi-Use Oven Rack
- Wall or Under Counter Approved Installation (HMC54151UC cannot be installed under a cooktop)

500 Series

24" and 30" Speed Ovens			
<ul style="list-style-type: none"> Cooks Faster than a Traditional Oven and Can Also Be Used as a Microwave Electrical Connection – 120 V NEMA 5-20 3-Prong Plug Electric Load – 20 A 			
			
HMC54151UC			
HMC54151UC	24" 120 V Speed Oven, Stainless Steel	1,899	2,099

BUILT-IN MICROWAVE OVENS

This price list supersedes all previous price lists. Prices listed herein do not include applicable state or local taxes.

Model Number	Description	MAP	MSRP	
800 Series				
27" and 30" Speed Ovens				
<ul style="list-style-type: none"> • Cooks Faster than a Traditional Oven and Can Also Be Used as a Microwave • LCD Display and LED Light 		<ul style="list-style-type: none"> • Electrical Connection – 120 V NEMA 5-20 3-Prong Plug for HMC80152UC and HMC87152UC; 240 V Direct Wire for HMC80252UC and HMC80242UC • Electric Load – 20 A 		 <p>HMC87152UC</p>
<u>HMC87152UC</u>	27" 120 V Speed Oven, Stainless Steel	2,049	2,299	 <p>HMC80152UC</p>
<u>HMC80252UC</u>	30" 240 V Speed Oven, Stainless Steel	2,199	2,449	 <p>HMC80242UC</p>
<u>HMC80242UC</u>	30" 240 V Speed Oven, Black Stainless Steel	2,249	2,499	
<u>HMC80152UC</u>	30" 120 V Speed Oven, Stainless Steel	1,999	2,199	

Benchmark Series

30" Speed Oven Touch Control with TFT Display

- Electrical Connection: 240 V Direct Wire
- Electric Load – 16 A
- Installs in Horizontal Configuration Paired with 30" Bosch Single Wall Ovens/Steam Oven and Warming Drawers



HMCP0252UC

<u>HMCP0252UC</u>	30" Stainless Steel	2,399	2,649
-----------------------------------	----------------------------	--------------	--------------

800 Series

27" and 30" Built-In Microwave Touch Control with Drop Down Door

- LCD Display and LED Light
- 1.6 cu.ft. Overall Capacity
- 14 1/8" Glass Turntable
- Microwave Power: 950 W
- 10 Power Levels
- Sensor Cooking
- Sensor Reheat
- No Trim Kit Required
- Plugs into a Standard 120 V, 3-Prong Outlet



HMB57152UC

<u>HMB57152UC</u>	27" Microwave, Stainless Steel	1,399	1,549
<u>HMB50152UC</u>	30" Microwave, Stainless Steel	1,399	1,549



HMB50152UC

This price list supersedes all previous price lists. Prices listed herein do not include applicable state or local taxes.

Model Number	Description	MAP	MSRP
All Bosch 500 Series 24" Built-In Ovens Include the Following Features: <ul style="list-style-type: none"> Oven Is Perfect for Kitchens with a Smaller Footprint Designed to Be Installed Flush with Your Cabinetry Genuine European Convection Ensures Even Cooking and Baking Results on Multiple Racks Halogen Light to Better Monitor Cooking Progress Kitchen Timer 			

500 Series

24" Single Wall Oven, European Convection

- Telescopic Extension Rail
- Knob Control
- 9 Oven Modes
- Custom Cooking Modes: Pie, Frozen Foods, Defrost, Warm, and Broil Plus
- The DualClean® System Uses the Cavity Coating and Heat to Burn Off Most Grease
- Timer with Cook Time and Delay Start Function
- Capacity at 2.8 cu.ft.
- 8-Pass Broil Element



HBE5453UC

HBE5453UC

24" Stainless Steel

2,099 2,349

24" Single Wall Oven, European Convection

- Home Connect™ Features. Remotely Monitor and Control the Wall Oven with Wi-Fi Connectivity
- 24" Touch Control Bosch Wall Oven with Full Color TFT Display
- 12 Oven Modes
- Designed with Black Glass Door and a Unique Ring Control
- Custom Cooking Modes: Convection Multi-Rack, Bake, Pizza, Roast, Proof, Convection Broil, Broil, Slow Cooking, Defrost, Plate Warming, Warming
- Sabbath Mode
- EcoClean® Coating Uses Heat to Burn Off Most Grease
- Three Standard Racks
- Capacity at 2.5 cu.ft.



HBE5452UC



HBE5452UC

24" Stainless Steel

2,399 2,649

This price list supersedes all previous price lists. Prices listed herein do not include applicable state or local taxes.

Model Number	Description	MAP	MSRP
All Bosch 500 Series 30" Built-In Ovens Include the Following Features:			
<ul style="list-style-type: none"> Heavy-Duty Metal Knobs for a Premium Look and Feel Compatible with Most Existing Cut-Outs Designed to Be Installed Flush with Your Cabinetry 2, 3, and 4-Hour Self-Clean Cycles One Oven Light Kitchen Timer Extra Large Door Window for Easy Monitoring of Cooking Process Star-K Certified 100°–450°F Large Capacity at 4.6 cu.ft. Recessed 8-Pass Broil Element will be Updated to 12-Pass in April for Increased Capacity and Performance 			

500 Series

30" Single Wall Ovens, Thermal Cooking

- Thermal Cooking with Bake, Broil, Roast, and Warm
- 6 Oven Modes

<u>HBL5351UC</u>	30" Stainless Steel	2,049	2,299
NEW <u>HBL5344UC</u>	30" Black Stainless Steel	2,199	2,449



HBL5351UC



HBL5344UC

30" Single Wall Oven, European Convection

- Genuine European Convection
- 14 Oven Modes
- Custom Cooking Modes: Pizza, Pie, Warm and Proof
- Temperature Conversion for Convection Cooking

<u>HBL5451UC</u>	30" Stainless Steel	2,499	2,749
----------------------------------	---------------------	-------	-------



HBL5451UC

30" Double Wall Oven, Thermal Cooking

- Thermal Cooking with Bake, Broil, Roast and Warm in Both Cavities

<u>HBL5551UC</u>	30" Stainless Steel	3,249	3,599
----------------------------------	---------------------	-------	-------



HBL5551UC

This price list supersedes all previous price lists. Prices listed herein do not include applicable state or local taxes.

Model Number	Description	MAP	MSRP
--------------	-------------	-----	------

500 Series

30" Double Wall Oven, European Convection (Upper Cavity)

- Genuine European Convection in Upper Oven
- 14 Upper Oven Modes
- Custom Cooking Modes
Upper Oven: Pizza, Pie, Warm and Proof
- Thermal Cooking with Bake, Broil, Roast and Warm in Lower Oven
- Temperature Conversion for Convection Cooking in Upper Oven

HBL5651UC

30" Stainless Steel

3,599 3,999



HBL5651UC

30" Microwave Combination Oven

- Combination Oven Featuring a Microwave and Wall Oven with Stainless Steel Knobs
- 1.6 cu.ft. Capacity Microwave with Drop Down Door and LCD Display
- Genuine European Convection in Lower Oven

HBL57M52UC

30" Stainless Steel

3,849 4,249



HBL57M52UC

30" Speed Combination Oven

- Combination Oven Featuring a Speed Oven and Wall Oven with Heavy-Duty Metal Knobs
- The Upper Speed Oven Functions as a Microwave and Convection Oven So You Have Flexible Cooking Options
- Speed Oven:** For Additional Details Please Review SKU HMC80152UC page 7-3
- Genuine European Convection in Lower Oven

NEW HBL5754UC

30" Stainless Steel

4,599 5,099



HBL5754UC

This price list supersedes all previous price lists. Prices listed herein do not include applicable state or local taxes.

Model Number	Description	MAP	MSRP
--------------	-------------	-----	------

All Bosch 800 Series Built-In Ovens Include the Following Features:

- QuietClose® Door
- A Full-Extension Telescopic Rack
- Designed to Be Installed Flush with Your Cabinetry
- Compatible with Most Existing Cut-Outs
- 15 Oven Modes
- Custom Cooking Modes: Pizza, Pie, Warm and Proof
- Genuine European Convection
- Temperature Conversion for Convection Cooking
- Touch Control with SteelTouch™ Buttons Makes Operating the Oven Easier
- Temperature Probe Takes Guesswork Out of Cooking
- Fast Preheat™ Reduces Preheat Time
- 2, 3, and 4-Hour Self-Clean Cycles
- Two Oven Lights
- Timer with Cook Time and Delay Start Function
- Extra Large Door Window for Easy Monitoring of Cooking Process
- Star-K Certified 100°–450°F
- Large Capacity at 4.6 cu.ft.
- Recessed 8-Pass Broil Element will be Updated to 12-Pass in April for Increased Capacity and Performance

800 Series

30" Single Wall Ovens

- Home Connect™ Features. Remotely Monitor and Control the Wall Oven with Wi-Fi Connectivity



HBL8453UC



HBL8443UC

<u>HBL8453UC</u>	30" Single Wall Oven, Stainless Steel	2,999	3,299
<u>HBL8443UC</u>	30" Single Wall Oven, Black Stainless Steel	3,199	3,549

30" Single Wall Oven

- The Bosch Wall Oven Combines Your Favorite Tools into One Appliance. It's an Air Fryer, Convection Oven, Roaster, Dough Proofer and More
- Air Fry Mode Quickly Cooks Foods to Crisp Perfection without Added Oil
- Home Connect™ Features. Remotely Monitor and Control the Wall Oven with Wi-Fi Connectivity



HBL8454UC

NEW <u>HBL8454UC</u>	30" Single Wall Oven, Stainless Steel with Air Fry	2,999	3,299
---	---	--------------	--------------

This price list supersedes all previous price lists. Prices listed herein do not include applicable state or local taxes.

Model Number	Description	MAP	MSRP
--------------	-------------	-----	------

800 Series

30" Single Wall Ovens SideOpening Door

- SideOpening Door Offers Better Ergonomic Access to the Oven Cavity
- The Bosch SideOpening Door Wall Oven Combines Your Favorite Tools into One Appliance. It's an Air Fryer, Convection Oven, Roaster, Dough Proofer and More
- Air Fry Mode Quickly Cooks Foods to Crisp Perfection without Added Oil
- Home Connect™ Features. Remotely Monitor and Control the Wall Oven with Wi-Fi Connectivity



HBL8444LUC



HBL8444RUC



NEW HBL8444LUC	30" Single Wall Oven, Right SideOpening Door, Black Stainless Steel	3,399	3,749
NEW HBL8444RUC	30" Single Wall Oven, Left SideOpening Door, Black Stainless Steel	3,399	3,749

30" Double Wall Oven

- 15 Upper Oven Modes
- 6 Lower Oven Modes
- Genuine European Convection in Upper Oven
- Thermal Cooking with Bake, Broil, Roast and Warm in Lower Oven



HBL8651UC



HBL8642UC

<u>HBL8651UC</u>	30" Stainless Steel	4,099	4,549
<u>HBL8642UC</u>	30" Black Stainless Steel	4,299	4,749

This price list supersedes all previous price lists. Prices listed herein do not include applicable state or local taxes.

Model Number	Description	MAP	MSRP
--------------	-------------	-----	------

800 Series

30" Microwave Combination Oven

- Home Connect™ Features. Remotely Monitor and Control the Lower Wall Oven with Wi-Fi Connectivity
- Combination Oven Featuring a Microwave and Wall Oven with Touch Control
- 1.6 cu.ft. Capacity Microwave with Drop Down Door and LCD Display
- 15 Lower Oven Modes

[HBL87M53UC](#)

30" Stainless Steel

4,449 4,899



HBL87M53UC



30" Speed Combination Oven

- Home Connect™ Features. Remotely Monitor and Control the Lower Wall Oven with Wi-Fi Connectivity
- Combination Oven Featuring a Speed Oven and Wall Oven with Touch Control
- Speed Oven Cooks Faster than a Traditional Oven
- Speed Oven: For Additional Details Please Review SKU HMC80252UC (page 7-3)
- 15 Lower Oven Modes



HBL8753UC



HBL8743UC



[HBL8753UC](#)

30" Combo, Stainless Steel,

5,149 5,699

[HBL8743UC](#)

30" Combo, Black Stainless Steel,

5,549 6,149

This price list supersedes all previous price lists. Prices listed herein do not include applicable state or local taxes.

Model Number	Description	MAP	MSRP
All Bosch Benchmark Series Built-In Ovens Include the Following Features:			
<ul style="list-style-type: none"> • QuietClose® Door Dampened Hinges Softly and Quietly Guide the QuietClose® Door Shut • The Color TFT Control Panel with SteelTouch™ Buttons Is Easy to Use • A Full-Extension Telescopic Rack Offers Safe Access to the Oven Cavity • Designed to Be Installed Flush with Your Cabinetry • Compatible with Most Existing Cut-Outs • 14 Specialized Cooking Modes – Gourmet Cooking Made Easy • Custom Cooking Programs: No-Preheat Frozen Food Mode, Pizza, Pie, Warm and Proof • Genuine European Convection • Temperature Conversion for Convection Cooking • Fast Preheat™ Reduces Preheat Time • 2, 3, and 4-Hour Self-Clean Cycles • EcoChef Mode – Remaining Heat in Cavity Finishes Cooking Process • AutoProbe Takes the Guesswork Out of Cooking • Two Halogen Lights Provide Superior Cavity Illumination • Timer with Cook Time and Delay Start Function • Extra Large Door Window for Easy Monitoring of Cooking Process • Star-K Certified 100°–450°F • Two Separate Time Intervals Can Be Programmed • Large Capacity at 4.6 cu.ft. 			

Benchmark Series

30" Single Wall Oven SideOpening Door

- SideOpening Door Offers Better Ergonomic Access to the Oven Cavity
- Recessed 8-Pass Broil Element will be Updated to 12-Pass in April for Increased Capacity and Performance



HBLP451RUC



HBLP451LUC



HBLP451UC

<u>HBLP451RUC</u>	30" Stainless Steel, Right SideOpening Door	3,549	3,949
<u>HBLP451LUC</u>	30" Stainless Steel, Left SideOpening Door	3,549	3,949
<u>HBLP451UC</u>	30" Stainless Steel	3,249	3,599

30" Single Wall Oven

- The Bosch Wall Oven Combines Your Favorite Tools into One Appliance. It's an Air Fryer, Convection Oven, Roaster, Dough Proofer and More
- Air Fry Mode Quickly Cooks Foods to Crisp Perfection without Added Oil



HBLP454UC

NEW <u>HBLP454UC</u>	30" Single Wall Oven, Stainless Steel with Air Fry	3,349	3,699
---	---	--------------	--------------

This price list supersedes all previous price lists. Prices listed herein do not include applicable state or local taxes.

Model Number	Description	MAP	MSRP
--------------	-------------	-----	------

Benchmark Series

30" Double Wall Oven SideOpening Door

- SideOpening Door Offers Better Ergonomic Access to the Oven Cavity
- AutoProbe in the Upper Oven Takes the Guesswork Out of Cooking
- Recessed 8-Pass Broil Element will be Updated to 12-Pass in April for Increased Capacity and Performance



HBLP651RUC



HBLP651LUC



HBLP651UC

<u>HBLP651RUC</u>	30" Stainless Steel, Right SideOpening Door	5,249	5,799
<u>HBLP651LUC</u>	30" Stainless Steel, Left SideOpening Door	5,249	5,799
<u>HBLP651UC</u>	30" Stainless Steel	4,749	5,249

Benchmark Series

30" Steam Convection Oven

- The Only Steam Convection Oven in Its Class that Installs Flush, for a European Kitchen Design
- Steam Convection Cooking Cooks Crispy Outside, Tender Inside
- Steam Cooking Maintains Your Vegetables' Nutrients, Flavors and Color
- Designed to Fit Perfectly Above a Warming Drawer or Storage Drawer
- The Color TFT Control Panel with SteelTouch™ Buttons Is Easy to Use
- Installs Horizontally for Perfect Alignment with Speed or Steam Oven
- One Halogen Light
- Genuine European Convection
- Features Vegetable and Chicken Programs: Oven Automatically Sets Temperature and Humidity
- Perfect Reheating
- Timer with Cook Time and Delay Start Function
- 1 Rack, 2 Perforated and 2 Non-Perforated Pans Are Included
- Non-Plumbed for Easy Installation
- Steam Assist Clean
- 1.4 qt. Water Tank Can Be Used for an Entire Cooking Cycle
- Child Lock
- Large Capacity at 1.4 cu.ft.



HSLP451UC

<u>HSLP451UC</u>	30" Stainless Steel	3,699	4,099
----------------------------------	----------------------------	--------------	--------------

BUILT-IN OVENS

This price list supersedes all previous price lists. Prices listed herein do not include applicable state or local taxes.

Model Number	Description	MAP	MSRP	
				Benchmark Series
30" Steam Convection Combination Oven <ul style="list-style-type: none"> Combination Oven Featuring a Steam Convection Oven Steam Oven Cooks Meats, Vegetables, Rice, Fish to Perfection <i>Steam Convection Oven:</i> For Additional Details Please Review SKU HSLP451UC (page 8-8) Recessed 8-Pass Broil Element will be Updated to 12-Pass in April for Increased Capacity and Performance 				<p>HSLP751UC</p>
<u>HSLP751UC</u>	30" Stainless Steel	6,899	7,599	
30" Speed Combination Oven with TFT Display <ul style="list-style-type: none"> Combination Oven Featuring a Speed Oven Speed Oven Cooks Faster than a Traditional Oven <i>Speed Oven:</i> For Additional Details Please Review SKU HMCP0252UC (page 7-3) Recessed 8-Pass Broil Element will be Updated to 12-Pass in April for Increased Capacity and Performance 				<p>HBLP752UC</p>
<u>HBLP752UC</u>	30" Stainless Steel	5,449	5,999	

WARMING DRAWERS/ACCESSORIES

This price list supersedes all previous price lists. Prices listed herein do not include applicable state or local taxes.

Model Number	Description	MAP	MSRP
--------------	-------------	-----	------

500 Series

27" and 30" Warming Drawers

- | | | |
|---|--|---|
| <ul style="list-style-type: none"> • Keeps Meals Hot and Is Designed to Match the Perfectly Flush Fit of a Bosch Wall, Speed or Steam Oven • 3 Settings to Keep Meals Hot and Ready to Serve • Installs Vertically under Bosch Speed, Steam or Wall Oven | <ul style="list-style-type: none"> • Matches Bosch Built-In Products • Install Either Flush or Proud • 450 W Heating Element Concealed Below Drawer • Special Dough Proofing Mode • Sturdy Ball Bearing Telescopic Rails for Smooth Opening | <ul style="list-style-type: none"> • Star-K Certified • 1 Hour Automatic Shut Off Function with Adjustable Timer • 2.2 cu.ft. Large Cavity (1.9 cu.ft. for 27") • Lower Side Walls Allow Easy Loading and Unloading of Drawer |
|---|--|---|




HWD5051UC

HWD5751UC	27" Stainless Steel	1,349	1,499
----------------------------------	----------------------------	--------------	--------------

HWD5051UC	30" Stainless Steel	1,399	1,549
----------------------------------	----------------------------	--------------	--------------

Accessories for Ovens

		30" Single Wall Ovens	30" Double Wall Ovens
	Ball Bearing Telescopic Rack Ball Bearing Full Extension Telescopic Racks • Adjustable to All Rack Support Levels • Convenient Handling • Easy to Operate • Available as Separate Accessory for Even More Convenience	•	•
	HEZTR301 30" Telescopic Rack	279	309

This price list supersedes all previous price lists. Prices listed herein do not include applicable state or local taxes.

Model Number	Description	MAP	MSRP
--------------	-------------	-----	------

All Bosch Induction Cooktops Include the Following Features:

- Faster than Gas or Electric
- Easier to Clean and More Efficient
- SpeedBoost®
- PotSense
- Each Element Has an Independent Countdown Timer (available on current models only)
- ChildLock
- See All Pan Accessories on Page 9-10.-9-10

500 Series

24" Induction Cooktop

- An 11" Heating Element Offers 3,700 W of Power
- 30 A Breaker



NIT5460UC

LR: 11" @ 2,600 W/3,700 W (SpeedBoost®)	RR: 7" @ 1,800 W/3,100 W (SpeedBoost®)
	RF: 6" @ 1,400 W/2,200 W (SpeedBoost®)

NEW NIT5460UC	24" Induction, Black, Stainless Steel Frameless	1,749	1,949
----------------------	--	--------------	--------------

30" Induction Cooktop

- An 11" Heating Element Offers 3,700 W of Power
- 30 A Breaker



NIT5060UC

LR: 9" @ 2,200 W/3,700 W (SpeedBoost®)	RR: 11" @ 2,600 W/3,700 W (SpeedBoost®)
LF: 6" @ 1,400 W/2,200 W (SpeedBoost®)	RF: 6" @ 1,400 W/2,200 W (SpeedBoost®)

NEW NIT5060UC	30" Induction, Black, Stainless Steel Frameless	1,899	2,099
----------------------	--	--------------	--------------

36" Induction Cooktop

- Dual 12" Heating Element Offers 3,700 W of Power
- 40 A Breaker



NIT5660UC

LR: 7" @ 1,800 W/3,100 W (SpeedBoost®)	C: 12"/9" @ 3,700 W/5,400 W (SpeedBoost®)/ 2,200 W/3,300 W (SpeedBoost®)	RR: 6" @ 1,400 W/2,200 W (SpeedBoost®)
LF: 7" @ 1,800 W/3,100 W (SpeedBoost®)		RF: 9" @ 2,200 W/3,700 W (SpeedBoost®)

NEW NIT5660UC	36" Induction, Black, Stainless Steel Frameless	2,299	2,549
----------------------	--	--------------	--------------

This price list supersedes all previous price lists. Prices listed herein do not include applicable state or local taxes.

Model Number	Description	MAP	MSRP
--------------	-------------	-----	------


800 Series

30" Induction Cooktop

- Home Connect™ (Wi-Fi Enabled)
- AutoChef®
- An 11" Heating Element Offers 3,700 W of Power
- PreciseSelect®
- Hood Control
- 30 A Breaker
- SafeStart



NIT8060SUC



NIT8060UC

LR: 9" @ 2,200 W/3,700 W (SpeedBoost®)	RR: 11" @ 2,600 W/3,700 W (SpeedBoost®)
LF: 6" @ 1,400 W/2,200 W (SpeedBoost®)	LF: 6" @ 1,400 W/2,200 W (SpeedBoost®)

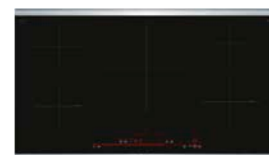
NEW NIT8060SUC **30" Induction, Black, Stainless Steel Frame** **2,299** **2,549**

NEW NIT8060UC **30" Induction, Black, Frameless** **2,299** **2,549**




36" Induction Cooktop

- Home Connect™ (Wi-Fi Enabled)
- AutoChef®
- Dual 12" Heating Element with Powerful 5,400 W
- PreciseSelect®
- Hood Control
- 40 A Breaker



NIT8660SUC



NIT8660UC

LR: 7" @ 1,800 W/3,100 W (SpeedBoost®)	C: 12"/9" @ 3,700 W/5,400 W (SpeedBoost®) 2,200 W/3,300 W (SpeedBoost®)	RR: 6" @ 1,400 W/2,200 W (SpeedBoost®)
LF: 7" @ 1,800 W/3,100 W (SpeedBoost®)		RF: 9" @ 2,200 W/3,700 W (SpeedBoost®)

NEW NIT8660SUC **36" Induction, Black, Stainless Steel Frame** **2,799** **3,099**

NEW NIT8660UC **36" Induction, Black, Frameless** **2,799** **3,099**



This price list supersedes all previous price lists. Prices listed herein do not include applicable state or local taxes.

Model Number	Description	MAP	MSRP
--------------	-------------	-----	------

All Bosch Benchmark Series Induction Cooktops Include the Following Features:

- Home Connect™ (Wi-Fi Enabled)
- FlexInduction® Can Combine Two Cooking Zones into One Continuous Surface
- Faster than Gas and Electric
- Easier to Clean and More Efficient
- SpeedBoost®
- PotSense
- Each Element Has an Independent Countdown Timer (This feature only available on current model)
- PreciseSelect®
- PowerMove®
- ChildLock
- See All Pan Accessories on Page 9-10-9-10

Benchmark Series

30" Induction Cooktop

- A 11" Heating Element Offers 3,700 W of Power
- AutoChef®
- Hood Control
- 30 A Breaker

Full Zone: 16"x9" @
3,300 W /
3,600 W (SpeedBoost®)

Upper: 8"x9" @
2,200 W/3,600 W
(SpeedBoost®)


Lower: 8"x9" @
2,200 W/3,600 W
(SpeedBoost®)

Upper: 11" @
2,600 W/3,700 W
(SpeedBoost®)

Lower: 6" @
1,400 W/2,200 W
(SpeedBoost®)



NITP060SUC



NITP060UC

NEW NITP060SUC	30" Induction, Black with Stainless Steel Frame	2,749	3,049
-----------------------	--	--------------	--------------

NEW NITP060UC	30" Induction, Black, Frameless	2,749	3,049
----------------------	--	--------------	--------------



36" Induction Cooktop

- Dual 12" Heating Element with Powerful 3,700 W
- AutoChef®
- Hood Control
- 50 A Breaker

Full Zone: 14"x8" @
3,300 W /
3,600 W
(SpeedBoost®)

Upper: 7"x8" @
2,200 W/3,600 W
(SpeedBoost®)

Lower: 7"x8" @
2,200 W/3,600 W
(SpeedBoost®)

C: 12"/9" @
3,400 W/3,700 W
(SpeedBoost®)
2,200 W/3,300 W
(SpeedBoost®)

Upper: 7"x8" @
2,200 W/3,600 W
(SpeedBoost®)

Lower: 7"x8" @
2,200 W/3,600 W
(SpeedBoost®)

Full Zone: 14"x8" @
3,300 W /
3,600 W
(SpeedBoost®)



NITP660SUC



NITP660UC

NEW NITP660SUC	36" Induction Cooktop Black with Stainless Steel Frame	3,299	3,649
-----------------------	---	--------------	--------------

NEW NITP660UC	36" Induction Cooktop, Black, Frameless	3,299	3,649
----------------------	--	--------------	--------------



This price list supersedes all previous price lists. Prices listed herein do not include applicable state or local taxes.

Model Number	Description	MAP	MSRP
--------------	-------------	-----	------

All Bosch Electric Cooktops Include the Following Features:

- Simple and Sleek, Modern European Design
- Dual Ring Heating Element for Multiple Pan Sizes
- See All Pan Accessories on Page 9-10.–9-10
- Ceramic Glass Top Is Easy to Clean
- Heat Indicator for Each Element

500 Series

24" Knob Control, Frameless Design

- 4 Elements
- Knob Controls for Precision Cooking
- 8" Heating Element with Powerful 2,200 W
- Power/Amps: 240 V, 60 Hz/30 A



NEM5466UC

LR: 8" @ 2,200 W	RR: 6" @ 1,200 W
LF: 6" @ 1,850 W	RF: 7" @ 1,800 W

NEM5466UC

24" Electric Cooktop

949 1,049

30" Knob Control, Frameless Design

- Dual Element Offer the Capability to Use Multiple Pan Sizes
- Infinite Temperature Controls for Precision Cooking
- 9" Heating Element with Powerful 2,500 W
- Power/Amps: 240 V, 60 Hz/30 A



NEM5066UC

LR: 7" @ 1,800 W	RR: 6" @ 1,200 W
LF: 7"/5" @ 1,700 W/700 W	RF: 9" @ 2,500 W

NEM5066UC

30" Electric Cooktop

1,049 1,199

36" Knob Control, Frameless Design

- 2 Dual Elements Offer the Capability to Use Multiple Pan Sizes
- Infinite Temperature Controls for Precision Cooking
- 9" Heating Element with Powerful 2,500 W
- Power/Amps: 240 V, 60 Hz/40 A



NEM5666UC

LR: 7" @ 1,800 W	C: 7" @ 1,800 W	RR: 6" @ 1,200 W
LF: 7"/5" @ 1,700 W/700 W		RF: 9"/6" @ 2,500 W/1,100 W

NEM5666UC

36" Electric Cooktop

1,249 1,399

This price list supersedes all previous price lists. Prices listed herein do not include applicable state or local taxes.

Model Number	Description	MAP	MSRP
--------------	-------------	-----	------

800 Series

30" Cooktop with or without Stainless Steel Frame

- PreciseSelect®
- Front and Back Stainless Steel Frame
- Bridge Element
- Dual Element
- SpeedBoost®
- Clean Lock
- 2-Level Heat Indicator
- ChildLock
- Built-In Timers for Each Element: Doubles as General-Purpose Kitchen Timer
- Power/Amps: 240, 60 Hz/ 40 A



NET8069SUC



NET8069UC

LR: 7" @ 1,800 W (400 W Bridge)	C: 9"/6" @ 3,600 W/1,400 W (SpeedBoost®)	
LF: 7" @ 1,800 W		RF: 6" @ 1,200 W

NEW NET8069SUC 30" Electric, Black, Stainless Steel Frame 1,499 1,649

NEW NET8069UC 30" Electric, Black, Frameless 1,399 1,549

36" Cooktop with or without Stainless Steel Frame

- PreciseSelect®
- Front and Back Stainless Steel Frame
- Bridge Element
- 2 Dual Elements
- SpeedBoost®
- Clean Lock
- 2-Level Heat Indicator
- ChildLock
- Built-In Timers for Each Element: Doubles as General-Purpose Kitchen Timer
- Power/Amps: 240, 60 Hz/ 50 A



NET8669SUC



NET8669UC

LR: 7" @ 1,800 W (400 W Bridge)	C: 9"/6" @ 3,600 W/1,400 W (SpeedBoost®)	RR: 6" @ 1,200 W
LF: 7" @ 1,800 W		RF: 8"/5" @ 1,900 W/800 W

NEW NET8669SUC 36" Electric, Black, Stainless Steel Frame 1,499 1,649

NEW NET8669UC 36" Electric, Black, Frameless 1,499 1,649

This price list supersedes all previous price lists. Prices listed herein do not include applicable state or local taxes.

Model Number	Description	MAP	MSRP
--------------	-------------	-----	------

All Bosch Benchmark Series Electric Cooktops Include the Following Features:

- AutoChef®
- PreciseSelect®
- Front and Back Stainless Steel Frame
- Keep Warm Mode
- Countdown Timer
- CountUp Timer
- Clean Lock
- 2-Level Heat Indicator
- ChildLock
- See All Pan Accessories on Page 9-10-9-10
- Power/Amps: 240, 60 Hz/40 A

Benchmark Series

30" Five Element Cooktop with AutoChef®

- 2-Zone 9" Heating Element with Powerful 3,600 W Element
- Dual Element Left Front with AutoChef®
- SpeedBoost®



NETP069SUC

LR: 6" @ 1,200 W	C: 9"/6" @ 3,600 W/1,400 W (SpeedBoost®)	RR: 6" @ 1,200 W
AutoChef® LF: 7"/5" @ 2,000 W/800 W		RF: 6" @ 1,500 W

NEW NETP069SUC	30" Electric Black with Stainless Steel Frame	1,499 1,649
-----------------------	--	--------------------

36" Triple Ring AutoChef® Cooktop

- 3-Zone 11" Heating Element with Powerful 3,080 W Element with AutoChef®
- PowerStart®
- Bridge Element



NETP669SUC

LR: 7" @ 1,800 W (400 W Bridge)	AutoChef® C: 11"/8"/6" @ 3,080 W/2,200 W/1,050 W	RR: 6" @ 1,200 W
LF: 7" @ 1,800 W		RF: 8"/5" @ 1,900 W/800 W

NEW NETP669SUC	36" Electric Black with Stainless Steel Frame	1,599 1,799
-----------------------	--	--------------------

This price list supersedes all previous price lists. Prices listed herein do not include applicable state or local taxes.

Model Number	Description	MAP	MSRP
--------------	-------------	-----	------

All Bosch Gas Cooktops Include the Following Features:

- Front-Center Controls
- Continuous Cast Iron Grates
- LP Kit Included
- High Efficiency Gas Burners
- Thermocouple Flame Monitor Control

500 Series

24" Gas Cooktop

- 4 Burners
- 10.3K BTU Max
- Stainless-Look Metal Knobs
- One-Piece Stainless Steel Maintop Design
- Ideal for Kitchens with a Smaller Footprint
- Durable Laser Etched Graphics



NGM5458UC

LR: 6,000 BTU

RR: 10,300 BTU


LF: 6,000 BTU

RF: 3,4000 BTU

NEW NGM5458UC 24" Gas Cooktop, 4 Burners, Stainless Steel 949 1,049

30" Gas Cooktop

- 5 Burners
- 16K BTU Max
- OptiSim® Burner
- Stainless-Look Metal Knobs
- One-Piece Stainless Steel Maintop Design
- LED "On" Indicator Light
- New Low Profile Cooking Surface
- Durable Laser Etched Graphics
- Sealed Burners for Easier Cleanup



NGM5058UC

LR: 6,000 BTU

C: 16,000 BTU

RR: 10,300 BTU

LF: 3,400 BTU

RF: 6,000 BTU

NEW NGM5058UC 30" Gas Cooktop, 5 Burners, Stainless Steel 1,049 1,199

36" Gas Cooktop

- 5 Burners
- 16K BTU Max
- OptiSim® Burner
- Stainless-Look Metal Knobs
- One-Piece Stainless Steel Maintop Design
- LED "On" Indicator Light
- New Low Profile Cooking Surface
- Durable Laser Etched Graphics
- Sealed Burners for Easier Cleanup



NGM5658UC

LR: 6,000 BTU

C: 16,000 BTU

RR: 10,300 BTU

LF: 3,400 BTU

RF: 6,000 BTU

NEW NGM5658UC 36" Gas Cooktop, 5 Burners, Stainless Steel 1,199 1,349

This price list supersedes all previous price lists. Prices listed herein do not include applicable state or local taxes.

Model Number	Description	MAP	MSRP
--------------	-------------	-----	------

800 Series

30" Gas Cooktop

- 5 Burners
- FlameSelect® (9 Power Levels)
- 17K BTU Max
- Dual Ring Power Burner
- OptiSim® Burner
- LED Light Line Knob Illumination
- Dishwasher-Safe Grates
- Residual Heat Indication


LR: 6,000 BTU

C: 17,000 BTU

RR: 10,300 BTU

LF: 3,400 BTU

RF: 6,000 BTU



NGM8058UC



NGM8048UC

NEW NGM8058UC 30" Gas Cooktop, 5 Burners, Stainless Steel 1,449 1,599

NEW NGM8048UC 30" Gas Cooktop, 5 Burners, Black with Black Stainless Knobs 1,549 1,749

36" Gas Cooktop

- 5 Burners
- FlameSelect® (9 Power Levels)
- 17K BTU Max
- Dual Ring Power Burner
- OptiSim® Burner
- LED Light Line Knob Illumination
- Dishwasher-Safe Grates
- Residual Heat Indication

LR: 6,000 BTU

C: 17,000 BTU

RR: 10,300 BTU

LF: 3,400 BTU

RF: 6,000 BTU



NGM8658UC



NGM8648UC

NEW NGM8658UC 36" Gas Cooktop, 5 Burners, Stainless Steel 1,599 1,799

NEW NGM8648UC 36" Gas Cooktop, 5 Burners, Black with Black Stainless Knobs 1,699 1,899

This price list supersedes all previous price lists. Prices listed herein do not include applicable state or local taxes.

Model Number	Description	MAP	MSRP
--------------	-------------	-----	------

All Bosch Benchmark Series Gas Cooktops Include the Following Features:

- 5 Burners
- FlameSelect® (9 Power Levels)
- OptiSim® Burner
- Bosch Exclusive Dual Ring Power Burner
- Stainless Steel Appearance Knobs
- Up-Front Centralized Controls
- Continuous Cast Iron Grates
- Dishwasher-safe Grates
- LP Kit Included
- See All Pan Accessories on Page 9-10.-9-10

Benchmark Series

30" Gas Cooktop

- 18K BTU Max
- LED Power Level/Residual Heat Indication Display
- Black Glass Control Panel

LR: 6,000 BTU		RR: 10,300 BTU
LF: 3,400 BTU	C: 18,050 BTU	RF: 12,000 BTU



NGMP058UC

FlameSelect

NEW NGMP058UC **30" Gas Cooktop, 5 Burners, Stainless Steel** **1,799 1,999**

30" Gas Cooktop

- 14.3K BTU Max
- Smooth Glass Cooking Surface
- Electronic Ignition
- Flame Failure Safety Device
- Install Flush or Surface Mounted

LR: 6,000 BTU		RR: 10,300 BTU
LF: 3,400 BTU	C: 14,300 BTU	RF: 6,000 BTU



NGMP077UC

FlameSelect

NGMP077UC **30" Gas Cooktop, 5 Burners, Gray Tempered Glass** **1,849 2,049**

36" Gas Cooktop

- 18K BTU Max
- LED Power Level/Residual Heat Indication Display
- Black Glass Control Panel

LR: 6,000 BTU		RR: 10,300 BTU
LF: 3,400 BTU	C: 18,050 BTU	RF: 12,000 BTU



NGMP658UC

FlameSelect

NEW NGMP658UC **36" Gas Cooktop, 5 Burners, Stainless Steel** **1,899 2,099**

36" Gas Cooktop

- 14.3K BTU Max
- Smooth Glass Cooking Surface
- Electronic Ignition
- Flame Failure Safety Device
- Install Flush or Surface Mounted

LR: 6,000 BTU		RR: 10,300 BTU
LF: 3,400 BTU	C: 14,300 BTU	RF: 6,000 BTU



NGMP677UC

FlameSelect

NGMP677UC **36" Gas Cooktop, 5 Burners, Gray Tempered Glass** **1,999 2,199**

ACCESSORIES

This price list supersedes all previous price lists. Prices listed herein do not include applicable state or local taxes.

Model
Number

Description

MAP

MSRP

Accessories for Cooktops

					Cooktops				Rangetops	
					Induction	Electric	Mainline Gas	Benchmark Gas	30"	36"
	HEZ390210	8" Pan for 6" Element	89	99	•	•	•	•	•	•
	HEZ390220	9" Pan for 7" Element	99	109	•	•	•	•	•	•
	Stainless Steel Pan with Aluminum Core Optimized for Cooking with AutoChef® Element • Superior Heat Distribution				•	•	•	•	•	•
	HEZ390230	10" Pan for 8" and 9" Elements	119	139						
	HEZ298107	Wok Ring for FlameSelect® Gas Cooktops	69	79			• ¹	• ¹		
	HEZ298102	Wok Ring—Attaches to Grates	69	79			• ²	• ²		
	Teppanyaki Works on Electric and Induction Cooking Surfaces • Optimized for Cooking on Induction Cooktops				•	•				
	HEZ390512	Teppanyaki	369	409						
	Non-Stick Induction Grill Non-Stick Cast Aluminum with a Thick Ferromagnetic Base • Ideal for Grilling Meats, Seafood and Vegetables				• ³					
	HEZ9GR37UC	17" x 9" Grill Pan	249	279						
	HEZ9GW23UC	Industrial-Style Wok Ring for 30" Gas Rangetop	69	79					•	
	HEZ9GR41UC	Industrial-Style Griddle for 30" and 36" Gas Rangetops	179	199					•	•
	HEZ7YZ30UC	9" Stainless Steel Low Backguard for 30" Gas Rangetop	199	219					•	
	HEZ7YZ36UC	9" Stainless Steel Low Backguard for 36" Gas Rangetop	209	229						•

1 For FlameSelect® NGMP077UC, NGMP677UC Models Only

2 NGM8048UC, NGM8058UC, NGM8648UC, NGM8658UC, NGMP058UC, NGMP658UC Gas Cooktop Models Only

3 NGM8048UC, NGM8058UC, NGM8648UC, NGM8658UC, NGMP058UC, NGMP658UC Gas Cooktop Models Only

This price list supersedes all previous price lists. Prices listed herein do not include applicable state or local taxes.

Model Number	Description	MAP	MSRP
--------------	-------------	-----	------

All Bosch Gas Rangetops Include the Following Features:

- 18K BTU Max
- OptiSim® Burner
- High Efficiency Burners
- Industrial-Style Design
- Porcelain Enameled Cooking Surface
- Large Metal Control Knobs
- Up-Front Centralized Controls
- Continuous Surface Cast Iron Grates
- Dishwasher-Safe Grates
- Electronic Ignition
- Flame Supervision Device
- LP Kit Included

800 Series
30" Gas Rangetop

- 18K BTU Dual Flame Ring Burner
- Two 12K BTU Large Burners
- 5K BTU OptiSim® Simmer Burner



RGM8058UC

LR: 12,000 BTU

RR: 5,000 BTU

LF: 12,000 BTU

RF: 18,000 BTU

RGM8058UC

30" Gas Rangetop, 4 Burners, Stainless Steel

2,999 3,299

36" Gas Rangetop

- Two 18K BTU Dual Flame Ring Burners
- Three 12K BTU Large Burners
- 5K BTU OptiSim® Simmer Burner



RGM8658UC

LR: 12,000 BTU

CR: 12,000 BTU

RR: 5,000 BTU

LF: 18,000 BTU

CF: 12,000 BTU

RF: 18,000 BTU


RGM8658UC


36" Gas Rangetop, 6 Burners, Stainless Steel


3,499 3,849

UNDER-CABINET HOODS/ACCESSORIES






This price list supersedes all previous price lists. Prices listed herein do not include applicable state or local taxes.

Model Number	Description	MAP	MSRP	
300 Series				
30" & 36" Under-Cabinet Hood				
<ul style="list-style-type: none"> 5" Height Slim-Line Styling 3-Speed Control 280 CFM 2 Incandescent Lights 	<ul style="list-style-type: none"> Dishwasher-Safe Aluminum Mesh Filters Ducted or Convertible to Non-Ducted Operation 7" Round and 3 1/4" x 10" 	<ul style="list-style-type: none"> Duct Transitions Included Horizontal or Vertical Ducting 		 DUH30152UC
<u>DUH30152UC</u>	30" Stainless Steel, 280 CFM Blower	519	599	
<u>DUH36152UC</u>	36" Stainless Steel, 280 CFM Blower	579	649	

500 Series				
30" & 36" Under-Cabinet Hood				
<ul style="list-style-type: none"> 5" Height Slim-Line Styling 4-Speed Control 400 CFM 	<ul style="list-style-type: none"> 2 Halogen Lights (Not Included) Dishwasher-Safe Aluminum Mesh Filters Ducted or Convertible to 	<ul style="list-style-type: none"> Non-Ducted Operation 7" Round and 3 1/4" x 10" Duct Transitions Included Horizontal or Vertical Ducting 		 DUH30252UC
<u>DUH30252UC</u>	30" Stainless Steel, 400 CFM Blower	649	749	
<u>DUH36252UC</u>	36" Stainless Steel, 400 CFM Blower	699	799	


800 Series				
30" and 36" Professional-Style Under-Cabinet Hood				
<ul style="list-style-type: none"> 11" Height Professional Styling 2-Speed Control 600 CFM 	<ul style="list-style-type: none"> 2 Incandescent Lights Deep Capture Area Dishwasher-Safe Aluminum Mesh Filters 	<ul style="list-style-type: none"> Adaptable for Recirculation Option (Add 4" to Height of Hood) Horizontal or Vertical Ducting 		 DPH30652UC
<u>DPH30652UC</u>	30" Stainless Steel, 600 CFM Blower	1,149	1,299	
<u>DPH36652UC</u>	36" Stainless Steel, 600 CFM Blower	1,199	1,349	





Accessories for Under-Cabinet Hoods

					DUH				DPH			
					30"	36"	30"	36"	30"	36"	30"	36"
	<u>DHZ3002UC</u>	Recirculation Kit/Charcoal Filter Kit,	119	139	•							
	<u>DHZ3602UC</u>	Recirculation Kit/Charcoal Filter Kit,	119	139		•						
	<u>DRZ3052UC</u>	4" High, External Recirculation Kit, (Includes Charcoal Filters)	319	359				•				
	<u>DRZ3652UC</u>	4" High, External Recirculation Kit, (Includes Charcoal Filters)	319	359						•		
	<u>DHZ3052UC</u>	Replacement Charcoal Filters, 30" and 36" DPH Series	119	139				•	•			

ISLAND HOODS/ACCESSORIES

This price list supersedes all previous price lists. Prices listed herein do not include applicable state or local taxes.

Model Number	Description	MAP	MSRP
800 Series			
Slim Profile Box Canopy Island Hood			
<ul style="list-style-type: none"> • 600 CFM • Four-Speed Electronic Control with White and Red LCD Display • Kitchen Timer • Clean Filter Reminder • Auto On/Heat Sensor 	<ul style="list-style-type: none"> • Four 20 W Halogen Lights • Three Anodized Aluminum Mesh Filters with Stainless Steel Bosch Design Covers and Metal Latch • Vertical Ducting with 8" Round Duct 	<ul style="list-style-type: none"> • Backdraft Damper and Transition Included • Recirculation Kit Available as an Accessory • Extension Kit for Ceilings 9' to 11' 6" Available as an Accessory 	 <p>HIB82651UC</p>
<u>HIB82651UC</u>	42" Island Hood, 600 CFM	2,249	2,499

Accessories for Island Hoods				HIB
				42"
	Island Hood Extension Kit <ul style="list-style-type: none"> • Fits Ceilings From 9' to 11' 6" in Height • Stainless Steel Flue Extensions and Inner Structure Parts Included. 			•
	<u>HCIEXT5UC</u> Island Hood Extension Kit	539	599	•
	<u>HCREC5UC</u> Box/Pyramid/Glass Canopy Chimney Hood Recirculation Kit	119	139	•
	<u>HIREC5UC</u> Island Hood Recirculation Kit	109	119	•

CHIMNEY WALL HOODS

This price list supersedes all previous price lists. Prices listed herein do not include applicable state or local taxes.

Model Number	Description	MAP	MSRP
--------------	-------------	-----	------

All Bosch Chimney Wall Hoods Include the Following Features:

- Kitchen Timer
- Clean Filter Reminder
- Auto On/Heat Sensor
- Anodized Aluminum Mesh Filters
- Vertical Ducting with 8" Round Duct
- Backdraft Damper and Transition Included
- Recirculation Kit Available as an Accessory
- Extension Kit for Ceilings 9'-11' 6" Available as an Accessory

300 Series

ENERGY STAR® Certified Pyramid Canopy Chimney Hood

- 300 CFM
- Three-Speed Electronic Control with White and Red LCD Display
- Two Bright LED Lights

<u>HCP34E52UC</u>	24" Pyramid Canopy Chimney Hood, 300 CFM	1,049	1,199
<u>HCP30E52UC</u>	30" Pyramid Canopy Chimney Hood, 300 CFM	1,149	1,299
<u>HCP36E52UC</u>	36" Pyramid Canopy Chimney Hood, 300 CFM	1,249	1,399



HCP34E52UC

500 Series

Box Canopy Chimney Hood

- 600 CFM
- Four Speed Electronic Control with White and Red LCD Display
- Two 40 W Halogen Lights

<u>HCB50651UC</u>	30" Box Canopy Chimney Hood, 600 CFM	1,499	1,649
<u>HCB56651UC</u>	36" Box Canopy Chimney Hood, 600 CFM	1,599	1,799



HCB50651UC

Pyramid Canopy Chimney Hood

- Home Connect™ (Wi-Fi Enabled)
- 600 CFM
- Cooktop Hood Control
- Four Speed Electronic Control with White and Red LCD Display
- Two Bright LED Lights

<u>HCP50652UC</u>	30" Pyramid Canopy Chimney Hood, 600 CFM	1,499	1,649
<u>HCP56652UC</u>	36" Pyramid Canopy Chimney Hood, 600 CFM	1,599	1,799



HCP50652UC

800 Series

Pyramid Canopy Chimney Hood

- Black Stainless Steel Guards Against Surface Scratches and Fingerprints
- 600 CFM
- Four Speed Electronic Control with White and Red LCD Display
- Two 40 W Halogen Lights


<u>HCP80641UC</u>	30" Pyramid Chimney, 600 CFM, Black Stainless	1,349	1,499
<u>HCP86641UC</u>	36" Pyramid Chimney, 600 CFM, Black Stainless	1,499	1,649









HCP80641UC

CHIMNEY WALL HOODS/ACCESSORIES

This price list supersedes all previous price lists. Prices listed herein do not include applicable state or local taxes.



Model Number	Description	MAP	MSRP	
				Benchmark Series
Glass Canopy Chimney Hood <ul style="list-style-type: none"> • 600 CFM • Four Speed Electronic Control with White and Red LCD Display • Clean Filter Reminder • Two 40 W Halogen Lights • Anodized Aluminum Mesh Filter with Stainless Steel Bosch Design Cover and Metal Latch 				
<u>HCG56651UC</u>	36" Glass Canopy Chimney Hood, 600 CFM	2,049	2,299	<i>HCG56651UC</i>

Accessories for Chimney Wall Hoods




					HCB/Box	HCP/Pyramid	HCG/Glass Canopy
	Chimney Wall Hood Extension Kit. <ul style="list-style-type: none"> • Fits Ceilings From 9' to 11' 6" in Height • Stainless Steel Flue Extensions and Inner Structure Parts Included 						
	<u>HCBEXT5UC</u> Box Canopy Chimney Hood Extension Kit, Stainless Steel	319	359		•		
	<u>HCGEXT5UC</u> Glass Canopy Chimney Hood Extension Kit	319	359				•
	<u>HCPEXT5UC</u> Pyramid Canopy Chimney Hood Extension Kit, Stainless Steel	319	359				•
	<u>HCPEXT4UC</u> Pyramid Canopy Chimney Hood Extension Kit, Black Stainless Steel	539	599		•	•	•
	<u>HCIFILTUC</u> Box/Pyramid/Glass Canopy Chimney Hood Filter Kit	119	139		•	•	•
	<u>HCREC5UC</u> Box/Pyramid/Glass Canopy Chimney Hood Recirculation Kit	119	139		•	•	•

PULL-OUT HOOD/ACCESSORIES

This price list supersedes all previous price lists. Prices listed herein do not include applicable state or local taxes.

Model Number	Description	MAP	MSRP
500 Series			
Integrated Stainless Pull-Out Range Hood			
<ul style="list-style-type: none"> 400 CFM Electronic Control with White LCD Display Kitchen Timer Clean Filter Reminder Three Fan Speeds with 	<ul style="list-style-type: none"> Intensive Speed Two Bright LED Lights Two Anodized Aluminum Mesh Filters Vertical Ducting with 6" Round Duct 	<ul style="list-style-type: none"> Backdraft Damper and Transition Included Recirculation/Charcoal Kit Available as an Accessory 110 V UL Rated with 120 V 3-Prong Plug 	 HUI54452UC
<u>HUI54452UC</u>	24" Pull-Out Hood, 400 CFM	869	999
Integrated Stainless Pull-Out Range Hood			
<ul style="list-style-type: none"> 300 CFM – (30" Width) 500 CFM – (36" Width) Three Speed Slider Switch Control Two 20 W Halogen Lights Four Aluminum Mesh Filters 	<ul style="list-style-type: none"> Removable Stainless Steel Front Visor Panel That Can Be Replaced with a Custom Strip (Not Provided) 6" Round Duct Vertical and Horizontal Discharge 	<ul style="list-style-type: none"> 120 V Junction Box Direct Wire CFM Reducer Kit Available as Accessory Non-Duct Recirculation Kit Available as Accessory (Vent Grate Cover Included with Hood) 	 HUI56551UC
<u>HUI50351UC</u>	30" Pull-Out Hood, 300 CFM, Stainless Steel	899	999
<u>HUI56551UC</u>	36" Pull-Out Hood, 500 CFM, Stainless Steel	949	1,049

Accessories for Pull-Out Hoods

				HUI54452UC	HUI50351UC	HUI56551UC
	Recirculation Kit/Charcoal Filter Accessory Kit For HUI50351UC and HUI56551UC Models • Absorbs Odors with High Quality Heavy Duty Charcoal Filters • For Recirculation, Non-Vented Installations <u>HUIF06UC</u> Non-Duct Recirculation Accessory Kit/Charcoal Filter Accessory Kit	109	119		•	•
	CFM Reducer Accessory Kit For HUI56551UC Model • Reduces CFM to Under 300 • Converts a 6" Round Duct to a 5" Round Duct • Check Your Local Code and Regulations for Make-Up Air Requirements <u>HUIRED56UC</u> CFM Reducer Accessory Kit, Reduces CFM to Under 300 CFM	59	69			•
	Recirculation/Charcoal Kit for HUI54452UC – 24" Pull-Out Hood <u>HVREC5UC</u> Pull-Out Hood Recirculation/Charcoal Filter Accessory Kit	109	119	•		

This price list supersedes all previous price lists. Prices listed herein do not include applicable state or local taxes.

Model Number	Description	MAP	MSRP
--------------	-------------	-----	------

800 Series

Downdraft Ventilation

- Design Matched for Use In Combination with Bosch Cooktops
- 12" Telescopic Chimney Rise
- Preserves Clean Sight Lines When Not In Use
- Stainless Steel
- Six Possible Discharge Connections to Fit Your Kitchen Design Allowing Flexibility to Exhaust At Sides, Front, Rear or Downward (Additional Accessories May Be Required Depending on Installation, See Manual)
- Sleek Front Panel Conceals Mesh Filters, Giving a Timeless

Aesthetic and Acts as a Splatter Guard While Cooking

- Dishwasher-Safe Aluminum Mesh Filters

- 3-Speed Control

Required to Complete the Installation: Blower Options, Sold Separately

- 600 CFM Remote (DHG6023RUC), Inline (DHG6015NUC) or Flexible Blower (DHG602DUC) Options Available

- **NEW Late Q3** 600 CFM Remote (DHR1FZUC), and Inline (DHI1FZUC) Blower (Note: Flexible Blower (DHG602DUC) remains the same)

May Be Required to Complete the Installation Depending on Exhaust Direction & Blower Chosen:

- Downdraft Transitions (HDDSTRAN6, HDDSTRAN8, HDDFTRAN6, HDDFTRAN8, HDD2RECTD, HDDSTRAN2 see page 11-7)
- Recirculation Possible, Accessory Sold Separately (HDDREC5UC see page 11-8)
- Gas Cooktop Seal Kit Sold Separately (Required For Installation with Gas Cooktops see page 11-8).





HDD86051UC

HDD80051UC	30" Downdraft, Optional Blower	1,649	1,849
HDD86051UC	36" Downdraft, Optional Blower	1,699	1,899




NOTE: Transition required and sold separately for all remote and inline blower installations.

Accessories for Downdraft-Blowers





				HDD86051UC	HDD80051UC
	DHG6015NUC	600 CFM Inline Blower (Transition Required: See Page 11-7) 6" Round Exhaust Discontinues Q3. Transitions to DHI1FZUC.	589	649	• •
	NEW DHI1FZUC	600 CFM Inline Blower Launching Late Q3	689	799	• •
	DHG602DUC	600 CFM Flexible Blower for HDD86051UC and HDD80051UC Bosch Downdrafts Only 8" Round Exhaust	689	799	• •
	DHG6023RUC	600 CFM Remote Blower 6" Round Exhaust Discontinues Q3. Transitions to DHR1FZUC.	629	699	• •

DOWNDRAFT ACCESSORIES

This price list supersedes all previous price lists. Prices listed herein do not include applicable state or local taxes.

Model Number	Description	MAP	MSRP		
Accessories for Downdraft-Blowers				HDD86051UC	HDD80051UC
	NEW DHR1FZUC 600 CFM Remote Blower for HDD86051UC and HDD80051UC Bosch Downdrafts Only 6" Round Exhaust Launching Late Q3	729	849	•	•
	<u>EXTNCB25W</u> 25-ft Remote & Inline Blower Extension Cable Compatible with Remote DHG6023RUC and Inline DHG6015NUC Compatible with New Remote Blower DHR1FZUC and Inline Blower DHI1FZUC; Launching Late Q3	See Thermador Price List		•	•
	<u>EXTNSET4</u> 3-pc extension set for Inline and remote blowers For older generation blowers when paired with new generation blowers Compatible with Remote DHG6023RUC and Inline DHG6015NUC Compatible with New Remote Blower DHR1FZUC and Inline Blower DHI1FZUC; launching Late Q3	See Thermador Price List		•	•

Accessories for Downdraft-Transitions

The Below Transitions May Be Required to Complete the Installation of HDD80051UC and HDD86051UC Depending on the Discharge Connection Chosen in Combination with the Downdraft Blower Selected (See Installation Manual) • For Use with Inline and Remote Blowers				HDD86051UC	HDD80051UC
	<u>HDD2RECTD</u> 2' Rectangular Duct Rectangular Duct That Is 2' Long x 1 7/8" Deep x 19" Wide Ability to Use as an Extension to Exhaust through a Cabinet or Wall. To Modify Length, Duct May Be Cut. HDDSTRAN6 or HDDSTRAN8 May Be Used to Connect HDD2RECTD to Round Ductwork HDDSTRAN2 Required to Attach Duct to Downdraft Housing	89	99	•	•
	<u>HDDFTRAN6</u> 6" Round Front Plate Front Rough-In Plate for Front Exhaust Applications	79	89	•	•
	<u>HDDFTRAN8</u> 8" Round Front Plate for Downdraft Front Rough-In Plate for Front Exhaust Applications	79	89	•	•
	<u>HDDSTRAN2</u> Transition for Rectangular Duct Required to Attach HDD2RECTD 2' Rectangular Duct to Downdraft Housing	69	79	•	•



DOWNDRAFT ACCESSORIES

This price list supersedes all previous price lists. Prices listed herein do not include applicable state or local taxes.




Model Number	Description	MAP	MSRP		
--------------	-------------	-----	------	--	--

Accessories for Downdraft—Transitions

The Below Transitions May Be Required to Complete the Installation of HDD80051UC and HDD86051UC Depending on the Discharge Connection Chosen in Combination with the Downdraft Blower Selected (See Installation Manual) • For Use with Inline and Remote Blowers




				HDD86051UC	HDD80051UC
	<u>HDDSTRAN6</u>	6" Side/Rear Transition Rectangular 1 7/8" X 19" Transition to 6" Round for Side and Rear Exhaust Applications	139	159	• •
	<u>HDDSTRAN8</u>	8" Side/Rear Transition Rectangular 1 7/8" X 19" Transition to 8" Round for Side and Rear Exhaust Applications	139	159	• •

Accessories for Downdraft

				HDD86051UC	HDD80051UC
	Downdraft Recirculation Kit <ul style="list-style-type: none"> Enables Non-Ducted Downdraft Installation by Allowing Filtered Air to Re-Enter the Kitchen after Passing Through a Charcoal Filter Includes Recirculation Module, Charcoal Filter and Metal Grill Vent Plate Recirculation Module Works In Wall or Island Applications Mounts to Cabinet Base, Recesses into Toe Kick/Socket Area Fits In Toe-Kick/Socket Heights of 4" or Taller Module and Grill Vent Plate Can Be Placed So Air Does Not Hit Feet Downdraft and Internal Blower Sold Separately To Be Used Only with Bosch Downdrafts and Blowers May Bypass the Need to Supply Make Up Air, Subject to Local Code 				• •
	<u>HDDREC5UC</u>	Recirculation Kit for Downdraft Replace Filters Every 3-6 Months, Depending on Usage, with HDDFILTUC	479	529	• •
	<u>HDDFILTUC</u>	Charcoal Filter Replacement for Recirculation Kit for Downdraft	89	99	• •
	Gas Cooktop Seal Kit <ul style="list-style-type: none"> For Use with 36" HDD86051UC and 30" HDD80051UC Downdrafts Required for Installation with Gas Cooktops Includes Trim Bracket, Seal, and 2 Metal Grills 				• •
	<u>HDDORSP</u>	30" Gas Cooktop Seal Kit for Downdraft	89	99	• •

DOWNDRAFT ACCESSORIES

This price list supersedes all previous price lists. Prices listed herein do not include applicable state or local taxes.

Model Number	Description	MAP	MSRP		
Accessories for Downdraft				HDD86051UC	HDD80051UC
	<u>HDD6RSP</u> 36" Gas Cooktop Seal Kit for Downdraft	89	99	•	•
	HDDTRIM30S Trim accessory for 30" downdraft	49	59		•
	HDDTRIM36S Trim accessory for 36" downdraft	49	59	•	

B		H		HDDSTRAN2.....	11-7
B09IB91NSP.....	1-4	HBE5452UC.....	8-1	HDDSTRAN6.....	11-8
B10CB81NVB.....	1-5	HBE5453UC.....	8-1	HDDSTRAN8.....	11-8
B10CB81NVW.....	1-5	HBL57M52UC.....	8-3	HDDTRIM30S.....	11-9
B11CB50SSS.....	1-4	HBL87M53UC.....	8-6	HDDTRIM36S.....	11-9
B11CB81SSS.....	1-5	HBL5344UC.....	8-2	HDI8056U.....	6-5
B18IF905SP.....	2-3	HBL5351UC.....	8-2	HDIP056U.....	6-5
B20CS30SNS.....	1-1	HBL5451UC.....	8-2	HDS8045U.....	6-2
B30BB935SS.....	2-1	HBL5551UC.....	8-2	HDS8055U.....	6-2
B30IB905SP.....	2-1	HBL5651UC.....	8-3	HDS8645U.....	6-2
B30IR905SP.....	2-3	HBL5754UC.....	8-3	HDS8655U.....	6-2
B36BT935NS.....	2-2	HBL8443UC.....	8-4	HDZBS301.....	6-10
B36CD50SNB.....	1-1	HBL8444LUC.....	8-5	HDZIT301.....	6-10
B36CD50SNS.....	1-1	HBL8444RUC.....	8-5	HEATKITB82.....	2-4
B36CL80ENS.....	1-2	HBL8453UC.....	8-4	HEI8046U.....	6-6
B36CL80SNS.....	1-2	HBL8454UC.....	8-4	HEI8056U.....	6-6
B36CL81ENG.....	1-2	HBL8642UC.....	8-5	HEIP056U.....	6-6
B36CT80SNB.....	1-3	HBL8651UC.....	8-5	HEZ7YZ30UC.....	9-10
B36CT80SNS.....	1-3	HBL8743UC.....	8-6	HEZ7YZ36UC.....	9-10
B36HNDL800.....	2-4	HBL8753UC.....	8-6	HEZ8LLUC.....	6-9
B36IT905NP.....	2-2	HBLP451LUC.....	8-7	HEZ8TK30UC.....	6-9
BCM8450UC.....	5-1	HBLP451RUC.....	8-7	HEZ8TK36UC.....	6-9
BFL18IF800.....	2-4	HBLP451UC.....	8-7	HEZ8YZ04UC.....	6-8
BFL30IR800.....	2-4	HBLP454UC.....	8-7	HEZ8YZ30UC.....	6-8
BORPLFTR30.....	2-4	HBLP651LUC.....	8-8	HEZ8YZ36UC.....	6-8
BORPLFTR50.....	2-4	HBLP651RUC.....	8-8	HEZ8ZZ30UC.....	6-8
BORPLFTR55.....	2-4	HBLP651UC.....	8-8	HEZ8ZZ36UC.....	6-8
		HBLP752UC.....	8-9	HEZ9GR37UC.....	6-10, 9-10
D		HCB50651UC.....	11-3	HEZ9GR41UC.....	6-8, 9-10
DHG602DUC.....	11-6	HCB56651UC.....	11-3	HEZ9GW23UC.....	6-8, 9-10
DHG6015NUC.....	11-6	HCBE55UC.....	11-4	HEZ9LLUC.....	6-9
DHG6023RUC.....	11-6	HCG56651UC.....	11-4	HEZ9TK30UC.....	6-9
DHI1FZUC.....	11-6	HCGEXT5UC.....	11-4	HEZ9TK36UC.....	6-9
DHR1FZUC.....	11-7	HCIEXT5UC.....	11-2	HEZ9YZ04UC.....	6-8
DHZ3002UC.....	11-1	HCIFILTUC.....	11-4	HEZ9YZ30UC.....	6-8
DHZ3052UC.....	11-1	HCP30E52UC.....	11-3	HEZ9YZ36UC.....	6-8
DHZ3602UC.....	11-1	HCP34E52UC.....	11-3	HEZ9ZZ30UC.....	6-8
DPH30652UC.....	11-1	HCP36E52UC.....	11-3	HEZ9ZZ36UC.....	6-8
DPH36652UC.....	11-1	HCP50652UC.....	11-3	HEZ298102.....	6-10, 9-10
DRZ3052UC.....	11-1	HCP56652UC.....	11-3	HEZ298107.....	9-10
DRZ3652UC.....	11-1	HCP80641UC.....	11-3	HEZ390210.....	6-10, 9-10
DUH30152UC.....	11-1	HCP86641UC.....	11-3	HEZ390220.....	6-10, 9-10
DUH30252UC.....	11-1	HCPEXT4UC.....	11-4	HEZ390230.....	6-10, 9-10
DUH36152UC.....	11-1	HCPEXT5UC.....	11-4	HEZ390512.....	6-10, 9-10
DUH36252UC.....	11-1	HCREC5UC.....	11-2, 11-4	HEZBS301.....	6-10
		HDD0RSP.....	11-8	HEZCMT3050.....	5-1
E		HDD2RECTD.....	11-7	HEZGR301.....	6-10
EXTNCB25W.....	11-7	HDD6RSP.....	11-9	HEZTR301.....	6-10, 8-10
EXTNSET4.....	11-7	HDD80051UC.....	11-6	HGI8046UC.....	6-4
		HDD86051UC.....	11-6	HGI8056UC.....	6-4
F		HDDFILTUC.....	11-8	HGIP056UC.....	6-4
FPETHKT50.....	2-4	HDDFTRAN6.....	11-7	HGS8045UC.....	6-1
FPETHRF50.....	2-4	HDDFTRAN8.....	11-7	HGS8055UC.....	6-1
		HDDREC5UC.....	11-8	HGS8645UC.....	6-1
				HGS8655UC.....	6-1

HGZBS301	6-10
HGZIT301	6-10
HIB82651UC	11-2
HII8047U	6-7
HII8057U	6-7
HIIP057U	6-7
HIREC5UC	11-2
HIS8055U	6-3
HIS8655U	6-3
HMB50152UC	7-3
HMB57152UC	7-3
HMC54151UC	7-2
HMC80152UC	7-3
HMC80242UC	7-3
HMC80252UC	7-3
HMC87152UC	7-3
HMCP0252UC	7-3
HMD8053UC	7-2
HMD8451UC	7-2
HMV3053U	7-1
HMV5053U	7-1
HMV8044U	7-1
HMV8053U	7-1
HMVP053U	7-2
HSLP451UC	8-8
HSLP751UC	8-9
HUI50351UC	11-5
HUI54452UC	11-5
HUI56551UC	11-5
HUIF06UC	11-5
HUIRED56UC	11-5
HVREC5UC	11-5
HWD5051UC	8-10
HWD5751UC	8-10

N

NEM5066UC	9-4
NEM5466UC	9-4
NEM5666UC	9-4
NET8069SUC	9-5
NET8069UC	9-5
NET8669SUC	9-5
NET8669UC	9-5
NETP069SUC	9-6
NETP669SUC	9-6
NGM5058UC	9-7
NGM5458UC	9-7
NGM5658UC	9-7
NGM8048UC	9-8
NGM8058UC	9-8
NGM8648UC	9-8
NGM8658UC	9-8
NGMP058UC	9-9
NGMP077UC	9-9
NGMP658UC	9-9

NGMP677UC	9-9
NIT5060UC	9-1
NIT5460UC	9-1
NIT5660UC	9-1
NIT8060SUC	9-2
NIT8060UC	9-2
NIT8660SUC	9-2
NIT8660UC	9-2
NITP060SUC	9-3
NITP060UC	9-3
NITP660SUC	9-3
NITP660UC	9-3

R

RGM8058UC	10-1
RGM8658UC	10-1

S

SGE53B55UC	3-6
SGV78B53UC	3-7
SGX78B55UC	3-7
SGZ1010UC	3-8
SGZ1052UC	3-8
SGZ9091UC	3-8
SHE3AR72UC	3-1
SHE3AR75UC	3-1
SHE3AR76UC	3-1
SHE89PW75N	3-5
SHEM3AY52N	3-1
SHEM3AY55N	3-1
SHEM63W55N	3-2
SHEM78ZH5N	3-5
SHPM65Z52N	3-3
SHPM65Z55N	3-3
SHPM78Z54N	3-4
SHPM78Z55N	3-4
SHPM88Z75N	3-4
SHSM63W55N	3-2
SHV89PW73N	3-5
SHVM4AYB3N	3-1
SHVM63W53N	3-2
SHVM78Z53N	3-4
SHX89PW75N	3-5
SHXM4AY55N	3-1
SHXM63W55N	3-2
SHXM78Z55N	3-4
SHXM88Z75N	3-4
SMZ3IN1UC	3-9
SMZ1007UC	3-8
SMZ4000UC	3-8
SMZ4026	3-8
SMZ5000	3-8
SMZ5002UC	3-8
SMZ5003	3-8

SMZ5400	3-8
SMZCD200UC	3-8
SMZEPCC1UC	3-9
SMZPCJB1UC	3-9
SMZSH002UC	3-9
SPE53B52UC	3-6
SPE53B55UC	3-6
SPE53B56UC	3-6
SPE68B55UC	3-7
SPV68B53UC	3-7
SPX68B55UC	3-7

W

WAT28400UC	4-1
WAW285H1UC	4-1
WAW285H2UC	4-2
WMZ20600	4-5
WMZPW20W	4-5
WTG865H4UC	4-4
WTG86403UC	4-3
WTW87NH1UC	4-3
WTZ11400UC	4-5
WTZ20410UC	4-5
WTZPA20UC	4-5
WTZPA30US	4-5
WTZPW20D	4-5
WTZSB30UC	4-5

Bosch Home Appliances

North America Corporate Office

1.800.944.2904

www.bosch-home.com/us



BOSCH

Invented for life

©2022 BSH Home Appliances Corporation. All rights reserved. Bosch is a registered trademark of Robert Bosch GmbH.

All information presented herein is based on data available at the time of printing and is subject to change without notice.

For immediate installation dimensions by fax, use your handset and call 1.775.833.3600. Use Code #8317 for a directory of Bosch products.

20-BSH-0914.3