



**BOSCH**

Invented for life



# Mainline & Benchmark Consumer Price List

Q3 2020



# PRICE LIST

Consumer



# BOSCH

EFFECTIVE

Q3 2020

## TABLE OF CONTENTS

<b>REFRIGERATION</b>	<b>1-1</b>	<b>MAINLINE OVENS</b>	<b>11-1</b>
French Door Refrigerator .....	1-1	Built-in Ovens .....	11-1
Bottom Freezer .....	1-5	Built-in Warming Drawers .....	11-7
<b>BENCHMARK REFRIGERATION</b>	<b>2-1</b>	<b>BENCHMARK OVENS</b>	<b>12-1</b>
Built-In Bottom Freezer .....	2-1	Built-In Ovens .....	12-1
Built-In French Door Bottom Freezer .....	2-2	Built-In Steam Convection Ovens .....	12-2
Built-in Single Door .....	2-3	Built-in Combination Ovens .....	12-3
Accessories .....	2-4	Built-In Speed Oven .....	12-3
<b>MAINLINE DISHWASHERS</b>	<b>3-1</b>	Accessories .....	12-4
Dishwashers .....	3-1	<b>MAINLINE COOKTOPS</b>	<b>13-1</b>
Special Application/ADA Dishwashers .....	3-6	Induction .....	13-1
<b>BENCHMARK DISHWASHERS</b>	<b>4-1</b>	Electric .....	13-3
Accessories .....	4-3	Gas .....	13-5
<b>LAUNDRY</b>	<b>5-1</b>	<b>RANGETOPS</b>	<b>14-1</b>
Washers .....	5-1	Rangetops .....	14-1
Dryers .....	5-4	<b>BENCHMARK COOKTOPS</b>	<b>15-1</b>
Accessories .....	5-7	Induction .....	15-1
<b>COFFEE MACHINE</b>	<b>6-1</b>	Electric .....	15-2
Built-in .....	6-1	Gas .....	15-3
<b>MAINLINE RANGES</b>	<b>7-1</b>	Accessories .....	15-4
Freestanding Ranges .....	7-1	<b>MAINLINE VENTILATION</b>	<b>16-1</b>
Slide-in Ranges .....	7-3	Under-Cabinet Hoods/Accessories .....	16-1
<b>BENCHMARK RANGES</b>	<b>8-1</b>	Island Hoods/Accessories .....	16-2
Slide-In Ranges .....	8-1	Chimney Wall Hoods .....	16-3
Accessories .....	8-3	Chimney Wall Hood Accessories .....	16-4
<b>MICROWAVES</b>	<b>9-1</b>	Pull-Out Hood/Accessories .....	16-5
Over-the-Range Microwave Ovens .....	9-1	Custom Insert .....	16-6
Built-in Microwave Ovens .....	9-2	Downdraft/Accessories .....	16-7
<b>BENCHMARK MICROWAVES</b>	<b>10-1</b>	Index .....	17-1
Over-the-Range Microwave Oven .....	10-1	<b>INDEX</b>	<b>17-1</b>

## FRENCH DOOR REFRIGERATOR

*This price list supersedes all previous price lists. Prices listed herein do not include applicable state or local taxes.*

Model Number	Description	MAP	MSRP
--------------	-------------	-----	------

### All Bosch 800 Series Freestanding French Door Refrigerators Include the Following Features:

- SuperCool/SuperFreeze®
- LED Lighting
- Covered Dairy Bin
- Hidden Hinges
- Door Alarm

### 300 Series

#### 36" Side-by-Side—Stainless Steel

- 20.2 cu.ft.
- Counter Depth
- ENERGY STAR® Qualified
- Fingerprint Resistant Stainless Steel
- MultiAirFlow™ Circulation System
- SoftClose® Doors
- MultiBox Storage Drawers
- Easy Access Glass Shelf
- SuperCool/SuperFreeze®
- Transparent Storage
- Dispenser Control Lock
- Tempered Glass Shelves
- Gallon Door Storage Bins
- Hidden Hinges
- Egg Tray

**B20CS30SNS**

**Stainless Steel**

**2,199 2,449**



B20CS30SNS



### 800 Series

#### 36" Freestanding Standard-Depth French Door Refrigerator—Stainless Steel

- 25 cu.ft.
- Standard Depth
- ENERGY STAR® Qualified
- Fingerprint Resistant Stainless Steel
- Crisper Drawers
- Storable Partial Shelf
- MultiAirFlow™ Circulation System
- Updated Handle Design
- Full Size Deli Drawer
- Frameless Exterior Ice and Water Dispenser Featuring SteelTouch® Controls
- Quick Ice
- Transparent Storage
- Dispenser Control Lock
- Hide-Away Water Filter
- Spill-Proof Tempered Glass Shelves
- Adjustable Split Glass Shelving
- Gallon Door Storage Bins
- Bottle Holder

**B26FT50SNS**

**Stainless Steel**

**2,799 3,099**



B26FT50SNS



## FRENCH DOOR REFRIGERATOR

*This price list supersedes all previous price lists. Prices listed herein do not include applicable state or local taxes.*

Model Number	Description	MAP	MSRP
--------------	-------------	-----	------

### 800 Series

#### 36" Freestanding Counter-Depth French Door Refrigerator

- 20.7 cu.ft.
- Counter Depth
- 69" Height
- Easy to Clean Stainless Steel
- Retractable Half Shelf
- Dual Cycle & Dual Air-Cooled System
- Retractable Half Shelf
- Full-Width Chiller Drawer
- Humidity-Controlled Crisper Drawers
- True Flat Door
- Assisted Freezer Drawer Closing
- Reduced-Energy Output Eco Mode
- Metal Rail Drawer Extraction System
- Adjustable Tempered Glass Shelving
- Clear Gallon Door Storage Bins
- Ultraclarity® Water Filter
- Ice Scoop
- Toe Kick Trim Cover
- Door Alarm



**B21CT80SNS**

**Stainless Steel**

**2,999 3,299**

B21CT80SNS

#### 36" Freestanding Counter-Depth French Door Refrigerator—Stainless Steel

- Home Connect™ Features
- 20.8 cu.ft.
- True Counter Depth
- 72" Height
- Dual Compressor and Dual Evaporator
- Easy to Clean Stainless Steel
- MultiAirFlow®
- Built-In Look
- Automatic VitaFreshPro™
- Dual Temperature and Humidity Controlled Crisper Drawers (individual)
- Dual Activated Internal Water Dispenser
- FlexBar™ With Shelving Accessories
- Freezer With Three-Tiered Shelving
- Full-Width Chiller Drawer
- SoftClose® Freezer
- Ice Maker
- ENERGY STAR® Certified
- Adjustable Tempered Glass Shelving
- Gallon Door Storage Bins
- Ice Scoop



B36CT80SNS



B36CT80SNB



B36CT81SNS



**B36CT80SNS**

**Stainless Steel, Bar Handle**

**3,099 3,449**

**B36CT80SNB**

**Black Stainless Steel, Bar Handle**

**3,199 3,549**

**B36CT81SNS**

**Stainless Steel, Pro Handle**

**3,499 3,849**

# FRENCH DOOR REFRIGERATOR

This price list supersedes all previous price lists. Prices listed herein do not include applicable state or local taxes.

Model Number	Description	MAP	MSRP
--------------	-------------	-----	------

## 800 Series

### 36" Freestanding Counter-Depth French Door Refrigerator—Stainless Steel

- Home Connect™ Features
- 20.5 cu.ft.
- True Counter Depth
- 72" Height
- Dual Compressor and Dual Evaporator
- Easy-To-Clean Stainless Steel
- MultiAirFlow®
- Built-In Look
- Automatic VitaFreshPro™
- Dual Temperature and Humidity Controlled Crisper Drawers
- Dual Activated Internal Water Dispenser
- FlexBar™ With Shelving Accessories
- Freezer With Three-Tiered Shelving
- Full-Width Chiller Drawer
- SoftClose® Drawer Closing
- Ice Maker
- ENERGY STAR® Certified
- Adjustable Tempered Glass Shelving
- Gallon Door Storage Bins
- Ice Scoop



B36CL80SNS



B36CL80ENS

<a href="#"><u>B36CL80SNS</u></a>	<b>Stainless Steel, Bar Handle</b>	<b>3,299</b>	<b>3,649</b>
<a href="#"><u>B36CL80ENS</u></a>	<b>Stainless Steel, Recessed Handle</b>	<b>3,399</b>	<b>3,749</b>



### 36" Freestanding Counter-Depth French Door Refrigerator Refreshment Center—Glass on Stainless Steel

- Home Connect™ Features
- 20.5 cu.ft.
- True Counter Depth
- 72" Height
- Dual Compressor and Dual Evaporator
- Glass over Stainless Steel
- Beverage Drawer
- MultiAirFlow®
- Built-In Look
- Dual Temperature and Humidity Controlled Crisper Drawers
- Dual Activated Internal Water Dispenser
- FlexBar™ With Shelving Accessories
- Freezer With Three-Tiered Shelving
- Full-Width Chiller Drawer
- SoftClose® Drawer Closing
- Ice Maker
- ENERGY STAR® Certified
- Adjustable Tempered Glass Shelving
- Gallon Door Storage Bins
- Ice Scoop



B36CL81ENG

<b>NEW</b> <a href="#"><u>B36CL81ENG</u></a>	<b>Glass on Stainless Steel</b>	<b>4,439</b>	<b>4,899</b>
--	---------------------------------	--------------	--------------

Available Q3/Q4



*This price list supersedes all previous price lists. Prices listed herein do not include applicable state or local taxes.*

Model Number	Description	MAP	MSRP
--------------	-------------	-----	------

**800 Series**

**36" Freestanding Counter-Depth French Door Refrigerator, External Water and Ice— Stainless Steel**

- Home Connect™ Features
- 20.8 cu.ft.
- True Counter Depth
- 69" Height
- ENERGY STAR® Certified
- Easy to Clean Stainless Steel
- Built-In Look
- QuickPro Ice System™
- External Ice and Water Dispenser
- UltraClarityPro Water Filter
- Ice Maker
- Humidity Controlled Crisper Drawers
- Full-Width Chiller Drawer
- MultiAirFlow®
- SoftClose® Freezer Closing
- Freezer With Two-Tiered Shelving
- Adjustable Tempered Glass Shelving
- Gallon Door Storage Bins
- Ice Scoop



B36CD50SNS



B36CD50SNB



<b>NEW</b> B36CD50SNS	<b>Stainless Steel, Bar Handle</b>	<b>2,999</b>	<b>3,299</b>
<b>NEW</b> B36CD50SNB	<b>Black Stainless Steel, Bar Handle</b>	<b>3,099</b>	<b>3,449</b>

Available Q3/Q4

## BOTTOM FREEZER

*This price list supersedes all previous price lists. Prices listed herein do not include applicable state or local taxes.*

Model Number	Description	MAP	MSRP
<b>All Bosch Freestanding Counter-Depth Two Door Bottom Freezer Refrigerators Include the Following Features:</b>			
• Counter Depth	• MultiAirFlow™ System	• CoolPaks	
• Reversible Doors	• Spill-Proof Glass Shelves	• Door Alarm	
• Wine Rack	• Removable Freezer Bins	• ENERGY STAR® Certified	

### 500 Series

#### 24" Freestanding Counter-Depth Two Door Bottom Freezer Refrigerator—Stainless Steel Door

- 11 cu.ft.
- 24"x79" European Style
- Hidden Hinges
- SuperCool/SuperFreeze®
- AirFresh Filter®
- Sidewall LED Lighting
- HydroFresh Humidity-Controlled Crisper
- Telescopic Drawers

**B11CB50SSS**

**Stainless Steel**

**2,599 2,899**



B11CB50SSS



### 800 Series

#### 24" Built-in Two Door Bottom Freezer Refrigerator—Custom Panel

- Home Connect™ Features
- 8.4 cu.ft.
- VitaFreshPro—Temperature and humidity controlled drawer
- Installs True Flush
- Dual Evaporators
- Recessed LED Theater Lighting
- Garage Shelving
- Full Width Shelving
- Full Extension Drawers
- OptiFlex® Hinge
- Electronic Controls
- SuperCool/SuperFreeze®
- Sabbath/Economy/Vacation Mode

**NEW B09IB91NSP**

**24" Bottom-Freezer, Custom Panel**

**2,399 2,649**



B09IB91NSP





## BOTTOM FREEZER

*This price list supersedes all previous price lists. Prices listed herein do not include applicable state or local taxes.*

Model Number	Description	MAP	MSRP
--------------	-------------	-----	------

### 800 Series

#### 24" Freestanding Counter-Depth Two Door Bottom Freezer Refrigerator

- 10 cu.ft.
- 24" x 73" European Style
- Tempered Glass Refrigerator/Freezer Door
- HydroFresh Humidity-Controlled Crisper
- LED Bright Lighting
- Ice Trays



B10CB80NVB/  
B10CB81NVB

B10CB80NVW/  
B10CB81NVW



<b><u>B10CB80NVB</u></b>	<b>Black Glass Door</b>	<b>2,699</b>	<b>2,999</b>
<b>NEW</b> <b><u>B10CB81NVB*</u></b>	<b>Black Glass Door</b>	<b>2,699</b>	<b>2,999</b>
<b><u>B10CB80NVW</u></b>	<b>White Glass Door</b>	<b>2,699</b>	<b>2,999</b>
<b>NEW</b> <b><u>B10CB81NVW*</u></b>	<b>White Glass Door</b>	<b>2,699</b>	<b>2,999</b>

\* Model number change required for updated energy rating. No changes to the physical product.  
New model released once old model inventory is depleted

#### 24" Freestanding Counter-Depth Two Door Bottom Freezer Refrigerator—Stainless Steel

- 11 cu.ft.
- 24"x79" European Style
- Hidden Hinges
- SuperCool/SuperFreeze®
- AirFresh Filter®
- Sidewall LED Lighting
- HydroFresh Humidity-Controlled Crisper
- Telescopic Drawers
- Internal Ice Maker

<b><u>B11CB81SSS</u></b>	<b>Stainless Steel, With Internal Ice Maker</b>	<b>2,799</b>	<b>3,099</b>
--------------------------	---	--------------	--------------



B11CB81SSS





## BUILT-IN BOTTOM FREEZER

*This price list supersedes all previous price lists. Prices listed herein do not include applicable state or local taxes.*

Model Number	Description	MAP	MSRP
--------------	-------------	-----	------

### All Bosch Benchmark Series Built-In Refrigerators Include the Following Features:

- Home Connect™ Capability
- Carbon Air Filter
- ENERGY STAR® Certified
- Sidewall LED Theater Lighting
- SuperCool/SuperFreeze™
- New Interior Design
- OptiFlex® Hinge
- Sabbath/Economy/Vacation Mode

### Benchmark Series

#### 30" Built-in Two Door Bottom Freezer Refrigerator—Custom Panel

- Home Connect™ Features
- Dual Compressor and Evaporator
- Internal Ice Maker
- 16.0 cu.ft.
- Full Width Shelving
- Water Filter
- Tall Door Built-in Refrigeration
- Full Extension Drawers
- TFT Controls
- Installs True Flush
- Temperature Controlled Deli Drawer
- Gallon Door Bins

**B30IB900SP**

**30" Bottom-Freezer, Custom Panel**

**6,199 6,849**



B30IB900SP



#### 30" Built-in Two Door Bottom Freezer Refrigerator—Stainless Steel Panel

- Home Connect™ Features
- Dual Compressor and Evaporator
- Internal Ice Maker
- 16.0 cu.ft.
- Full Width Shelving
- Water Filter
- Installs True Flush Or Framed
- Full Extension Drawers
- Electronic Controls
- Dual Compressor and Drawer
- Temperature Controlled
- Gallon Door Bins

**Pre-Assembled Package Includes: Flat Stainless Panels • Bosch Handles**

**B30BB930SS**

**30" Bottom-Freezer, Stainless Steel**

**7,499 8,249**



B30BB930SS



## BUILT-IN FRENCH DOOR BOTTOM FREEZER

*This price list supersedes all previous price lists. Prices listed herein do not include applicable state or local taxes.*

Model Number	Description	MAP	MSRP
--------------	-------------	-----	------

### Benchmark Series

#### 36" Fully-Integrated French Door Bottom Freezer Refrigerator—Custom Panel

- |                                 |                                 |                      |
|---------------------------------|---------------------------------|----------------------|
| • Home Connect™ Features        | • Evaporator                    | • Internal Ice Maker |
| • 19.5 cu.ft.                   | • Full Width Shelving           | • Water Filter       |
| • Installs True Flush Or Framed | • Full Extension Drawers        | • TFT Controls       |
| • Dual Compressor and           | • Temperature Controlled Drawer | • Gallon Door Bins   |

<b><u>B36IT900NP</u></b>	<b>36" French Door Bottom-Freezer, Custom Panel</b>	<b>7,099</b>	<b>7,849</b>
--------------------------	---	--------------	--------------

<b><u>B36BT930NS</u></b>	<b>36" French Door Bottom-Freezer, Stainless Steel</b>	<b>8,299</b>	<b>9,149</b>
--------------------------	--	--------------	--------------



B36IT900NP



B36BT930NS



## BUILT-IN SINGLE DOOR

*This price list supersedes all previous price lists. Prices listed herein do not include applicable state or local taxes.*

Model Number	Description	MAP	MSRP
--------------	-------------	-----	------

### Benchmark Series

#### 18" Built-In Single Door Freezer—Custom Panel

- Home Connect™ Features
- 8.6 cu.ft.
- Installs True Flush Or Framed
- Internal Ice Maker
- Water Filter
- TFT Controls

**B18IF900SP**

**18" Freezer, Custom Panel Single Door**

**4,599 5,099**



B18IF900SP



#### 30" Built-in Single Door Refrigerator—Custom Panel

- Home Connect™ Features
- 17.2 cu.ft.
- Tall Door Built-in Freezer
- Installs True Flush Or Framed
- VitaFresh System
- Full Width Shelving
- Full Extension Drawers
- OptiFlex® Hinge
- TFT Controls
- Gallon Door Bins

**B30IR900SP**

**30" Freezer, Custom Panel Single Door**

**5,599 6,199**



B30IR900SP








This price list supersedes all previous price lists. Prices listed herein do not include applicable state or local taxes.

Model  
Number

Description






### Accessories for Refrigeration



Accessories for Refrigeration					Mainline						Benchmark					
					B20CS30SNS	B21CT80SNS	B26FT50SNS	B36CD50SN_	B36CT8_SN_	B36CL81ENG	B36CL80_NS	B18IF900SP	B30BB930SS	B30IB900SP	B30IR900SP	B36BT930NS
	Model Number	Description	MAP	MSRP												
	<b>BORPLFTR50</b>	<b>UltraClarityPro™ Water Filter</b>	<b>46</b>	<b>59</b>				•	•		•					
	<b><u>BOHANDL50</u></b>	<b>Pro Handle Accessory Kit</b> Kit Includes 2 Handles for Refrigerator, 1 Handle for Freezer, Hardware and Tool Necessary for Installation	<b>299</b>	<b>329</b>		•										
	<b><u>BFL18IF800</u></b>	<b>18" Stainless Steel Flat Panel Freezer Door</b>	<b>450</b>	<b>499</b>							•					
	<b><u>BFL30IR800</u></b>	<b>30" Stainless Steel Flat Panel Freezer Door</b>	<b>550</b>	<b>649</b>										•		
	<b><u>B36HNDL800</u></b>	<b>36" Handle for Single Door</b>	<b>100</b>	<b>109</b>							•			•		
	<b>HEATKITB82</b>	<b>Heater Kit</b>	<b>399</b>	<b>439</b>							•	•	•	•	•	•

Please make sure to order HEATKITB82 when installation is less than 6" apart but not connected, or for nontraditional side-by-side combinations without freezer column. A HEATKITB82 is recommended for use with any installation in areas that are subject to extreme humidity.

# DISHWASHERS

This price list supersedes all previous price lists. Prices listed herein do not include applicable state or local taxes.

Model Number	Description	MAP	MSRP
<b>All Bosch 100 Series Dishwashers Include the Following Features:</b>			
<b>Quality</b> <ul style="list-style-type: none"><li>• Anti-Finger Print Stainless Steel</li><li>• Stainless Steel Tub With Polypropylene</li><li>• 24/7 Overflow Protection</li></ul>		<b>Efficiency</b> <ul style="list-style-type: none"><li>• 269 kWh/year</li><li>• ENERGY STAR® Certified</li></ul> <b>Performance</b> <ul style="list-style-type: none"><li>• Up to Six Wash Cycles Including: Heavy, Auto, Normal, Speed 60 and Rinse &amp; Hold</li></ul>	<ul style="list-style-type: none"><li>• Up to Five Performance Enhancing Options Including: Sanitize (NSF certified to remove up to 99.9% of bacteria)</li></ul>
<b>100 Series</b>			
<b>Quietness</b> <ul style="list-style-type: none"><li>• 50 dBA</li></ul> <b>Design</b> <ul style="list-style-type: none"><li>• Standard Button Controls</li></ul>	<b>Racks</b> <ul style="list-style-type: none"><li>• 14-Place Setting Capacity</li><li>• Utility Rack</li><li>• Manual Adjusting Upper Rack</li><li>• 2 Lower Rack Flip Tines</li><li>• Long Silverware Basket</li></ul>	<b>Performance</b> <ul style="list-style-type: none"><li>• Additional Wash Cycles: Delicate, Express</li><li>• Additional Options: Delay Start</li></ul>	 SHEM3AY55N
<a href="#"><u>SHEM3AY52N</u></a>	<b>Recessed Handle, White</b>	<b>499</b>	<b>549</b>
<a href="#"><u>SHEM3AY55N</u></a>	<b>Recessed Handle, Stainless Steel With Silver Fascia</b>	<b>599</b>	<b>699</b>
<a href="#"><u>SHEM3AY56N</u></a>	<b>Recessed Handle, Black</b>	<b>499</b>	<b>549</b>
<b>Quietness</b> <ul style="list-style-type: none"><li>• 50 dBA</li></ul> <b>Design</b> <ul style="list-style-type: none"><li>• <b>Electronic Scrolling Controls</b></li></ul>	<b>Racks</b> <ul style="list-style-type: none"><li>• 14-Place Setting Capacity</li><li>• Manual Adjusting Upper Rack</li><li>• 2 Lower Rack Flip Tines</li><li>• Long Silverware Basket</li></ul>	<b>Performance</b> <ul style="list-style-type: none"><li>• Additional Wash Cycles: Delicate, Express</li><li>• Additional Options: 3/6/9 H Delay Start</li></ul>	 SHE3AR75UC  SHX3AR75UC
<a href="#"><u>SHE3AR72UC</u></a>	<b>Recessed Handle, White</b>	<b>499</b>	<b>549</b>
<a href="#"><u>SHE3AR75UC</u></a>	<b>Recessed Handle, Stainless Steel With Silver Fascia</b>	<b>599</b>	<b>699</b>
<a href="#"><u>SHE3AR76UC</u></a>	<b>Recessed Handle, Black</b>	<b>499</b>	<b>549</b>
<a href="#"><u>SHX3AR72UC</u></a>	<b>Bar Handle, White</b>	<b>599</b>	<b>699</b>
<a href="#"><u>SHX3AR75UC</u></a>	<b>Bar Handle, Stainless Steel</b>	<b>699</b>	<b>799</b>
<a href="#"><u>SHX3AR76UC</u></a>	<b>Bar Handle, Black (unavailable for purchase in Q3)</b>	<b>599</b>	<b>699</b>
<b>Quietness</b> <ul style="list-style-type: none"><li>• <b>48 dBA</b></li><li>• <b>InfoLight®</b></li></ul> <b>Design</b> <ul style="list-style-type: none"><li>• <b>Electronic Controls</b></li><li>• <b>Time Remaining Display</b></li></ul>	<b>Racks</b> <ul style="list-style-type: none"><li>• <b>15-Place Setting Capacity</b></li><li>• <b>Standard 3rd Rack</b></li><li>• <b>3 Step RackMatic®</b></li><li>• <b>Upper &amp; Lower Rack Flip Tines</b></li><li>• Silverware Basket</li></ul>	<b>Performance</b> <ul style="list-style-type: none"><li>• Additional Wash Cycles: <b>Speed 60</b></li><li>• Additional Options: 24 H Delay Start, and <b>Extra Dry</b></li></ul>	 SHXM4AY55N  SHXM4AY54N
<a href="#"><u>SHXM4AY52N</u></a>	<b>Bar Handle, White (unavailable for purchase in Q3)</b>	<b>699</b>	<b>799</b>
<a href="#"><u>SHXM4AY54N</u></a>	<b>Bar Handle, Black Stainless Steel (unavailable for purchase in Q3)</b>	<b>849</b>	<b>949</b>
<a href="#"><u>SHXM4AY55N</u></a>	<b>Bar Handle, Stainless Steel</b>	<b>749</b>	<b>849</b>
<a href="#"><u>SHXM4AY56N</u></a>	<b>Bar Handle, Black</b>	<b>699</b>	<b>799</b>







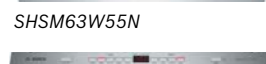



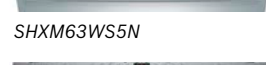


This price list supersedes all previous price lists. Prices listed herein do not include applicable state or local taxes.

Model Number	Description	MAP	MSRP
<b>All Bosch 300 Series Dishwashers Include the Following Features:</b>			
<div> <div> <b>Quietness</b> <ul style="list-style-type: none"> <li>• 44 dBA</li> <li>• InfoLight®</li> <li>• Time remaining Display</li> </ul> </div> <div> <b>Design</b> <ul style="list-style-type: none"> <li>• Electronic Controls</li> </ul> </div> <div> <b>Racks</b> <ul style="list-style-type: none"> <li>• 16 place setting capacity</li> <li>• Standard 3rd Rack</li> <li>• 3 Step RackMatic®</li> <li>• FlexSpace™ Tines</li> <li>• 1 Flip Tine Upper Rack</li> </ul> </div> <div> <b>Quality</b> <ul style="list-style-type: none"> <li>• Deeper Full Stainless Steel Tub</li> <li>• 24/7 AquaStop®</li> <li>• Easily Accessible 3-Stage Filtration System</li> </ul> </div> <div> <b>Efficiency</b> <ul style="list-style-type: none"> <li>• 269 kWh/yr</li> <li>• ENERGY STAR® Certified</li> </ul> </div> <div> <b>Performance</b> <ul style="list-style-type: none"> <li>• Five Wash Cycles: Auto Wash, Heavy, Normal Wash, Speed60, Rinse &amp; Hold</li> <li>• Four Options: Sanitize (NSF certified to remove up to 99.9% of bacteria), <b>Extra Dry, 24H Delay Start, Half Load</b></li> </ul> </div> </div>			

## 300 Series

## Racks

- Long Silverware Basket

<a href="#"><u>SHEM63W52N*</u></a>	Recessed Handle, White	799	899	
<a href="#"><u>SHEM63W55N*</u></a>	Recessed Handle, Stainless Steel	849	949	
<a href="#"><u>SHEM63W56N*</u></a>	Recessed Handle, Black	799	899	
<a href="#"><u>SHSM63W52N</u></a>	Scoop Handle, White	799	899	
<a href="#"><u>SHSM63W55N</u></a>	Scoop Handle, Stainless Steel	849	949	
SHSM63W56N	Scoop Handle, Black (unavailable for purchase in Q3)	799	899	
<a href="#"><u>SHXM63W55N</u></a>	Bar Handle, Stainless Steel	899	999	
SHXM63WS5N	Bar Handle, Stainless Steel, Touch Controls, Water Softener (unavailable for purchase in Q3)	1,149	1,299	
<a href="#"><u>SHVM63W53N</u></a>	Fully Integrated – Requires Custom Panel	899	999	

\* No InfoLight®

This price list supersedes all previous price lists. Prices listed herein do not include applicable state or local taxes.

Model Number	Description	MAP	MSRP
<b>All Bosch 500 Series Dishwashers Include the Following Features:</b>			
<div> <div> <b>Quietness</b> <ul style="list-style-type: none"> <li>• 44 dBA</li> <li>• InfoLight®</li> </ul> </div> <div> <b>Design</b> <ul style="list-style-type: none"> <li>• <b>Pocket Handle Design</b></li> <li>• Electronic Controls</li> <li>• <b>Time remaining Display</b></li> </ul> </div> <div> <b>Racks</b> <ul style="list-style-type: none"> <li>• 16 Place Setting Capacity</li> <li>• <b>Flexible 3rd Rack</b></li> <li>• 3 Step RackMatic®</li> <li>• FlexSpace™ Tines</li> <li>• <b>2 Flip Tines Upper Rack</b></li> </ul> </div> <div> <b>Quality</b> <ul style="list-style-type: none"> <li>• Full Stainless Steel Tub</li> <li>• 24/7 AquaStop®</li> <li>• Easily Accessible 3-Stage Filtration System</li> <li>• <b>EasyGlide™ Upper Rack</b></li> </ul> </div> <div> <b>Efficiency</b> <ul style="list-style-type: none"> <li>• 269 kWh/yr</li> <li>• ENERGY STAR® Certified</li> </ul> </div> <div> <b>Performance</b> <ul style="list-style-type: none"> <li>• Five Wash Cycles: Heavy, Auto Wash, Normal Wash, Speed60, Rinse &amp; Hold</li> <li>• Four Options: Sanitize (NSF certified to remove up to 99.9% of bacteria), 24H Delay Start, Half Load, <b>AutoAir™</b></li> </ul> </div> </div>			

**Featuring AutoAir™**—which opens the door to let fresh air circulate for 40% drier dishes.\*

\*Based on average drying performance of Bosch Dishwashers with AutoAir™ after seven hours as compared to Bosch Dishwashers with PureDry™.

## 500 Series

<b>Racks</b>	<b>Performance</b>
• Long Silverware Basket	• Additional Options: <b>Delicate</b>

<a href="#"><u>SHPM65Z52N</u></a>	Pocket Handle, White	999	1,099
<a href="#"><u>SHPM65Z55N</u></a>	Pocket Handle, Stainless Steel	999	1,099
<a href="#"><u>SHPM65Z56N</u></a>	Pocket Handle, Black	999	1,099
<a href="#"><u>SHXM65Z55N</u></a>	Bar Handle, Stainless Steel	1,049	1,199



SHPM65Z55N



SHXM65Z55N











This price list supersedes all previous price lists. Prices listed herein do not include applicable state or local taxes.

Model Number	Description	MAP	MSRP
<b>All Bosch 800 Series Dishwashers Include the Following Features:</b>			
<b>Quiet Operation:</b> <ul style="list-style-type: none"> <li>• <b>Multiple layers of sound-absorbing insulation</b></li> <li>• <b>EcoSilence™ dual brushless motor system</b></li> <li>• <b>Solid molded base* to absorb noise while minimizing vibration</b></li> </ul> <b>Design:</b> <ul style="list-style-type: none"> <li>• <b>Integrated control system</b></li> <li>• <b>Flush installation with full size tub</b></li> <li>• <b>Self-latching door</b></li> <li>• <b>Touch Controls</b></li> <li>• InfoLight® Except for Front Control Models</li> <li>• Time Remaining Display</li> </ul>			
<b>Racks:</b> <ul style="list-style-type: none"> <li>• 16 Place Setting Capacity</li> <li>• 3 Step RackMatic®</li> <li>• FlexSpace™ Tines</li> <li>• 2 Flip Tines Upper Rack</li> </ul> <b>Quality:</b> <ul style="list-style-type: none"> <li>• Full Stainless Steel Tub</li> <li>• 24/7 AquaStop® Leak Protection System</li> <li>• Easily Accessible 3-Stage Filtration System</li> <li>• EasyGlide™ Upper Rack</li> <li>• <b>Concealed water heating element</b></li> <li>• <b>Quick installation kit included</b></li> </ul>			
<b>Efficiency:</b> <ul style="list-style-type: none"> <li>• 269 KWh/yr</li> <li>• ENERGY STAR® Certified</li> </ul> <b>Performance:</b> <ul style="list-style-type: none"> <li>• Six Wash Cycles: Heavy, Auto Wash, <b>Eco</b>, Normal Wash, Speed60, Rinse &amp; Hold</li> <li>• Five Options: Sanitize (NSF certified to remove up to 99.9% of bacteria), <b>Delicate</b>, 24H Delay Start, Half Load, <b>CrystalDry™</b></li> </ul>			

**Featuring CrystalDry™**—a patented drying technology that transforms moisture into heat to get dishes, including plastics, 60% drier.\*

\*Based on aggregate average drying performance of Bosch Dishwashers with CrystalDry™ on combined household load including plastics, glass, steel, and porcelain as compared to Bosch Dishwashers with PureDry™. Drying performance may vary by dish type.

## 800 Series






<b>Quietness</b> <ul style="list-style-type: none"> <li>• <b>42 dBA</b></li> <li>• InfoLight®</li> </ul>		<b>Racks</b> <ul style="list-style-type: none"> <li>• Flexible 3rd Rack</li> <li>• <b>Long Silverware Basket</b></li> </ul>		 SHEM78Z55N	
SHEM78Z52N*	Recessed Handle, White (unavailable for purchase in Q3)	1,149	1,299	 SHPM78Z54N	
<u>SHEM78Z55N*</u>	Recessed Handle, Stainless Steel	1,149	1,299	 SHPM78Z55N	
SHEM78Z56N*	Recessed Handle, Black (unavailable for purchase in Q3)	1,149	1,299	 SHXM78Z54N	
SHPM78Z52N	Pocket Handle, White (unavailable for purchase in Q3)	1,149	1,299	 SHXM78Z55N	
<u>SHPM78Z54N</u>	Pocket Handle, Black Stainless Steel	1,199	1,349	 SHVM78Z53N	
<u>SHPM78Z55N</u>	Pocket Handle, Stainless Steel	1,149	1,299		
SHPM78Z56N	Pocket Handle, Black (unavailable for purchase in Q3)	1,149	1,299		
SHXM78Z52N	Bar Handle, White (unavailable for purchase in Q3)	1,199	1,349		
SHXM78Z54N	Bar Handle, Black Stainless Steel (unavailable for purchase in Q3)	1,249	1,399		
<u>SHXM78Z55N</u>	Bar Handle, Stainless Steel	1,199	1,349		
SHXM78Z56N	Bar Handle, Black (unavailable for purchase in Q3)	1,199	1,349		
<u>SHVM78Z53N</u>	Fully Integrated – Requires Custom Panel	1,199	1,349		

\* No InfoLight®



# DISHWASHERS

This price list supersedes all previous price lists. Prices listed herein do not include applicable state or local taxes.

Model Number	Description	MAP	MSRP	
<b>800 Series</b>				
<b>Quietness:</b> • <b>40 dBA</b> • InfoLight®	<b>Racks:</b> • <b>MyWay™ 3rd Rack</b> • <b>2 Flip Tines Lower Rack</b> • Long Silverware Basket	<b>Performance:</b> • Additional Options: <b>Eco</b>		 SHPM88Z75N
<a href="#"><u>SHPM88Z75N</u></a>	<b>Pocket Handle, Stainless Steel</b>	<b>1,399</b>	<b>1,549</b>	 SHXM88Z75N
<a href="#"><u>SHXM88Z75N</u></a>	<b>Bar Handle, Stainless Steel</b>	<b>1,399</b>	<b>1,549</b>	 SHVM88Z73N
SHVM88Z73N	Fully Integrated – Requires Custom Panel (unavailable for purchase in Q3)	<b>1,399</b>	<b>1,549</b>	
<b>Quietness</b> • <b>42 dBA</b>	<b>Racks</b> • Flexible 3rd Rack • Long Silverware Basket	<b>Performance</b> • <b>Home Connect™ allows you to remotely monitor and Control with Wi-Fi Connectivity</b> • Additional Options: <b>Remote Start</b>		 SHEM78ZH5N 
<b>SHEM78ZH5N*</b>	<b>Recessed Handle, Stainless Steel</b>	<b>1,499</b>	<b>1,649</b>	

\* No InfoLight®



## SPECIAL APPLICATION/ADA DISHWASHERS

*This price list supersedes all previous price lists. Prices listed herein do not include applicable state or local taxes.*

Model Number	Description	MAP	MSRP
--------------	-------------	-----	------

### All Bosch ADA Dishwashers Include the Following Features:

#### Design

- Time Remaining Display
- ADA Compliant Height (32" Tall)

#### Racks

- RackMatic®
- Flexible Silverware Basket

#### Quality

- Full Stainless Steel Tub
- 24/7 AquaStop® Plus
- Easily Accessible 3-Stage Filtration System
- Water Softener
- Made in Germany

#### Efficiency

- 259 kWh/yr
- ENERGY STAR® Certified

#### Performance

- Four Wash Cycles: Heavy, Auto, Normal, Rinse & Hold
- Three Options: Delicate, Sanitize, 24H Delay Start
- Extra Tall Item Sprinkler

### 300 Series EuroTub/ADA 18" and 24"

#### Quietness

- 46 dBA

#### Racks

- **9 (18" Width)/  
14 (24" Width)  
Place Setting Capacity**

#### Performance

- Additional Options:  
Extra Dry



SPE53U55UC

[SPE53U52UC](#)

**18" Recessed Handle, White**

**849**

**949**

[SPE53U55UC](#)

**18" Recessed Handle, Stainless Steel**

**849**

**949**

[SPE53U56UC](#)

**18" Recessed Handle, Black**

**849**

**949**



SGE53X55UC

[SGE53X52UC\\*](#)

**24" Recessed Handle, White**

**849**

**949**

[SGE53X55UC\\*](#)

**24" Recessed Handle, Stainless Steel**

**849**

**949**

[SGE53X56UC\\*](#)

**24" Recessed Handle, Black**

**849**

**949**

### 800 Series EuroTub/ADA 18" and 24"

#### Quietness

- **44 dBA**
- **InfoLight®**

#### Racks

- **10 (18" Width)/  
15 (24" Width)  
Place Setting Capacity**
- **Standard 3rd Rack**

#### Quality

- **Vase Holder and Small Item Clips**

#### Performance

- Additional Wash Cycles:  
**Delicate, Express**
- Additional Options:  
**ExtraShine®**



SPE68U55UC



SPX68U55UC



SPV68U53UC

[SPE68U55UC\\*](#)

**18" Recessed Handle, Stainless Steel**

**949**

**1,049**

[SPX68U55UC](#)

**18" Bar Handle, Stainless Steel**

**1,049**

**1,199**

[SPV68U53UC](#)

**18" Fully Integrated – Requires Custom Panel**

**1,049**

**1,199**



SGE68X55UC

[SGE68X55UC\\*](#)

**24" Recessed Handle, Stainless Steel**

**949**

**1,049**

[SGX68U55UC](#)

**24" Bar Handle, Stainless Steel**

**1,049**

**1,199**

[SGV68U53UC](#)

**24" Fully Integrated – Requires Custom Panel**

**1,049**

**1,199**



SGX68U55UC



SGV68U53UC



\* No InfoLight®

This price list supersedes all previous price lists. Prices listed herein do not include applicable state or local taxes.

Model Number	Description	MAP	MSRP
--------------	-------------	-----	------

### All Bosch Benchmark Series Dishwashers Include the Following Features:

#### Quiet Operation

- Multiple Layers of Sound-Absorbing Insulation
- EcoSilence™ Dual Brushless Motor System
- Solid Molded Base to Absorb Noise While Minimizing Vibration

#### Design:

- Integrated Control System
- Flush Installation With Full Size Tub

- Self Latching Door

- InfoLight® Or TimeLight® Except for Front Control Models

#### Racks

- 3 Step RackMatic®
- DoubleFlex™ Silverware Basket

#### Quality:

- 24/7 AquaStop® Leak Protection System
- Concealed Heating Element

#### Efficiency

- 269 kWh/yr
- ENERGY STAR® Certified

#### Performance

- Six Cycles: Heavy, Auto Wash, Normal Wash, Speed60, Glass, Rinse & Hold
- Four Options: Sanitize, Delicate, 24H Delay Start, Half Load
- Corrugated Shaped Filter
- Quick Installation Kit Included

**Featuring CrystalDry™**—a patented drying technology that transforms moisture into heat to get dishes, including plastics, 60% drier.\*

\*Based on aggregate average drying performance of Bosch Dishwashers with CrystalDry™ on combined household load including plastics, glass, steel, and porcelain as compared to Bosch Dishwashers with PureDry™. Drying performance may vary by dish type.

### Benchmark® Series

#### Quietness

- **42 dBA**
- **TimeLight®**

#### Design

- Touch Controls
- Time Remaining Display

#### Racks

- 16 Place Setting Capacity
- **MyWay™ 3rd Rack**
- FlexSpace™ Tines
- 2 Flip Tines Upper Rack
- **2 Flip Tines Lower Rack**

#### Quality

- Deeper Full Stainless Steel Tub

- EasyGlide™ Upper Rack

#### Performance

- Additional Options: CrystalDry™, ExtraScrub
- NSF certified to remove up to 99.9% of bacteria



SHP87PZ55N



SHX87PZ55N

**SHP87PZ55N**

**Pocket Handle, Stainless Steel**  
(unavailable for purchase in Q3)

**1,349 1,499**

**SHX87PZ55N**

**Bar Handle, Stainless Steel**  
(unavailable for purchase in Q3)

**1,349 1,499**

#### Quietness

- **40 dBA**
- TimeLight®

#### Design

- Touch Controls
- Time Remaining Display

#### Racks

- 16 Place Setting Capacity
- MyWay™ 3rd Rack
- **FlexSpace™ Plus Tines**
- **4 Flip Tines** Upper Rack
- 2 Flip Tines Lower Rack

#### Quality

- Deeper Full Stainless Steel Tub

- **EasyGlide™ Upper and Lower Rack**

- **Water Softener**

#### Performance

- Additional Options: CrystalDry™, ExtraScrub
- NSF certified to remove up to 99.9% of bacteria



SHP88PZ55N



SHX88PZ55N



SHV88PZ53N

**SHP88PZ55N**

**Pocket Handle, Stainless Steel**

**1,599 1,799**

**SHX88PZ55N**

**Bar Handle, Stainless Steel**  
(unavailable for purchase in Q3)

**1,599 1,799**

**SHV88PZ53N**

**Fully Integrated – Requires Custom Panel**  
(unavailable for purchase in Q3)

**1,599 1,799**





## ACCESSORIES

This price list supersedes all previous price lists. Prices listed herein do not include applicable state or local taxes.











Model  
Number

Description

MAP

MSRP

### Accessories for Dishwashers

					100 Series	300 Series	500 Series	800 Series	Benchmark	SPV68U55UC
	<a href="#"><u>SGZ1010UC</u></a>	Dishwasher Drain Hose Extension 76 3/4"	18	19	•	•	•	•	•	
	<a href="#"><u>SGZ9091UC</u></a>	Dishwasher Softener Salt (4.4 lbs) – Models With Water Softener Only	16	19					• <sup>1</sup>	
	<a href="#"><u>SGZ1052UC</u></a>	Dishwasher Accessory Kit With Extra Tall Item Sprinkler, Vase/Bottle Holder, 3 Plastic Item Clips and Small Item Basket	19	29	•					
	<a href="#"><u>SGZPC001UC</u></a>	Dishwasher 3-Prong Power Cord 61"	19	29	• <sup>2</sup>					
	<a href="#"><u>SMZ1007UC</u></a>	Bosch Dishwasher Bar Handle, Stainless Steel	59	69		• <sup>3</sup>	• <sup>2</sup>	• <sup>2</sup>	• <sup>2</sup>	
	<a href="#"><u>SMZ4026</u></a>	MyWay™ Rack Silverware Insert Accessory	20	29				• <sup>4</sup>	•	
	<a href="#"><u>SMZ4000UC</u></a>	Long Flexible Silverware Basket	25	29	•	•	•	•	•	
	<a href="#"><u>SMZ5000</u></a>	Dishwasher Accessory Kit With Extra Tall Item Sprinkler, Vase/Bottle Holder, 3 Plastic Item Clips and Small Item Basket	19	29		•	•	•	• <sup>5</sup>	
	<a href="#"><u>SMZ5002UC</u></a>	Anti-Tarnish Silverware Cassette With Clips	25	29	•	•	•	•	• <sup>6</sup>	
	<a href="#"><u>SMZ5003</u></a>	18" Dishwasher Accessory Hinge for 4" Toekick Height Installation	150	169						•
	<a href="#"><u>SMZ5400</u></a>	MyWay™ Rack Large Silverware Insert Accessory	30	39				• <sup>7</sup>	•	

1 Excludes SH\_87PW55N models

2 Applies to 100 Series dishwashers produced prior to 2020

3 Excludes SH\_87PW55N models

4 SH\_M98W7\_N models only

5 Excludes SH\_87PW55N models

6 Excludes SH\_89PW7\_N models

7 SH\_M98W7\_N models only









This price list supersedes all previous price lists. Prices listed herein do not include applicable state or local taxes.

Model  
Number

Description

MAP MSRP

## Accessories for Dishwashers

					100 Series	300 Series	500 Series	800 Series	Benchmark	SPV68U55UC
	<a href="#"><u>SMZCD200UC</u></a>	Flexible 3rd Rack	49	59	.8	.	.	.	.	.
	<a href="#"><u>SMZEP001UC</u></a>	Edge Protector For Dishwasher Installations Through Metal Cabinetry, for Water/drain/electrical Lines	5	9	.	.	.	.	.	.
	<a href="#"><u>SMZPC002UC</u></a>	Dishwasher 3-Prong Power Cord Kit (Rear Connection)	19	29	.	.	.	.	.	.
	<a href="#"><u>SMZPCJB1UC</u></a>	Junction Box Kit (alternate to the 3-Prong Power Cord Kit)	20	29	.	.	.	.	.	.
	<a href="#"><u>SMZPCSH2UC</u></a>	Bosch Dishwasher Water Supply Hose & Accessory Power Cord (Rear Connection)	40	49	.	.	.	.	.	.
	<a href="#"><u>SMZSH002UC</u></a>	Bosch Dishwasher Water Supply Hose	20	29	.	.	.	.	.	.

8 Alternative for Models with Existing 3rd Racks Only (SHX84AYD5N, SHXM4AY5\_N)





This price list supersedes all previous price lists. Prices listed herein do not include applicable state or local taxes.

Model Number	Description	MAP	MSRP
<b>All Bosch Washers Include the Following Features:</b>			
<ul style="list-style-type: none"> <li>EcoSilence™ BLDC Motor for Quieter Operation</li> <li>ActiveClean® System</li> <li>Wave Profiled Stainless Steel Drum</li> <li>Anti-Vibration Circular Side Walls</li> <li>Spin Speed Up to 1400 rpm</li> <li>ENERGY STAR® Certified</li> <li>Improved Energy Efficiency and Performance</li> <li>Energy Consumption 84 kWh/year</li> <li>Exceeds the March 2015 ENERGY STAR® Water Consumption Standards</li> <li>Child Lock</li> <li>Signal</li> <li>Internal Water Heater</li> <li><b>Installation:</b> Stackable, Side-by-Side, Under Counter Or Pedestal Option</li> <li>208–240 V</li> <li>Plug type 240V; NEMA 6-15 (3 prong)</li> </ul>			

## 300 Series

## 24" Compact Washer

## Design:

- White Cabinet With White Dial and White Door Ring
- Touch Control Display
- Large 2.2 cu.ft. Capacity, Wash Up to 15.4 lbs Or 16 Bath Towels
- Clear Glass Window
- Matching Dryer WTG86400UC, (in November) WTG86403UC

## Silence Level:

- Washing/Spinning 54/73 dBA

## 15 Individually-Tailored Washing Programs

- Cotton Normal, Cotton Light Soil, Permanent Press, Permanent Press Heavy Soil, Permanent Press Light Soil, Jeans, Quick Wash 30 Mins., Heavy Duty, Delicates, Hand Wash/Wool, Allergen, Towels, Drum Clean, Drain, Rinse/Spin

## 6 Options

- SpeedPerfect™, Temperature, Finish In, Extra Rinse, Prewash, Spin Speed, Start/Pause
- Plugs Into Wall Receptacle or Dryers WTG86400UC, WTG86401UC Or WTG865H3UC, See new dryers launching November 2020 (pages 5-4–5-6)



WAT28400UC

[WAT28400UC](#)

**24" White Cabinet With White Dial and White Door Ring**

**1,099 1,249**



This price list supersedes all previous price lists. Prices listed herein do not include applicable state or local taxes.

Model Number	Description	MAP	MSRP
--------------	-------------	-----	------

## 500 Series

## 24" Compact Washer

## Design:

- White Cabinet With Silver/White Dial and Silver Door Ring
- Touch Control Display
- Large 2.2 cu.ft. Capacity, Wash Up to 17.6 lbs Or 18 Bath Towels
- Clear Glass Window With Bosch Magneto
- Matching Dryer WTG86401UC

## Quality:

- AquaShield® Hose Leak Protection System

## Silence Level:

- Washing/Spinning 52/72 dBA

## 15 Individually-Tailored Washing Programs

- Cotton Normal, Cotton Light Soil, Permanent Press, Permanent Press Heavy Soil, Permanent Press Light Soil, Sanitize, Jeans, Quick Wash 30

Mins., Delicates, Hand Wash/Wool, Towels, Bulky/Large Items, Drum Clean, Drain, Rinse/Spin

## 6 Options

- SpeedPerfect™, Temperature, Finish In, Extra Rinse, Prewash, Spin Speed, Start/Pause
- Plugs Into Dryers, WTG86400UC, WTG86401UC Or WTG865H3UC



WAT28401UC

**WAT28401UC**

**24" White Cabinet With Silver/White Dial and Silver Door Ring**

**1,249 1,399**

Discontinued Q4

## 24" Compact Washer

## Home Connect™ Features

- App Allows You To Operate Washer From Anywhere In The Home
- Easy Start Option For Your Wash Cycle
- Energy Management Information

## Design:

- White Cabinet With Silver/White Dial and Silver Door Ring
- Touch Control Display
- Large 2.2 cu.ft. Capacity, Wash Up to 17.6 lbs Or 18 Bath Towels

- Clear Glass Window with Bosch Magneto
- Matching Dryer WTW87NH1UC

## Quality:

- ENERGY STAR® Most Efficient Certified
- AquaShield® Hose Leak Protection System

- **Silence Level:** Washing/Spinning 52/72 dBA

## 14 Individually-Tailored Washing Programs

- Cotton, Mix, Permanent Press, Whitest Whites, Sanitize, Outdoor/Sport,

Jeans, Quick 30, Rinse, Delicates, Hand Wash/Wool, Bulky/Large Items, Drum Clean, Spin/Drain

## 10 Options

- SpeedPerfect™, Temperature, Finish In, Extra Rinse, EcoPerfect™, Prewash, Spin Speed, Rinse Plus, Remote Start, Start/Pause
- Plugs into Wall Receptacle or Dyer Adapter: WTG86403UC, WTW87NH1UC, WTG865H4UC



WAW285H1UC






**NEW WAW285H1UC 24" White Cabinet With Silver/White Dial and Silver Door Ring**

**1,349 1,499**

Available November



This price list supersedes all previous price lists. Prices listed herein do not include applicable state or local taxes.

Model Number	Description	MAP	MSRP
<b>800 Series</b>			
<b>24" Compact Washer</b>			
<div> <div> <b>Home Connect™ Features</b> <ul style="list-style-type: none"> <li>• App Allows You to Operate Washer from Anywhere in the Home</li> <li>• Easy Start Option for Your Wash Cycle</li> <li>• Energy Management Information</li> </ul> </div> <div> <b>Design:</b> <ul style="list-style-type: none"> <li>• White Cabinet With Chrome Illuminated Selection Dial and Chrome Door Ring</li> <li>• Premium Large Touch Control Display</li> <li>• Large 2.2 cu.ft. Capacity, Wash Up to 17.6 lbs Or 18 Bath Towels</li> <li>• Interior LED Drum Light</li> </ul> </div> </div>			
<div> <ul style="list-style-type: none"> <li>• Clear Glass Window With Bosch Magneto</li> <li>• Matching Dryer WTG865H3UC, (in November) WTG865H4UC</li> </ul> </div>			
<div> <b>Quality:</b> <ul style="list-style-type: none"> <li>• AquaStop® Plus Leak Protection System</li> </ul> </div>			
<div> <b>Silence Level:</b> <ul style="list-style-type: none"> <li>• Washing/Spinning 50/71 dBA</li> </ul> </div>			
<div> <b>14 Individually-Tailored Washing Programs</b> <ul style="list-style-type: none"> <li>• Super Quick 15 Min., Whitest Whites, Cotton, Permanent Press, Permanent Press Heavy Soil, Sanitize, Quick Wash 30 Min., Delicates, Hand</li> </ul> </div>			
<div> Wash/Wool, Towels, Bulky/Large Items, Drum Clean, Spin/Drain, Rinse </div>			
<div> <b>10 Additional Options</b> <ul style="list-style-type: none"> <li>• EcoPerfect™, Prewash, Rinse Plus, Remote Start, Start/Pause, Finish in, Spin Speed, Temperature, SpeedPerfect™, Stains (Stains Program Treats Oil, Food Based, Red Wine and Grass Based Stains)</li> <li>• Plugs Into Wall Receptacle or Dryers, WTG86400UC, WTG86401UC Or WTG865H3UC See new dryers launching November 2020 (pages 5-4-5-6)</li> </ul> </div>			
<div>  <p>WAW285H2UC</p>   </div>			
<b><u>WAW285H2UC</u></b>	<b>24" White Cabinet With Chrome Illuminated Selection Dial and Chrome Door Ring</b>	<b>1,549</b>	<b>1,749</b>



## DRYERS

This price list supersedes all previous price lists. Prices listed herein do not include applicable state or local taxes.

Model Number	Description	MAP	MSRP
<b>All Bosch Dryers Include the Following Features:</b> <ul style="list-style-type: none"> <li>• Large 4.0 cu.ft. Capacity</li> <li>• Anti-Vibration Circular Side Walls</li> <li>• Sensitive Drying System</li> <li>• Start/Pause</li> <li>• Child Lock</li> <li>• Extra-Fine Lint Filter</li> <li>• ActiveDry® System</li> </ul>			
<b>Installation:</b> <ul style="list-style-type: none"> <li>• Stackable, Side-by-Side, Under Counter Or Pedestal Option</li> <li>• No Ducting Required</li> <li>• Drain Pump and Hose Included</li> <li>• Power Cord Included</li> </ul>			

### 300 Series

#### 24" Compact Condensation Dryer

##### Design:

- White Cabinet With White Dial and White Door Ring Touch Control Display
- Galvalume Drum
- Dry Up to 15.4 lbs Or 16 Bath Towels
- Clear Glass Window
- Matching Washer WAT28400UC

##### Quality:

- Energy Consumption 315 kWh/year

##### Silence Level:

- 67 dBA

##### 15 Individually-Tailored Drying Programs

- Cotton Extra Dry, Cotton Dry (Regular), Permanent Press Extra Dry, Permanent Press Dry, Permanent Press Damp, Jeans, Quick Dry Auto, Air Fluff/No Heat, Time

Dry Variable, Quick 40, Delicates, Heavy Duty, Sanitize, Hand Wash/Wool, Towels

##### 6 Options

- Dry Level, Time Dry, Finish In, Wrinkle Block, Low Heat, Signal
- Washers WAT28400UC, WAT28401UC, WAW285H2UC, Can Be Plugged Into Dryer



WTG86400UC

**WTG86400UC**

**24" Ventless Condensation Drying System  
White With White Dial and White Door Ring**

**1,099 1,249**

Discontinued Q4

#### 24" Compact Condensation Dryer

##### Design:

- White Cabinet With White Dial and White Door Ring Touch Control Display
- Galvalume Drum
- Dry Up to 15.4 lbs Or 16 Bath Towels
- Clear Glass Window
- Matching Washer WAT28400UC

##### Quality:

- ENERGY STAR® Certified
- Energy Consumption 315 kWh/year

##### Silence Level:

- 67 dBA

##### 15 Individually-Tailored Drying Programs

- Cotton Extra Dry, Cotton Dry (Regular), Permanent Press Extra Dry, Permanent Press Dry, Permanent Press Damp, Jeans, Quick Dry Auto, Air Fluff/No Heat, Time Dry Variable, Quick 40, Delicates, Heavy Duty,

Sanitize, Hand Wash/Wool, Towels

##### 6 Options

- Dry Level, Time Dry, Finish In, Wrinkle Block, Low Heat, Signal

##### New Dryer Plug In November 2020

- Plug type: 240V; NEMA 6-15 (3- prong)
- Dryer Is Supplied With A Power Adaptor To Fit Into A Standard 4-prong 30A Dryer Receptacle (NEMA 6-30R) And Powers Both Bosch Washer And Dryer



WTG86403UC



**NEW WTG86403UC**

**24" Ventless Condensation Drying System  
White With White Dial and White Door Ring**

**1,099 1,249**

Available November



This price list supersedes all previous price lists. Prices listed herein do not include applicable state or local taxes.

Model Number	Description	MAP	MSRP
--------------	-------------	-----	------

500 Series

**24" Compact Condensation Dryer**

**Design:**

- White Cabinet With Silver/White Dial and Silver Door Ring
- Touch Control Display
- Reversible Door (No Additional Parts Required)
- Stainless Steel Structured Drum
- Dry Up to 17.6 lbs Or 18 Bath Towels
- Clear Glass Window With Bosch Magneto
- Matching Washer

WAT28401UC

**Quality:**

- ENERGY STAR® Certified
- Energy Consumption 311 kWh/year

**Silence Level:**

- 65 dBA

**15 Individually-Tailored**

**Drying Programs**

- Cotton Extra Dry, Cotton Dry (Regular), Permanent Press Extra Dry, Permanent Press Dry, Permanent Press

Damp, Jeans, Quick Dry Auto, Air Fluff/No Heat, Time Dry Variable, Quick 40, Delicates, Sanitize, Hand Wash/Wool, Towels, Bulky/Large Items

**6 Options**

- Dry Level, Time Dry, Finish In, Wrinkle Block, Low Heat, Signal
- Washers WAT28400UC, WAT28401UC, WAW285H2UC, Can Be Plugged Into Dryer



WTG86401UC



**WTG86401UC**

**24" Ventless Condensation Drying System With Silver/White Dial and Silver Door Ring**

**1,249 1,399**

Discontinued Q4

**24" Compact Heat Pump Dryer with Self-Cleaning Condenser**

**Home Connect™ Features...**

- App Allows You to Operate Dryer from Anywhere in the Home
- Easy Start Option for Your Dry Cycle
- Energy Management Information

- Matching Washer WAW285H1UC

**Quality:**

- ENERGY STAR® Most Efficient
- Energy Consumption 127 kWh/year
- Self Cleaning Condenser
- Dual-layer Lint Filtration System

**Silence Level:**

- 65 dBA

**14 Individually-Tailored**

**Drying Programs**

- Cotton, Permanent Press, Mix, Jeans, Quick Dry Auto, Air Fluff, Time Dry, Quick 40, Delicates, Sanitize, Hand Wash/Wool, Anti Shrink, Outdoor/Sport, Bulky/Large Items

**9 Options**

- Dryness Level, Time Dry, Finish in, Wrinkle Block, Low Heat, Remote Start, Start/Pause, Level Adjust, End Signal
- Washers WAT28400UC, WAW285H1UC, WAW285H2UC, Can Be Plugged Into Dryer Adapter

**New Dryer Plug In November 2020**

- Plug type: 240V; NEMA 6-15 (3-prong)
- Dryer Is Supplied With A Power Adaptor To Fit Into A Standard 4-prong 30A Dryer Receptacle (NEMA 6-30R) And Powers Both Bosch Washer And Dryer



WTW87NH1UC



**NEW WTW87NH1UC**

**24" Ventless Heat Pump Dryer with Self-Cleaning Condenser With Silver/White Dial and Silver Door Ring**

**1,399 1,549**

Available November



This price list supersedes all previous price lists. Prices listed herein do not include applicable state or local taxes.

Model Number	Description	MAP	MSRP
--------------	-------------	-----	------

## 800 Series

### 24" Compact Condensation Dryer

#### Home Connect™ Features...

- App Allows You to Operate Dryer from Anywhere in the Home
- Easy Start Option for Your Dry Cycle
- Energy Management Information
- ENERGY STAR® Certified

#### Design:

- White Cabinet With Chrome Illuminated Selection Dial and Chrome Door Ring
- Premium Large Touch Control Display

- Reversible Door (No Additional Parts Required)
- Stainless Steel Structured Drum
- Dry Up to 17.6 lbs Or 18 Bath Towels
- Interior LED Drum Light
- Clear Glass Window With Bosch Magneto
- Matching Washer WAW285H2UC

#### Quality:

- ENERGY STAR® Certified
- Energy Consumption 311 kWh/year

#### Silence Level:

- 63 dBA

#### 14 Individually-Tailored Drying Programs

- SuperQuick 15, Permanent Press, Jeans, Delicates, Cotton, Towels, Time Dry, Quick 40, Anti Shrink, Sanitize, Quick Dry Auto, Hand Wash/Wool, Bulky Large Items, Air Fluff;

#### 9 Options

- Low Heat, Time Dry, Remote Start, Start/Pause, Finish in, Level Adjust, Dryness Level, End Signal, Wrinkle Block
- Washers WAT28400UC, WAT28401UC, WAW285H2UC, Can Be Plugged Into Dryer



WTG865H3UC



**WTG865H3UC**

**24" Ventless Condensation Drying System  
Chrome Illuminated Selection Dial and Chrome Door Ring**

**1,549 1,749**

Discontinued Q4

### 24" Compact Condensation Dryer

#### Home Connect™ Features

- App Allows You to Operate Dryer from Anywhere in the Home
- Easy Start Option for Your Dry Cycle
- Energy Management Information

#### Design:

- White Cabinet With Chrome Illuminated Selection Dial and Chrome Door Ring
- Premium Large Touch Control Display
- Interior LED Drum Light
- Reversible Door (No Additional Parts Required)
- Stainless Steel Structured Drum

- Dry Up to 17.6 lbs Or 18 Bath Towels
- Clear Glass Window With Bosch Magneto
- Matching Washer WAW285H2UC

#### Quality:

- ENERGY STAR® Certified
- Energy Consumption 315 kWh/year

#### Silence Level:

- 63 dBA

#### 14 Individually-Tailored Drying Programs

- SuperQuick 15, Permanent Press, Jeans, Delicates, Cotton, Towels, Time Dry, Quick 40, Anti Shrink, Sanitize, Quick Dry Auto, Hand Wash/Wool, Bulky Large Items, Air Fluff

#### 9 Options

- Low Heat, Time Dry, Remote Start, Start/Pause, Finish in, Level Adjust, Dryness Level, End Signal, Wrinkle Block
- New Washers WAT28400UC, WAW285H1UC, WAW285H2UC, Can Be Plugged Into Dryer Adaptor

#### New Dryer Plug In November 2020

- Plug type: 240V; NEMA 6-15 (3- prong)
- Dryer Is Supplied With A Power Adaptor To Fit Into A Standard 4-prong 30A Dryer Receptacle (NEMA 6-30R) And Powers Both Bosch Washer And Dryer



WTG865H4UC



**NEW WTG865H4UC**

**24" Ventless Condensation Drying System  
Chrome Illuminated Selection Dial and Chrome Door Ring**

**1,549 1,749**

Available November





This price list supersedes all previous price lists. Prices listed herein do not include applicable state or local taxes.

Model  
Number

Description

### Accessories for Laundry

	Model Number	Description	MAP	MSRP	Washers				Dryers					
					WAT28400UC	WAT28401UC	WAW285H1UC	WAW285H2UC	WTG86400UC	WTG86401UC	WTG86403UC	WTG865H3UC	WTG865H4UC	WTW87NH1UC
	<a href="#"><u>WMZ20600</u></a>	Drying Rack for Wool Items, Shoes, Etc. for Bosch 24" Dryers	79	89					•	•	•	•	•	•
	<b>NEW</b> WMZPW20W Available Q4	Pedestal With Drawer for 24" Washer	299	329	•	•	•	•						
	<b>NEW</b> WTZPW20D Available Q4	Pedestal With Drawer for 24" Dryer	299	329					•	•	•	•	•	•
	<a href="#"><u>WTZ11400UC</u></a>	Stacking Kit With Pull Out Tray	149	169	•	•	•	•	•	•	•	•	•	•
	<a href="#"><u>WTZ20410UC</u></a>	Stacking Kit Without Pull Out Tray	49	59	•	•	•	•	•	•	•	•	•	•
	<b>NEW</b> WTZPA20UC Available Q4	Dryer Power Adapter <sup>1</sup> 240V; NEMA 14-30R to 6-15R	69	79							•		•	•

<sup>1</sup> Adaptor only works with new dryers launching November 2020





This price list supersedes all previous price lists. Prices listed herein do not include applicable state or local taxes.

Model Number	Description	MAP	MSRP
--------------	-------------	-----	------

## Built-in Coffee Machine

### 24" Built-in Coffee Machine

- Home Connect™ App Allows You to Prepare Coffee from Anywhere in the Home
- Within Minutes Prepare Espressos, Cappuccinos, Lattes, Macchiato and More
- MyFavorites Stores Up to 8 of Your Favorite Coffee Preferences
- Large TFT Color Touch Screen Interface
- Automatic System for Cleaning, Milk Steam Rinsing and Descaling
- AromaPro Provides Constant Pressure for an Enhanced Coffee Experience
- Grinding Settings for Dark Or Light Coffee
- CoffeeSensor Measures the Ground Coffee After Each Grinding Cycle
- OneTouch DoubleCup Dispenses Two Beverages At the Same Time
- Integrated Built-in Sensors Will Alert You When Coffee, Water Level Is Low
- AromaDouble Shot Prepares Extra-Strong Coffee With Less Bitterness
- Individual Cup Volume Allows You to Adjust Your Coffee Cup Size
- 1 lb. Bean Container
- 10-Cup Water Reservoir
- Stainless Steel 17 oz. Milk Container
- Built-In Drip Tray
- Soft-Closing Door
- 120 V



BCM8450UC



**BCM8450UC**

**Bosch Built-In Coffee Machine**

**3,299 3,649**

### Accessories for Coffee Machine

	<b><u>HEZCMT3050</u></b>	<b>30" SS Trim Kit</b>	<b>399</b>	<b>439</b>	BCM8450UC
					•

**For coffee accessories, please see the Cleaners & Accessories Price List in the Sales SharePoint.**

## FREESTANDING RANGES

*This price list supersedes all previous price lists. Prices listed herein do not include applicable state or local taxes.*

Model Number	Description	MAP	MSRP
--------------	-------------	-----	------

### All Bosch Industrial-Style Ranges Include the Following Features:

- Powerful 18,000 BTU dual flame burner
- Dishwasher safe grates
- Continuous grate design
- Heavy metal knobs
- One halogen light
- Catalytic clean cavity
- Kitchen timer
- LP conversion kit

## 800 Series

### 30" Industrial-Style Gas Range

- 5-burners
- Oven capacity at 3.7 cu. ft.
- 3 cooking modes
- 2 standard racks
- 17,000 BTU Bake burner
- 11,500 BU Broil burner
- Electrical supply: 15 A, 120 V

LR: 10,000 BTU (NG)		RR: 5,000 BTU (NG)
LF: 5,000 BTU (NG)	C: 18,000 BTU (NG)	RF: 10,000 BTU (NG)

<b>NEW</b> HGS8055UC	<b>Stainless Steel</b>	<b>3,399</b>	<b>3,749</b>
<b>NEW</b> HGS8045UC	<b>Black Stainless Steel</b>	<b>3,599</b>	<b>3,999</b>



HGS8055UC



HGS8045UC

### 36" Industrial-Style Gas Range

- 6-burners adding more flexibility to your cooking
- Oven capacity at 3.5 cu. ft.
- 3 cooking modes
- 1 Telescopic rail with rack
- 1 Standard rack
- 17,000 BTU Bake burner
- 14,000 BU Broil burner
- Electrical supply: 15 A, 120 V

LR: 5,000 BTU (NG)	CR: 10,000 BTU (NG)	RR: 10,000 BTU (NG)
LF: 18,000 BTU (NG)	CF: 10,000 BTU (NG)	RF: 10,000 BTU (NG)

<b>NEW</b> HGS8655UC	<b>Stainless Steel</b>	<b>4,199</b>	<b>4,649</b>
<b>NEW</b> HGS8645UC	<b>Black Stainless Steel</b>	<b>4,599</b>	<b>5,099</b>



HGS8655UC



HGS8645UC

## FREESTANDING RANGES

*This price list supersedes all previous price lists. Prices listed herein do not include applicable state or local taxes.*

Model Number	Description	MAP	MSRP
--------------	-------------	-----	------

### 800 Series

#### 30" Industrial-Style Dual Fuel Range

- 5-burners
- Genuine European Convection
- Oven capacity at 3.9 cu. ft.
- 8 Cooking modes
- Sabbath mode
- 2 standard racks
- Temperature probe
- 1,700 W Bake element
- 2,900 W Broil element
- 2,700 W Convection element
- Electrical supply: 20 A, 240 V/208 V



HDS8055U



HDS8045U

LR: 10,000 BTU (NG)		RR: 5,000 BTU (NG)
LF: 5,000 BTU (NG)	CR: 18,000 BTU (NG)	RF: 10,000 BTU (NG)

<b>NEW</b> HDS8055U	<b>Stainless Steel</b>	<b>3,799</b>	<b>4,199</b>
<b>NEW</b> HDS8045U	<b>Black Stainless Steel</b>	<b>4,099</b>	<b>4,549</b>

#### 36" Industrial-Style Dual Fuel Range

- 6-burners adding more flexibility to your cooking
- Genuine European Convection
- Oven capacity at 3.7 cu. ft.
- 8 Cooking modes
- Sabbath mode
- 1 Telescopic rail with rack
- 1 Standard rack
- Temperature probe
- 1,700 W Bake element
- 2,900 W Broil element
- 2,500 W Convection element
- Electrical supply: 20 A, 240 V/208 V



HDS8655U



HDS8645U

LR: 5,000 BTU (NG)	CR: 10,000 BTU (NG)	RR: 10,000 BTU (NG)
LF: 18,000 BTU (NG)	CF: 10,000 BTU (NG)	RF: 10,000 BTU (NG)

<b>NEW</b> HDS8655U	<b>Stainless Steel</b>	<b>4,699</b>	<b>5,199</b>
<b>NEW</b> HDS8645U	<b>Black Stainless Steel</b>	<b>4,999</b>	<b>5,499</b>

Available Q3

## SLIDE-IN RANGES

*This price list supersedes all previous price lists. Prices listed herein do not include applicable state or local taxes.*

Model Number	Description	MAP	MSRP
--------------	-------------	-----	------

### All Bosch Slide-In Ranges Include the Following Features:

- The Bosch Slide-in Range Fits in Any Freestanding Range Cutout
- 400 W Warming Drawer
- Touch Control for Easier Operation of the Oven
- Temperature Conversion for Convection Cooking
- 2–4 hr Time-Adjustable Self Clean
- Extra Large Door Window
- Star-K Certified 100°–450°F
- Rear Vent Trim Included

### 800 Series

#### 30" Electric Slide-in Range

- 2,000 W Convection Ring Element
- Genuine European Convection
- Heavy-Duty Metal Knobs
- 11 Specialized Cooking Modes
- Fast Preheat™
- Kitchen Timer
- Large Oven Capacity At 4.6 cu.ft.
- Recessed 8-Pass 3,800 W Broil Element
- Powerful 2,400 W 4-Pass Bake Element
- Electrical Supply: 40 A

LR: 6" @  
1,200 W

LF: 9"/6" @  
3,000 W/1,400 W

C: 6" @  
100 W Warming Element

RR: 6" @  
1,200 W

RF: 9.5" @  
3,200 W

[HEI8056U](#)

**Stainless Steel**

**2,199 2,449**

[HEI8046U](#)

**Black Stainless Steel**

**2,299 2,549**



HEI8056U



HEI8046U

#### 30" Gas Slide-in Range

- Powerful 18,000 BTU Center Burner
- Heavy-Duty Metal Knobs
- Low-Profile Continuous Grate Design
- Stainless Steel Maintop
- 9 Specialized Cooking Modes
- Standard Convection
- 5 Burners Add Flexibility to Your Cooking
- Kitchen Timer
- Large Oven Capacity At 4.8 cu.ft.
- 18,000 BTU Bake Burner
- 12,500 BTU Broil Burner
- LP Conversion Kit Included
- Electrical Supply: 15 A

LR: 5,000 BTU (NG)

LF: 10,000 BTU (NG)

C: 18,000 BTU (NG)

RR: 5,000 BTU (NG)

RF: 15,000 BTU (NG)

[HGI8056UC](#)

**Stainless Steel**

**2,299 2,549**

[HGI8046UC](#)

**Black Stainless Steel**

**2,399 2,649**



HGI8056UC



HGI8046UC

## SLIDE-IN RANGES

*This price list supersedes all previous price lists. Prices listed herein do not include applicable state or local taxes.*

Model Number	Description	MAP	MSRP
--------------	-------------	-----	------

### 800 Series

#### 30" Dual Fuel Slide-in Range

- Powerful 18,000 BTU Center Burner
- Heavy-Duty Metal Knobs
- Low-Profile Continuous Grate Design
- Stainless Steel Maintop
- 11 Specialized Cooking Modes
- 2,000 W Convection Ring Element
- Genuine European Convection
- Temperature Probe
- Fast Preheat™
- 5 Burners Add Flexibility to Your Cooking
- Two Oven Lights
- Kitchen Timer
- Large Oven Capacity At 4.6 cu.ft.
- Recessed 8-Pass 3,800 W Broil Element
- Powerful 2,400 W 4-Pass Bake Element
- LP Conversion Kit Included
- Electrical Supply: 30 A



HDI8056U

LR: 5,000 BTU (NG)		RR: 5,000 BTU (NG)
LF: 10,000 BTU (NG)	C: 18,000 BTU (NG)	RF: 15,000 BTU (NG)

**HDI8056U**

**Stainless Steel**

**2,699 2,999**

#### 30" Induction Slide-in Range

- 17 Heat Levels
- A 11" Heating Element Offers 3,700 W of Power
- Easier to Clean and More Efficient
- SpeedBoost®
- Each Element Has an Independent Countdown Timer
- ChildLock
- SafeStart
- 11 Specialized Cooking Modes
- 2,000 W Convection Ring Element
- Genuine European Convection
- Temperature Probe
- Fast Preheat™
- One Oven Light
- Large Oven Capacity At 4.6 cu.ft.
- Recessed 8-Pass 3,800 W Broil Element
- Powerful 2,400 W 4-Pass Bake Element
- Electrical Supply: 40 A



HII8056U



HII8046U

LR: 9" @ 2,200 W/3,700 W (SpeedBoost®)	RR: 11" @ 2,600 W/3,700 W (SpeedBoost®)
LF: 6" @ 1,400 W/2,200 W (SpeedBoost®)	RF: 6" @ 1,400 W/2,200 W (SpeedBoost®)

**HII8056U**

**Stainless Steel**

**3,399 3,749**

**HII8046U**

**Black Stainless Steel**

**3,499 3,849**

## SLIDE-IN RANGES

*This price list supersedes all previous price lists. Prices listed herein do not include applicable state or local taxes.*

Model Number	Description	MAP	MSRP
--------------	-------------	-----	------

### All Bosch Benchmark Slide-In Ranges Include the Following Features:

- The Bosch Slide-in Range Fits in Any Freestanding Range Cutout
- QuietClose® Door
- A Full-Extension Telescopic Rack
- 400 W Warming Drawer
- Touch Control for Easier Operation of the Oven
- Temperature Conversion for Convection Cooking
- 2–4 hr Time-Adjustable Self Clean
- Temperature Probe
- Two Oven Lights
- Kitchen Timer
- Extra Large Door Window
- Star-K Certified 100°–450° F
- Rear Vent Trim Included

### Benchmark Series

#### 30" Electric Slide-in Range

- Cook With 6", 9" Or 12" Elements
- Heavy-Duty Metal Knobs
- 11 Specialized Cooking Modes
- 2,000 W Convection Ring
- Element
- Genuine European Convection
- Fast Preheat™
- Large Oven Capacity At 4.6 cu.ft.
- Recessed 8-Pass 3,800 W Broil Element
- Powerful 2,400 W 4-Pass Bake Element
- Electrical Supply: 40 A



HEIP056U

LR: 6" @ 1,200 W	C: 6" @ 100 W Warming Element	RR: 6" @ 1,200 W
LF: 6"/9"/12" @ 1,050 W/1,950 W/3,000 W		RF: 9.5" @ 3,200 W

#### HEIP056U

#### 30" Electric Slide-in Range

**2,799 3,099**

#### 30" Gas Slide-in Range

- Powerful 20K BTU Center Dual-Stacked Burner Designed for Faster Boiling and Low Simmer
- Heavy-Duty Metal Knobs
- Low-Profile Continuous Grate Design
- Stainless Steel Maintop
- 9 Specialized Cooking Modes
- Standard Convection
- 5 Burners Add Flexibility to Your Cooking
- Large Oven Capacity At 4.8 cu.ft.
- 18,000 BTU Bake Burner
- 12,500 BTU Broil Burner
- LP Conversion Kit Included
- Electrical Supply: 15 A



HGIP056UC

LR: 5,000 BTU (NG)	C: 20,000 BTU (NG) Dual-Stacked	RR: 5,000 BTU (NG)
LF: 10,000 BTU (NG)		RF: 15,000 BTU (NG)

#### HGIP056UC

#### 30" Gas Slide-in Range

**2,899 3,199**

This price list supersedes all previous price lists. Prices listed herein do not include applicable state or local taxes.

Model Number	Description	MAP	MSRP
--------------	-------------	-----	------

## Benchmark Series

## 30" Dual Fuel Slide-in Range

- Powerful 20K BTU Center Dual-Stacked Burner Designed for Faster Boiling and Low Simmer
- Heavy-Duty Metal Knobs
- Low-Profile Continuous Grate Design
- Stainless Steel Maintop
- 11 Specialized Cooking

## Modes

- **2,000 W Convection Ring Element**
- Genuine European Convection
- Fast Preheat™
- 5 Burners Add Flexibility to Your Cooking

- Large Oven Capacity At 4.6 cu.ft.
- Recessed 8-Pass 3,800 W Broil Element
- Powerful 2,400 W 4-Pass Bake Element
- LP Conversion Kit Included
- Electrical Supply: 30 A



HDIP056U

LR: 5,000 BTU (NG)	C: 20,000 BTU (NG) Dual-Stacked	RR: 5,000 BTU (NG)
LF: 10,000 BTU (NG)		RF: 15,000 BTU (NG)

**HDIP056U****30" Dual-Fuel Slide-in Range****2,999 3,299**

## 30" Induction Slide-in Range

- FlexInduction® Cooktop Can Combine Two Cooking Zones Into One Continuous Surface
- PowerMove™
- 17 Heat Levels
- A 11" Heating Element Offers 3,700 W of Power
- Faster Than Gas Or Electric
- Easier to Clean and More Efficient
- SpeedBoost®

- PotSense
- Each Element Has an Independent Countdown Timer
- PreciseSelect®
- ChildLock
- SafeStart
- 2,000 W Convection Ring Element
- Genuine European Convection

- Fast Preheat™
- Star-K Certified 100°–450° F
- Large Oven Capacity At 4.6 cu.ft
- Recessed 8-Pass 3,800 W Broil Element
- Powerful 2,400 W 4-Pass Bake Element
- Electrical Supply: 40 A



HIIP056U

LR : 8" x 9" @ 2,200 W/3,600 W (SpeedBoost®)	RR: 11" @ 2,600 W/3,700 W (SpeedBoost®)	Full Zone: 16" x 9" @ 3,300 W/3,600 W (SpeedBoost®)
LF: 8" x 9" @ 2,200 W/3,600 W (SpeedBoost®)	RF: 6" @ 1,400 W/2,200 W (SpeedBoost®)	

**HIIP056U****30" Induction Slide-in Range****3,799 4,199**



This price list supersedes all previous price lists. Prices listed herein do not include applicable state or local taxes.













Model  
Number

Description

MAP

MSRP

### Accessories for Slide-in Ranges

					Electric	Gas	Dual Fuel	Induction
	<a href="#">HEZ298102</a>	Wok Ring—Attaches to Grates	69	79		•		
	<b>Stainless Steel Pan With Aluminum Core</b> Optimized for Cooking With AutoChef® Element • Superior Heat Distribution				•	•	•	•
	<a href="#">HEZ390210</a>	8" Pan for 6" Element	89	99				
	<a href="#">HEZ390220</a>	9" Pan for 7" Element	99	109	•	•	•	•
	<a href="#">HEZ390230</a>	10" Pan for 8" and 9" Elements	119	139	•	•	•	•
	<a href="#">HEZGR301</a>	Griddle for on Top of Gas Grates	139	159		•		
	<b>Non-Stick Induction Grill</b> Non-Stick Cast Aluminum with a Thick Ferromagnetic Base • Ideal For Grilling Meats, Seafood and Vegetables							• <sup>1</sup>
	<a href="#">HEZ9GR37UC</a>	17" x 9" Grill Pan	249	279				
	<a href="#">HEZTR301</a>	Gliding Telescopic Rack	279	309	•	•		•
	<a href="#">HEZBS301</a>	4" Low Back Accessory for Electric and Induction Slide-in Ranges	249	279	•			•
	<a href="#">HGZBS301</a>	4" Low Back Accessory for Gas Slide-in Ranges	219	249		•		
	<a href="#">HDZBS301</a>	4" Low Back Accessory for Dual-Fuel Slide-in Ranges	249	279			•	
	<a href="#">HDZIT301</a>	Island Trim Accessory For Use in Dual-Fuel Range Island Applications	249	279			•	
	<a href="#">HGZIT301</a>	Island Trim Accessory For Use in Gas Range Island Applications	219	249		•		

<sup>1</sup> FlexInduction® Models Only

## OVER-THE-RANGE MICROWAVE OVENS

*This price list supersedes all previous price lists. Prices listed herein do not include applicable state or local taxes.*

Model Number	Description	MAP	MSRP
<b>All Bosch Over-the-Range Microwaves Include the Following Features:</b>			
<ul style="list-style-type: none"> <li>• Design-Matched for Use in Combination With Bosch Range Or Cooktop</li> <li>• Exclusive Stainless Steel Handle</li> <li>• Easy to Read White LCD Display</li> <li>• Easy to Use Touch Control</li> <li>• Side-Hinged Door Allows Full Access to Microwave Cavity</li> <li>• Installation for Recirculation Or Outside Venting</li> <li>• Reheat Setting</li> <li>• Potato Program</li> <li>• Automatic Defrost</li> <li>• Popcorn Program</li> <li>• Timer With Cook Time and Automatic Shut Off Function</li> <li>• Convenient Kitchen Timer</li> <li>• Easily Adds 30 Seconds to Cooking Time</li> <li>• 10 Microwave Power Levels</li> <li>• Plugs Into Standard 110 V, 3-Prong Outlet</li> </ul>			

### 300 Series

#### 30" Over-the-Range Microwave

- Stainless Steel Colored Vent Grid
- 1.6 cu.ft. Large Oven Capacity
- Large 13 1/2" Glass Turntable
- Three-Speed Vent With Up to 300 CFM Power
- Two Surface Lights for Bright Cooktop Illumination



HMV3053U

[HMV3053U](#)

**Stainless Steel**

**449 499**

### 500 Series

#### 30" Over-the-Range Microwave

- Easy-Clean Stainless Steel Vent Cover
- Large 14 3/16" Glass Turntable
- 2.1 cu.ft. Large Oven Capacity
- 8 Sensor Programs
- Four-Speed Vent With Up to 385 CFM Power
- Two LED Lights for Bright Cooktop Illumination
- Double Microwave Distribution System



HMV5053U

[HMV5053U](#)

**Stainless Steel**

**549 649**

### 800 Series

#### 30" Over-the-Range Convection Microwave

- Easy-Clean Stainless Steel Vent Cover
- Large 14 3/16" Glass Turntable
- 1.8 cu.ft. Large Oven Capacity
- 8 Sensor Programs
- Four-Speed Vent With Up to 385 CFM Power
- Two LED Lights for Bright Cooktop Illumination
- Convection Cooking
- Full Stainless Steel Cavity



HMV8044U

[HMV8044U](#)

**Black Stainless Steel**

**799 899**

[HMV8053U](#)

**Stainless Steel**




**749 849**



HMV8053U

## BUILT-IN MICROWAVE OVENS

*This price list supersedes all previous price lists. Prices listed herein do not include applicable state or local taxes.*

Model Number	Description	MAP	MSRP	
<b>500 Series</b>				
<b>24" Speed Oven</b>				
<ul style="list-style-type: none"> <li>• Cooks Faster Than a Traditional Oven and Can Also Be Used As a Microwave</li> <li>• LCD Display and LED Light</li> <li>• 1.6 cu.ft. Overall Capacity</li> <li>• Nine SpeedChef® Cooking Cycles</li> <li>• Convection Broil and Convection Bake Modes</li> <li>• Seven Auto Sensor Microwave Cycles</li> </ul>		<ul style="list-style-type: none"> <li>• 1,000 W Microwave</li> <li>• 1,750 W Broil Element</li> <li>• 600 W Bake Element</li> <li>• 1,700 W Convection Element</li> <li>• Electrical Connection – 120 V NEMA 5-20 3-Prong Plug</li> <li>• Electric Load – 20 A</li> <li>• Kitchen Timer and Panel Lock Setting</li> </ul>		<ul style="list-style-type: none"> <li>• Stainless Steel Cooking Interior</li> <li>• Cut-Resistant Metal Turntable and Separate Ceramic Cooking Tray</li> <li>• Multi-Use Oven Rack</li> <li>• Wall Or Under Counter Approved Installation (Not Under a Cooktop)</li> </ul>
				 HMC54151UC
<b><u>HMC54151UC</u></b>	<b>24" 120 V Speed Oven, Stainless Steel</b>	<b>1,699</b>	<b>1,899</b>	
<b>27" and 30" Built-in Microwave Touch Control With Drop Down Door</b>				
<ul style="list-style-type: none"> <li>• LCD Display and LED Light</li> <li>• 1.6 cu.ft. Overall Capacity</li> <li>• 14 1/8" Glass Turntable</li> </ul>		<ul style="list-style-type: none"> <li>• Microwave Power: 950 W</li> <li>• 10 Power Levels</li> <li>• Sensor Cooking</li> </ul>		<ul style="list-style-type: none"> <li>• Sensor Reheat</li> <li>• No Trim Kit Required</li> <li>• Plugs Into a Standard 120 V, 3-Prong Outlet</li> </ul>
				 HMB57152UC
<b><u>HMB57152UC</u></b>	<b>27" Microwave, Stainless Steel</b>	<b>1,249</b>	<b>1,399</b>	
<b><u>HMB50152UC</u></b>	<b>30" Microwave, Stainless Steel</b>	<b>1,249</b>	<b>1,399</b>	
<b><u>HMB50162UC</u></b>	<b>30" Microwave, Black</b>	<b>1,249</b>	<b>1,399</b>	 HMB50152UC

## BUILT-IN MICROWAVE OVENS

*This price list supersedes all previous price lists. Prices listed herein do not include applicable state or local taxes.*

Model Number	Description	MAP	MSRP
--------------	-------------	-----	------

### 800 Series

#### 27" and 30" Speed Ovens

- Cooks Faster Than a Traditional Oven and Can Also Be Used As a Microwave
- LCD Display and LED Light
- 1.6 cu.ft. Overall Capacity
- Nine SpeedChef® Cooking Cycles
- Convection Broil and Convection Bake Modes
- Seven Auto Sensor Microwave Cycles
- 1,000 W Microwave
- 1,750 W Broil Element
- 600 W Bake Element
- 1,700 W Convection Element
- Electrical Connection – 120 V NEMA 5-20 3-Prong Plug for HMC80152UC and HMC87152UC; 240 V Direct Wire for HMC80252UC and HMC80242UC
- Electric Load – 20 A
- Kitchen Timer and Panel Lock Setting
- Stainless Steel Cooking Interior
- Cut-Resistant Metal Turntable and Separate Ceramic Cooking Tray
- Multi-Use Oven Rack
- Wall Or Under Counter Approved Installation



HMC87152UC



HMC80152UC



HMC80242UC

<a href="#"><u>HMC87152UC</u></a>	<b>27" 120 V Speed Oven, Stainless Steel</b>	<b>1,749</b>	<b>1,949</b>
<a href="#"><u>HMC80252UC</u></a>	<b>30" 240 V Speed Oven, Stainless Steel</b>	<b>1,949</b>	<b>2,149</b>
<a href="#"><u>HMC80242UC</u></a>	<b>30" 240 V Speed Oven, Black Stainless Steel</b>	<b>1,999</b>	<b>2,199</b>
<a href="#"><u>HMC80152UC</u></a>	<b>30" 120 V Speed Oven, Stainless Steel</b>	<b>1,749</b>	<b>1,949</b>

#### 24" and 30" Drawer Microwave Oven

- Touch Control With White Display
- 1.2 cu.ft. Overall Capacity
- Microwave Power: 950 W
- 10 Power Levels
- Sensor Cooking
- Door Opens and Closes Through Touch Control
- Can Be Installed Flush



HMD8451UC




HMD8053UC

<a href="#"><u>HMD8451UC</u></a>	<b>24" Drawer Microwave, Stainless Steel</b>	<b>1,499</b>	<b>1,649</b>
<a href="#"><u>HMD8053UC</u></a>	<b>30" Drawer Microwave, Stainless Steel</b>	<b>1,599</b>	<b>1,799</b>

## OVER-THE-RANGE MICROWAVE OVEN

*This price list supersedes all previous price lists. Prices listed herein do not include applicable state or local taxes.*

Model Number	Description	MAP	MSRP
<b>Benchmark Series</b>			
<b>30" Over-the-Range Convection Microwave</b>			
<ul style="list-style-type: none"> <li>• Design Matched for Use in Combination With Bosch Range Or Cooktop</li> <li>• Exclusive Stainless Steel Handle</li> <li>• Easy-Clean Stainless Steel Vent Cover</li> <li>• Easy to Read White LCD Display</li> <li>• 1.8 cu.ft. Large Oven Capacity</li> <li>• Large 14<sup>3</sup>/<sub>16</sub>" Glass Turntable</li> <li>• Easy to Use Touch Control</li> <li>• Side-Hinged Door Allows</li> </ul>	<ul style="list-style-type: none"> <li>• Full Access to Microwave Cavity</li> <li>• Installation for Recirculation Or Outside Venting</li> <li>• Reheat Setting</li> <li>• Potato Program</li> <li>• Automatic Defrost</li> <li>• Popcorn Program</li> <li>• Timer With Cook Time and Automatic Shut Off Function</li> <li>• Convenient Kitchen Timer</li> <li>• Easily Adds 30 Seconds to</li> </ul>	<ul style="list-style-type: none"> <li>• Cooking Time</li> <li>• 10 Microwave Power Levels</li> <li>• 8 Sensor Programs</li> <li>• Four-Speed Vent With Up to 385 CFM Power</li> <li>• Two 30 W LED Lights for Bright Cooktop Illumination</li> <li>• Convection Cooking</li> <li>• Full Stainless Steel Cavity</li> <li>• Heavy-Duty Mesh Ventilation Filter</li> <li>• Triple Distribution System</li> <li>• Plugs Into Standard 110 V, 3-Prong Outlet</li> </ul>	 <p>HMVP053U</p>
<b><u>HMVP053U</u></b>	<b>Stainless Steel</b>	<b>799</b>	<b>899</b>

*This price list supersedes all previous price lists. Prices listed herein do not include applicable state or local taxes.*

Model Number	Description	MAP	MSRP
--------------	-------------	-----	------

## All Bosch 500 Series 24" Built-In Ovens Include the Following Features:

- Oven Is Perfect for Kitchens With a Smaller Footprint
- Designed to Be Installed Flush With Your Cabinetry
- Genuine European Convection Ensures Even Cooking and Baking Results on Multiple Racks
- Halogen Light to Better Monitor Cooking Progress
- Kitchen Timer

## 500 Series

### 24" Single Wall Oven, European Convection

- Telescopic Extension Rail
- Knob Control
- 9 Oven Modes
- Custom Cooking Modes: Pie, Frozen Foods, Defrost, Warm, and Broil Plus
- The DualClean® System Uses the Cavity Coating and Heat to Burn Off Most Grease
- Timer With Cook Time and Delay Start Function
- Capacity At 2.8 cu.ft.
- 8-Pass Broil Element



HBE5453UC

**HBE5453UC**

**24" Stainless Steel**

**1,899 2,099**

### 24" Single Wall Oven, European Convection

- Home Connect™ Features. Remotely Monitor and Control the Wall Oven With Wi-Fi Connectivity
- 24" Touch Control Bosch Wall Oven With Full Color TFT Display
- 12 Oven Modes
- Designed With Black Glass Door and a Unique Ring Control
- Custom Cooking Modes: Convection Multi-Rack, Bake, Pizza, Roast, Proof, Convection Broil, Broil, Slow Cooking, Defrost, Plate Warming, Warming
- Sabbath Mode
- EcoClean® Coating Uses Heat to Burn Off Most Grease
- Three Standard Racks
- Capacity At 2.5 cu.ft.



HBE5452UC



**HBE5452UC**

**24" Stainless Steel**

**2,099 2,349**

## BUILT-IN OVENS

*This price list supersedes all previous price lists. Prices listed herein do not include applicable state or local taxes.*

Model Number	Description	MAP	MSRP
<b>All Bosch 500 Series 27" and 30" Built-In Ovens Include the Following Features:</b>			
<ul style="list-style-type: none"> <li>Heavy-Duty Metal Knobs for a Premium Look and Feel</li> <li>Compatible With Most Existing Cut-Outs</li> <li>Designed to Be Installed Flush With Your Cabinetry</li> <li>2, 3, and 4-Hour Self-Clean Cycles</li> <li>One Oven Light</li> <li>Kitchen Timer</li> <li>Extra Large Door Window for Easy Monitoring of Cooking Process</li> <li>Star-K Certified 100°–450°F</li> <li>Large Capacity At 4.6 cu.ft. (3.9 cu. ft. for 27")</li> <li>Recessed 8-Pass Broil Element for Increased Capacity and Safety</li> </ul>			

### 500 Series

#### 30" Single Wall Ovens, Thermal Cooking

- Thermal Cooking With Bake, Broil, Roast, and Warm
- 6 Oven Modes

**HBL5351UC**

**30" Stainless Steel**

**1,899 2,099**



HBL5351UC

#### 27" and 30" Single Wall Oven, European Convection

- Genuine European Convection
- 14 Oven Modes
- Custom Cooking Modes: Pizza, Pie, Warm and Proof
- Temperature Conversion for Convection Cooking

**HBN5451UC**

**27" Stainless Steel**

**2,199 2,449**



HBN5451UC

**HBL5451UC**

**30" Stainless Steel**

**2,199 2,449**

#### 30" Double Wall Oven, Thermal Cooking

- Thermal Cooking With Bake, Broil, Roast and Warm in Both Cavities

**HBL5551UC**

**30" Stainless Steel**

**2,899 3,199**



HBL5551UC



## BUILT-IN OVENS

*This price list supersedes all previous price lists. Prices listed herein do not include applicable state or local taxes.*

Model Number	Description	MAP	MSRP
--------------	-------------	-----	------

### 500 Series

#### 27" and 30" Double Wall Oven, European Convection (Upper Cavity)

- Genuine European Convection in Upper Oven
- 14 Upper Oven Modes
- Custom Cooking Modes  
Upper Oven: Pizza, Pie, Warm and Proof
- Thermal Cooking With Bake, Broil, Roast and Warm in Lower Oven
- Temperature Conversion for Convection Cooking in Upper Oven

**HBN5651UC**      **27" Stainless Steel**      **3,199   3,549**

**HBL5651UC**      **30" Stainless Steel**      **3,199   3,549**



HBL5651UC

#### 30" Microwave Combination Oven

- Combination Oven Featuring a Microwave and Wall Oven With Stainless Steel Knobs
- 1.6 cu.ft. Capacity Microwave With Drop Down Door and LCD Display
- Genuine European Convection in Lower Oven

**HBL57M52UC**      **30" Stainless Steel**      **3,499   3,849**



HBL57M52UC

## BUILT-IN OVENS

*This price list supersedes all previous price lists. Prices listed herein do not include applicable state or local taxes.*

Model Number	Description	MAP	MSRP
<b>All Bosch 800 Series 27" and 30" Built-In Ovens Include the Following Features:</b>			
<ul style="list-style-type: none"> <li>• QuietClose® Door</li> <li>• A Full-Extension Telescopic Rack</li> <li>• Designed to Be Installed Flush With Your Cabinetry</li> <li>• Compatible With Most Existing Cut-Outs</li> <li>• 15 Oven Modes</li> <li>• Custom Cooking Modes: Pizza, Pie, Warm and Proof</li> </ul>	<ul style="list-style-type: none"> <li>• Genuine European Convection</li> <li>• Temperature Conversion for Convection Cooking</li> <li>• Touch Control With SteelTouch™ Buttons Makes Operating the Oven Easier</li> <li>• Temperature Probe Takes Guesswork Out of Cooking</li> <li>• Fast Preheat™ Reduces Preheat Time</li> <li>• 2, 3, and 4-Hour Self-Clean Cycles</li> </ul>	<ul style="list-style-type: none"> <li>• Two Oven Lights</li> <li>• Timer With Cook Time and Delay Start Function</li> <li>• Extra Large Door Window for Easy Monitoring of Cooking Process</li> <li>• Star-K Certified 100°–450°F</li> <li>• Large Capacity At 4.6 cu.ft. (3.9 cu.ft. for 27")</li> <li>• Recessed 8-Pass Broil Element for Increased Capacity and Safety</li> </ul>	

### 800 Series

#### 27" Single Wall Oven

[HBN8451UC](#)

27" Stainless Steel

2,499 2,749



HBN8451UC

#### 30" Single Wall Ovens

- Home Connect™ Features. Remotely Monitor and Control the Wall Oven With Wi-Fi Connectivity

[HBL8453UC](#)

30", Single Wall Oven, Stainless Steel

2,649 2,949



HBL8453UC

[HBL8463UC](#)

30", Single Wall Oven, Black

2,649 2,949



HBL8463UC

[HBL8443UC](#)

30", Single Wall Oven, Black Stainless Steel

2,849 3,149



HBL8443UC



*This price list supersedes all previous price lists. Prices listed herein do not include applicable state or local taxes.*

Model Number	Description	MAP	MSRP
--------------	-------------	-----	------

**800 Series**
**27" and 30" Double Wall Oven**

- 15 Upper Oven Modes
- 6 Lower Oven Modes
- Genuine European Convection in Upper Oven
- Thermal Cooking With Bake, Broil, Roast and Warm in Lower Oven



HBL8651UC



HBL8661UC



HBL8642UC

<a href="#"><u>HBN8651UC</u></a>	27" Stainless Steel	3,599	3,999
<a href="#"><u>HBL8651UC</u></a>	30" Stainless Steel	3,599	3,999
<a href="#"><u>HBL8661UC</u></a>	30" Black	3,499	3,849
<a href="#"><u>HBL8642UC</u></a>	30" Black Stainless Steel	3,799	4,199

**30" Speed Combination Oven**

- Home Connect™ Features. Remotely Monitor and Control the Lower Wall Oven With Wi-Fi Connectivity
- Combination Oven Featuring a Speed Oven and Wall Oven With Touch Control
- Speed Oven Cooks Faster Than a Traditional Oven
- Speed Oven: For Additional Details Please Review SKU HMC80252UC (See Page 6-7)
- 15 Lower Oven Modes



HBL8753UC



HBL8743UC

<a href="#"><u>HBL8753UC</u></a>	30", Combo, Stainless Steel,	4,599	5,099
<a href="#"><u>HBL8743UC</u></a>	30", Combo, Black Stainless Steel,	4,999	5,499

## BUILT-IN OVENS

*This price list supersedes all previous price lists. Prices listed herein do not include applicable state or local taxes.*

Model Number	Description	MAP	MSRP
--------------	-------------	-----	------

### 800 Series

#### 30" Microwave Combination Oven

- Home Connect™ Features. Remotely Monitor and Control the Lower Wall Oven With Wi-Fi Connectivity
- Combination Oven Featuring a Microwave and Wall Oven With Touch Control
- 1.6 cu.ft. Capacity Microwave With Drop Down Door and LCD Display
- 15 Lower Oven Modes

**HBL87M53UC**

**30", Stainless Steel**

**3,999 4,399**





HBL87M53UC



## BUILT-IN WARMING DRAWERS

*This price list supersedes all previous price lists. Prices listed herein do not include applicable state or local taxes.*

Model Number	Description	MAP	MSRP
<b>500 Series</b>			
<b>27" and 30" Warming Drawers</b>			
<ul style="list-style-type: none"> <li>Keeps Meals Hot and Is Designed to Match the Perfectly Flush Fit of a Bosch Wall, Speed Or Steam Oven</li> <li>3 Settings to Keep Meals Hot and Ready to Serve</li> <li>Installs Vertically Under Bosch Speed, Steam Or Wall Oven</li> </ul>		<ul style="list-style-type: none"> <li>Matches Bosch Built-in Products</li> <li>Install Either Flush Or Proud</li> <li>450 W Heating Element Concealed Below Drawer</li> <li>Special Dough Proofing Mode</li> <li>Sturdy Ball Bearing Telescopic Rails for Smooth Opening</li> </ul>	
		<ul style="list-style-type: none"> <li>Star-K Certified</li> <li>1 Hour Automatic Shut Off Function With Adjustable Timer</li> <li>2.2 cu.ft. Large Cavity (1.9 cu.ft. for 27")</li> <li>Lower Side Walls Allow Easy Loading and Unloading of Drawer</li> </ul>	
		 HWD5051UC	
<b><u>HWD5051UC</u></b>	<b>30" Stainless Steel</b>	<b>1,199</b>	<b>1,349</b>
<b><u>HWD5751UC</u></b>	<b>27" Stainless Steel</b>	<b>1,149</b>	<b>1,299</b>
<b>30" Storage Drawer</b>			
<ul style="list-style-type: none"> <li>Designed to Match the Perfectly Flush Fit of a Bosch Wall, Speed Or Steam Oven</li> </ul>		<ul style="list-style-type: none"> <li>Fits 30" Racks, the Temperature Probe and Other Cooking Relevant Utensils</li> <li>A Silicone Mat Protects the Bottom of Drawer</li> <li>2.4 cu.ft. Large Cavity</li> </ul>	
		 HSD5051UC	
<b><u>HSD5051UC</u></b>	<b>30" Stainless Steel</b>	<b>649</b>	<b>749</b>

This price list supersedes all previous price lists. Prices listed herein do not include applicable state or local taxes.

Model Number	Description	MAP	MSRP
<b>All Bosch Benchmark Series Built-In Ovens Include the Following Features:</b>			
<ul style="list-style-type: none"> <li>• QuietClose® Door Dampened Hinges Softly and Quietly Guide the QuietClose® Door Shut</li> <li>• The Color TFT Control Panel With SteelTouch™ Buttons Is Easy to Use</li> <li>• A Full-Extension Telescopic Rack Offers Safe Access to the Oven Cavity</li> <li>• Designed to Be Installed Flush With Your Cabinetry</li> <li>• Compatible With Most Existing Cut-Outs</li> <li>• 14 Specialized Cooking Modes – Gourmet Cooking Made Easy</li> <li>• Custom Cooking Programs: No-Preheat Frozen Food Mode, Pizza, Pie, Warm and Proof</li> <li>• Genuine European Convection</li> <li>• Temperature Conversion for Convection Cooking</li> <li>• Fast Preheat™ Reduces Preheat Time</li> <li>• 2, 3, and 4-Hour Self-Clean Cycles</li> <li>• EcoChef Mode – Remaining Heat in Cavity Finishes Cooking Process</li> <li>• AutoProbe Takes the Guesswork Out of Cooking</li> <li>• Two Halogen Lights Provide Superior Cavity Illumination</li> <li>• Timer With Cook Time and Delay Start Function</li> <li>• Extra Large Door Window for Easy Monitoring of Cooking Process</li> <li>• Star-K Certified 100°–450°F</li> <li>• Two Separate Time Intervals Can Be Programmed</li> <li>• Large Capacity At 4.6 cu.ft.</li> <li>• Recessed 8-Pass Broil Element for Increased Capacity and Safety</li> </ul>			

## Benchmark Series

### 30" Single Wall Oven SideOpening Door

- SideOpening Door Offers Better Ergonomic Access to the Oven Cavity

<a href="#"><u>HBLP451RUC</u></a>	<b>30" Stainless Steel, Right SideOpening Door</b>	<b>3,199</b>	<b>3,549</b>
<a href="#"><u>HBLP451LUC</u></a>	<b>30" Stainless Steel, Left SideOpening Door</b>	<b>3,199</b>	<b>3,549</b>
<a href="#"><u>HBLP451UC</u></a>	<b>30" Stainless Steel</b>	<b>2,899</b>	<b>3,199</b>



HBLP451RUC



HBLP451LUC



HBLP451UC

## BUILT-IN OVENS/BUILT-IN STEAM CONVECTION OVENS

*This price list supersedes all previous price lists. Prices listed herein do not include applicable state or local taxes.*

Model Number	Description	MAP	MSRP
--------------	-------------	-----	------

### Benchmark Series

#### 30" Double Wall Oven SideOpening Door

- SideOpening Door Offers Better Ergonomic Access to the Oven Cavity
- AutoProbe in the Upper Oven Takes the Guesswork Out of Cooking



HBLP651RUC



HBLP651LUC



HBLP651UC

<a href="#"><u>HBLP651RUC</u></a>	30" Stainless Steel, Right SideOpening Door	4,899	5,399
<a href="#"><u>HBLP651LUC</u></a>	30" Stainless Steel, Left SideOpening Door	4,899	5,399
<a href="#"><u>HBLP651UC</u></a>	30" Stainless Steel	4,299	4,749

### Benchmark Series

#### 30" Steam Convection Oven

- The Only Steam Convection Oven in Its Class That Installs Flush, for a European Kitchen Design
- Steam Convection Cooking Cooks Crispy Outside, Tender Inside
- Steam Cooking Maintains Your Vegetables' Nutrients, Flavors and Color
- Designed to Fit Perfectly Above a Warming Drawer Or Storage Drawer
- The Color TFT Control Panel With SteelTouch™ Buttons Is Easy to Use
- Installs Horizontally for Perfect Alignment With Speed Or Steam Oven
- One Halogen Light
- Genuine European Convection
- Features Vegetable and Chicken Programs: Oven Automatically Sets Temperature and Humidity
- Perfect Reheating
- Timer With Cook Time and Delay Start Function
- 1 Rack, 2 Perforated and 2 Non-Perforated Pans Are Included
- Non-Plumbed for Easy Installation
- Steam Assist Clean
- 1.4 qt. Water Tank Can Be Used for an Entire Cooking Cycle
- Child Lock
- Large Capacity At 1.4 cu.ft.






HSLP451UC

<a href="#"><u>HSLP451UC</u></a>	30" Stainless Steel	3,399	3,749
----------------------------------	---------------------	-------	-------




## BUILT-IN COMBINATION OVENS/BUILT-IN SPEED OVEN

*This price list supersedes all previous price lists. Prices listed herein do not include applicable state or local taxes.*





Model Number	Description	MAP	MSRP	
				<b>Benchmark Series</b>
<b>30" Steam Convection Combination Oven</b> <ul style="list-style-type: none"> <li>Combination Oven Featuring a Steam Convection Oven</li> <li>Steam Oven Cooks Meats, Vegetables, Rice, Fish to Perfection</li> <li><i>Steam Convection Oven:</i> For Additional Details Please Review SKU HSLP451UC (page 12-2)</li> </ul>				 <p>HSLP751UC</p>
<a href="#"><b>HSLP751UC</b></a>	<b>30" Stainless Steel</b>	<b>6,199</b>	<b>6,849</b>	
<b>30" Speed Combination Oven With TFT Display</b> <ul style="list-style-type: none"> <li>Combination Oven Featuring a Speed Oven</li> <li>Speed Oven Cooks Faster Than a Traditional Oven</li> <li><i>Speed Oven:</i> For Additional Details Please Review SKU HMCP0252UC (page 12-3)</li> </ul>				 <p>HBLP752UC</p>
<a href="#"><b>HBLP752UC</b></a>	<b>30" Stainless Steel</b>	<b>4,899</b>	<b>5,399</b>	
				<b>Benchmark Series</b>
<b>30" Speed Oven Touch Control With TFT Display</b> <ul style="list-style-type: none"> <li>1.6 cu.ft. Overall Capacity</li> <li>Nine SpeedChef® Cooking Cycles</li> <li>Convection Broil and Convection Bake Modes</li> <li>Seven Auto Sensor Microwave Cycles</li> <li>1,000 W Microwave</li> <li>600 W Bake Element</li> <li>1,750 W Broil Element</li> <li>1,700 W Convection Element</li> <li>Electrical Connection: 240 V Direct Wire</li> <li>Electric Load – 16 A • Kitchen Timer and Panel Lock Setting</li> <li>Stainless Steel Cooking Interior</li> <li>Cut-Resistant Metal Turntable and Separate Ceramic Cooking Tray</li> <li>Multi-Use Oven Rack</li> <li>Wall Or Undercounter Approved Installation</li> <li>Installs in Horizontal Configuration Paired With 30" Bosch Single Wall Ovens/ Steam Oven and Warming/ Storage Drawers</li> </ul>				 <p>HMCP0252UC</p>
<a href="#"><b>HMCP0252UC</b></a>	<b>30" Stainless Steel</b>	<b>2,099</b>	<b>2,349</b>	

## ACCESSORIES

This price list supersedes all previous price lists. Prices listed herein do not include applicable state or local taxes.

Model Number	Description	MAP	MSRP	
<b>Accessories for Ovens</b>				30" Wall Ovens
	<b>Ball Bearing Telescopic Rack</b> Ball Bearing Full Extension Telescopic Racks • Adjustable to All Rack Support Levels • Convenient Handling • Easy to Operate • Available As Separate Accessory for Even More Convenience <a href="#">HEZTR301</a> <b>30" Telescopic Rack</b>	<b>279</b>	<b>309</b>	•

### Accessories for Steam Convection Oven

Accessories for Steam Convection Oven					HSLP451UC	HSLP751UC
	<a href="#"><u>HEZ36D453</u></a> Discontinued August	Cooking Pan—Full Size, 1 5⁄8" Deep	119	139	•	•
	<a href="#"><u>HEZ36D452</u></a> Discontinued August	Baking Tray—Full Size, 1 1⁄8" Deep	59	69	•	•
	<a href="#"><u>HEZ36D153G</u></a> Discontinued August	Perforated Cooking Pan—Half Size, 1 5⁄8" Deep	59	69	•	•
	<a href="#"><u>HEZ36D153</u></a> Discontinued August	Cooking Pan—Half Size, 1 5⁄8" Deep	59	69	•	•

*This price list supersedes all previous price lists. Prices listed herein do not include applicable state or local taxes.*

Model Number	Description	MAP	MSRP
--------------	-------------	-----	------

### All Bosch Induction Cooktops Include the Following Features:

- Faster Than Gas Or Electric
- Easier to Clean and More Efficient
- SpeedBoost®
- PotSense
- Each Element Has an Independent Countdown Timer
- ChildLock
- See All Pan Accessories on Page 15-4

## 500 Series

### 24" Induction Cooktop

- An 11" Heating Element Offers 3,700 W of Power
- 30 A Breaker



NIT5469UC

LR: 11" @ 2,600 W/3,700 W (SpeedBoost®)	RR: 7" @ 1,800 W/3,100 W (SpeedBoost®)
	RF: 6" @ 1,400 W/2,200 W (SpeedBoost®)

**NIT5469UC**

**24" Induction Cooktop, Black, Frameless**

**1,499 1,649**

### 30" Induction Cooktop

- An 11" Heating Element Offers 3,700 W of Power
- 30 A Breaker



NIT5068UC

LR: 9" @ 2,200 W/3,700 W (SpeedBoost®)	RR: 11" @ 2,600 W/3,700 W (SpeedBoost®)
LF: 6" @ 1,400 W/2,200 W (SpeedBoost®)	RF: 6" @ 1,400 W/2,200 W (SpeedBoost®)

**NIT5068UC**

**30" Induction Cooktop, Black, Frameless**

**1,649 1,849**

### 36" Induction Cooktop

- Dual 12" Heating Element Offers 3,700 W of Power
- 40 A Breaker



NIT5668UC

LR: 7" @ 1,800 W/3,100 W (SpeedBoost®)	C: 12"/9" @ 3,700 W/5,400 W (SpeedBoost®)/ 2,200 W/3,300 W (SpeedBoost®)	RR: 6" @ 1,400 W/2,200 W (SpeedBoost®)
LF: 7" @ 1,800 W/3,100 W (SpeedBoost®)		RF: 9" @ 2,200 W/3,700 W (SpeedBoost®)

**NIT5668UC**

**36" Induction Cooktop, Black, Frameless**

**1,949 2,149**

This price list supersedes all previous price lists. Prices listed herein do not include applicable state or local taxes.

Model Number	Description	MAP	MSRP
--------------	-------------	-----	------

## 800 Series

## 30" Induction Cooktop

- Home Connect™ (Wi-Fi Enabled)
- AutoChef®
- An 11" Heating Element Offers 3,700 W of Power
- PreciseSelect®
- Hood Control
- 30 A Breaker
- SafeStart



NIT8069SUC

LR: 9" @ 2,200 W/3,700 W (SpeedBoost®)	RR: 11" @ 2,600 W/3,700 W (SpeedBoost®)
LF: 6" @ 1,400 W/2,200 W (SpeedBoost®)	LF: 6" @ 1,400 W/2,200 W (SpeedBoost®)

[NIT8069SUC](#)

**30" Induction Cooktop, Black With  
Stainless Steel Frame**

**2,049 2,299**

[NIT8069UC](#)

**30" Induction Cooktop, Black, Frameless**

**2,049 2,299**



NIT8069UC



## 36" Induction Cooktop

- Home Connect™ (Wi-Fi Enabled)
- AutoChef®
- Dual 12" Heating Element With Powerful 5,400 W
- PreciseSelect®
- Hood Control
- 40 A Breaker



NIT8669SUC

LR: 7" @ 1,800 W/3,100 W (SpeedBoost®)	C: 12"/9" @ 3,700 W/5,400 W (SpeedBoost®) 2,200 W/3,300 W (SpeedBoost®)	RR: 6" @ 1,400 W/2,200 W (SpeedBoost®)
LF: 7" @ 1,800 W/3,100 W (SpeedBoost®)		RF: 9" @ 2,200 W/3,700 W (SpeedBoost®)

[NIT8669SUC](#)

**36" Induction Cooktop, Black With  
Stainless Steel Frame**

**2,449 2,699**

[NIT8669UC](#)

**36" Induction Cooktop, Black, Frameless**

**2,449 2,699**



NIT8669UC



*This price list supersedes all previous price lists. Prices listed herein do not include applicable state or local taxes.*

Model Number	Description	MAP	MSRP
--------------	-------------	-----	------

## 500 Series

**24" Knob Control, Frameless Design**

- 4 Elements
- Knob Controls for Precision Cooking
- Heat Indicator for Each Element
- 8" Heating Element With Powerful 2,200 W
- Power/Amps: 240 V, 60 Hz/30 A



NEM5466UC

LR: 8" @ 2,200 W	RR: 6" @ 1,200 W
LF: 6" @ 1,850 W	RF: 7" @ 1,800 W

**NEM5466UC****24" Electric Cooktop****849 949****30" Knob Control, Frameless Design**

- Dual Element Offer the Capability to Use Multiple Pan Sizes
- Infinite Temperature Controls for Precision Cooking
- Heat Indicator
- 9" Heating Element With Powerful 2,500 W
- Power/Amps: 240 V, 60 Hz/30 A



NEM5066UC

LR: 7" @ 1,800 W	RR: 6" @ 1,200 W
LF: 7"/5" @ 1,700 W/700 W	RF: 9" @ 2,500 W

**NEM5066UC****30" Electric Cooktop****999 1,099****36" Knob Control, Frameless Design**

- 2 Dual Elements Offer the Capability to Use Multiple Pan Sizes
- Infinite Temperature Controls for Precision Cooking
- Heat Indicator
- 9" Heating Element With Powerful 2,500 W
- Power/Amps: 240 V, 60 Hz/40 A



NEM5666UC

LR: 7" @ 1,800 W	C: 7" @ 1,800 W	RR: 6" @ 1,200 W
LF: 7"/5" @ 1,700 W/700 W		RF: 9"/6" @ 2,500 W/1,100 W

**NEM5666UC****36" Electric Cooktop****1,049 1,199**

This price list supersedes all previous price lists. Prices listed herein do not include applicable state or local taxes.

Model Number	Description	MAP	MSRP
--------------	-------------	-----	------

## 800 Series

**30" Cooktop With Or Without Stainless Steel Frame**

- |  |  |   |
|--|--|---|
| <ul style="list-style-type: none"> <li>• PreciseSelect®</li> <li>• Front and Back Stainless Steel Frame</li> <li>• Bridge Element</li> <li>• Dual Element</li> </ul> | <ul style="list-style-type: none"> <li>• SpeedBoost®</li> <li>• Clean Lock</li> <li>• 2-Level Heat Indicator</li> <li>• ChildLock</li> <li>• Built-In Timers for Each</li> </ul> | <ul style="list-style-type: none"> <li>• Element: Doubles As General-Purpose Kitchen Timer</li> <li>• Power/Amps: 240, 60 Hz/ 40 A</li> </ul> |
|--|--|---|



NET8068SUC



NET8068UC

LR: 7" @ 1,800 W (400 W Bridge)	C: 9"/6" @ 3,600 W/1,400 W (SpeedBoost®)	
LF: 7" @ 1,800 W		RF: 6" @ 1,200 W

<b><u>NET8068SUC</u></b>	<b>30" Electric Cooktop, Black With Stainless Steel Frame</b>	<b>1,149 1,299</b>
--------------------------	---	--------------------

<b><u>NET8068UC</u></b>	<b>30" Electric Cooktop, Black, Frameless</b>	<b>1,149 1,299</b>
-------------------------	---	--------------------

**36" Cooktop With Or Without Stainless Steel Frame**

- |   |  |   |
|---|--|---|
| <ul style="list-style-type: none"> <li>• PreciseSelect®</li> <li>• Front and Back Stainless Steel Frame</li> <li>• Bridge Element</li> <li>• 2 Dual Elements</li> </ul> | <ul style="list-style-type: none"> <li>• SpeedBoost®</li> <li>• Clean Lock</li> <li>• 2-Level Heat Indicator</li> <li>• ChildLock</li> <li>• Built-In Timers for Each</li> </ul> | <ul style="list-style-type: none"> <li>• Element: Doubles As General-Purpose Kitchen Timer</li> <li>• Power/Amps: 240, 60 Hz/ 50 A</li> </ul> |
|---|--|---|



NET8668SUC



NET8668UC

LR: 7" @ 1,800 W (400 W Bridge)	C: 9"/6" @ 3,600 W/1,400 W (SpeedBoost®)	RR: 6" @ 1,200 W
LF: 7" @ 1,800 W		RF: 8"/5" @ 1,900 W/800 W

<b><u>NET8668SUC</u></b>	<b>36" Electric Cooktop, Black With Stainless Steel Frame</b>	<b>1,249 1,399</b>
--------------------------	---	--------------------

<b><u>NET8668UC</u></b>	<b>36" Electric Cooktop, Black, Frameless</b>	<b>1,249 1,399</b>
-------------------------	---	--------------------

*This price list supersedes all previous price lists. Prices listed herein do not include applicable state or local taxes.*

Model Number	Description	MAP	MSRP
--------------	-------------	-----	------

**All Bosch Gas Cooktops Include the Following Features:**

- Front Controls for Easy Operation
- Continuous Cast Iron Grates
- LP Kit Included

**500 Series**

**24" Gas Cooktop**

- 4 Burners
- 16K BTU Max
- Recessed Burner Areas
- Metal Knobs
- Automatic Re-Ignition

LR: 9,300 BTU

RR: 11,500 BTU

LF: 5,000 BTU

RF: 5,000 BTU



NGM5456UC

**NGM5456UC**

**24" Gas Cooktop, 4 Burners, Stainless Steel**

**849**

**949**

**30" Gas Cooktop**

- 4 Burners
- 16K BTU Max
- OptiSim® Burner
- Recessed Burner Areas
- Metal Knobs
- Automatic Re-Ignition

LR: 10,000 BTU

RR: 5,500 BTU

LF: 10,000 BTU

RF: 16,000 BTU



NGM5056UC

**NGM5056UC**

**30" Gas Cooktop, 4 Burners, Stainless Steel**

**849**

**949**

**36" Gas Cooktop**

- 5 Burners
- 16K BTU Max
- OptiSim® Burner
- Recessed Burner Areas
- Metal Knobs
- Automatic Re-Ignition

LR: 10,000 BTU

C: 16,000 BTU

RR: 5,500 BTU

LF: 10,000 BTU

RF: 10,000 BTU



NGM5656UC

**NGM5656UC**

**36" Gas Cooktop, 5 Burners, Stainless Steel**

**999**

**1,099**



This price list supersedes all previous price lists. Prices listed herein do not include applicable state or local taxes.

Model Number	Description	MAP	MSRP
--------------	-------------	-----	------

## 800 Series

## 30" Gas Cooktop

- 19K BTU Max
- OptiSim® Burner
- Recessed Burner Areas
- Black Stainless Metal Knobs (NGM8046UC)
- Automatic Re-Ignition
- Red LED Light Indicates Burners Are On



NGM8056UC

LR: 5,500 BTU	C: 19,000 BTU	RR: 10,000 BTU
LF: 10,000 BTU		RF: 5,500 BTU

**NGM8056UC**      **30" Gas Cooktop, 5 Burners, Stainless Steel**      **1,149 1,299**



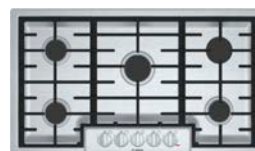
NGM8046UC

LR: 5,500 BTU	C: 19,000 BTU	RR: 9,300 BTU
LF: 9,300 BTU		RF: 5,500 BTU

**NGM8046UC**      **30" Gas Cooktop, 5 Burners, Black With Black Stainless Knobs**      **1,199 1,349**

## 36" Gas Cooktop

- 5 Burners
- 19K BTU Max
- OptiSim® Burner
- Recessed Burner Areas
- Black Stainless Metal Knobs (NGM8646UC)
- Automatic Re-Ignition
- Red LED Lights Indicate Burners Are On



NGM8656UC

LR: 10,000 BTU	C: 19,000 BTU	RR: 5,500 BTU
LF: 12,000 BTU		RF: 12,000 BTU

**NGM8656UC**      **36" Gas Cooktop, 5 Burners, Stainless Steel**      **1,249 1,399**



NGM8646UC

LR: 9,300 BTU	C: 19,000 BTU	RR: 5,500 BTU
LF: 9,300 BTU		RF: 9,300 BTU

**NGM8646UC**      **36" Gas Cooktop, 5 Burners, Black With Black Stainless Knobs**      **1,299 1,449**


This price list supersedes all previous price lists. Prices listed herein do not include applicable state or local taxes.

Model Number	Description	MAP	MSRP
--------------	-------------	-----	------

## 800 Series

## 30" Gas Cooktop

- 5 Burners
- FlameSelect® (9 Power Levels)
- Dual Flame Power Burner
- 17K BTU Max
- OptiSim® Burner
- Low Profile Stainless Steel Cooking Surface
- Stainless Steel Appearance Knobs
- Dishwasher Safe Grates
- Electronic Ignition
- Flame Failure Safety Device



NGM8057UC

LR: 6,000 BTU

LF: 3,400 BTU

C: 17,000 BTU

RR: 9,000 BTU

RF: 6,000 BTU

**NGM8057UC****30" Gas Cooktop, 5 Burners, Stainless Steel****1,399 1,549**

## 36" Gas Cooktop

- 5 Burners
- FlameSelect® (9 Power Levels)
- Dual Flame Power Burner
- 17K BTU Max
- OptiSim® Burner
- Low Profile Stainless Steel Cooking Surface
- Stainless Steel Appearance Knobs
- Dishwasher Safe Grates
- Electronic Ignition
- Flame Failure Safety Device



NGM8657UC

LR: 6,000 BTU

LF: 3,400 BTU

C: 17,000 BTU

RR: 9,000 BTU

RF: 6,000 BTU

**NGM8657UC****36" Gas Cooktop, 5 Burners, Stainless Steel****1,499 1,649**

*This price list supersedes all previous price lists. Prices listed herein do not include applicable state or local taxes.*

Model Number	Description	MAP	MSRP
--------------	-------------	-----	------

**All Bosch Gas Rangetops Include the Following Features:**

- 18K BTU Max
- OptiSim® Burner
- High Efficiency Burners
- Industrial-Style Design
- Porcelain Enameled Cooking Surface
- Large Metal Control Knobs
- Up-Front Centralized Controls
- Continuous Surface Cast Iron Grates
- Dishwasher Safe Grates
- Electronic Ignition
- Flame Supervision Device
- LP Kit Included

**800 Series**
**30" Gas Rangetop**

- 18K BTU Dual Flame Ring Burner
- Two 12K BTU Large Burners
- 5K BTU OptiSim® Simmer Burner

LR: 12,000 BTU	RR: 5,000 BTU
LF: 12,000 BTU	RF: 18,000 BTU



RGM8058UC

**NEW RGM8058UC 30" Gas Rangetop, 4 Burners, Stainless Steel 2,499 2,749**

**36" Gas Rangetop**

- Two 18K BTU Dual Flame Ring Burners
- Three 12K BTU Large Burners
- 5K BTU OptiSim® Simmer Burner

LR: 12,000 BTU	CR: 12,000 BTU	RR: 5,000 BTU
LF: 18,000 BTU	CF: 12,000 BTU	RF: 18,000 BTU



RGM8658UC

**NEW RGM8658UC 36" Gas Rangetop, 6 Burners, Stainless Steel 2,999 3,299**

This price list supersedes all previous price lists. Prices listed herein do not include applicable state or local taxes.

Model Number	Description	MAP	MSRP
--------------	-------------	-----	------

### All Bosch Benchmark Series Induction Cooktops Include the Following Features:

- FlexInduction® Can Combine Two Cooking Zones Into One Continuous Surface
- SpeedBoost®
- PotSense
- Each Element Has an Independent Countdown Timer
- PreciseSelect®
- PowerMove™
- ChildLock
- See All Pan Accessories on Page 7B-5.
- Faster Than Gas and Electric
- Easier to Clean and More Efficient

### Benchmark Series

#### 30" Induction Cooktop

- Home Connect™ (Wi-Fi Enabled)
- A 11" Heating Element Offers 3,700 W of Power
- AutoChef®
- Hood Control
- 30 A Breaker

Full Zone: 16" x 9" @  
3,300 W /  
3,600 W (SpeedBoost®)

Upper: 8" x 9" @  
2,200 W/3,600 W  
(SpeedBoost®)

Lower: 8" x 9" @  
2,200 W/3,600 W  
(SpeedBoost®)

Upper: 11" @  
2,600 W/3,700 W  
(SpeedBoost®)

Lower: 6" @  
1,400 W/2,200 W  
(SpeedBoost®)



NITP069SUC



[NITP069SUC](#)

**30" Induction Cooktop, Black  
With Stainless Steel Frame**

**2,499 2,749**

[NITP069UC](#)

**30" Induction Cooktop, Black, Frameless**

**2,499 2,749**



NITP069UC



#### 36" Induction Cooktop

- Home Connect™ (Wi-Fi Enabled)
- Dual 12" Heating Element With Powerful 3,700 W
- AutoChef®
- Hood Control
- 50 A Breaker

Full Zone: 14" x 8" @  
3,300 W /  
3,600 W  
(SpeedBoost®)

Upper: 7" x 8" @  
2,200 W/3,600 W  
(SpeedBoost®)

Lower: 7" x 8" @  
2,200 W/3,600 W  
(SpeedBoost®)

C: 12" x 9" @  
3,400 W/3,700 W  
(SpeedBoost®)  
2,200 W/3,300 W  
(SpeedBoost®)

Upper: 7" x 8" @  
2,200 W/3,600 W  
(SpeedBoost®)

Lower: 7" x 8" @  
2,200 W/3,600 W  
(SpeedBoost®)

Full Zone: 14" x 8" @  
3,300 W /  
3,600 W  
(SpeedBoost®)



NITP669SUC



[NITP669SUC](#)

**36" Induction Cooktop, Black  
With Stainless Steel Frame**

**2,999 3,299**

[NITP669UC](#)

**36" Induction Cooktop, Black, Frameless**

**2,999 3,299**



NITP669UC



This price list supersedes all previous price lists. Prices listed herein do not include applicable state or local taxes.

Model Number	Description	MAP	MSRP
--------------	-------------	-----	------

### All Bosch Benchmark Series Electric Cooktops Include the Following Features:

- AutoChef®
- PreciseSelect®
- Front and Back Stainless Steel Frame
- Keep Warm Mode
- Countdown Timer
- CountUp Timer
- Clean Lock
- 2-Level Heat Indicator
- ChildLock
- See All Pan Accessories on Page 15-4
- Power/Amps: 240, 60 Hz/40 A

### Benchmark Series

#### 30" Five Element Cooktop With AutoChef®

- 2-Zone 9" Heating Element With Powerful 3,600 W Element
- Dual Element Left Front With AutoChef®
- SpeedBoost®



NETP068SUC

LR: 6" @ 1,200 W	C: 9"/6" @ 3,600 W/1,400 W (SpeedBoost®)	RR: 6" @ 1,200 W
AutoChef® LF: 7"/5" @ 2,000 W/800 W		RF: 6" @ 1,500 W

**NETP068SUC**

**30" Electric Cooktop, Black  
With Stainless Steel Frame**

**1,299 1,449**

#### 36" Triple Ring AutoChef® Cooktop

- 3-Zone 11" Heating Element With Powerful 3,080 W Element With AutoChef®
- PowerStart®
- Bridge Element



NETP668SUC

LR: 7" @ 1,800 W (400 W Bridge)	AutoChef® C: 11"/8"/6" @ 3,080 W/2,200 W/1,050 W	RR: 6" @ 1,200 W
LF: 7" @ 1,800 W		RF: 8"/5" @ 1,900 W/800 W

**NETP668SUC**

**36" Electric Cooktop, Black  
With Stainless Steel Frame**

**1,399 1,549**

This price list supersedes all previous price lists. Prices listed herein do not include applicable state or local taxes.

Model Number	Description	MAP	MSRP
--------------	-------------	-----	------

**All Bosch Benchmark Series Gas Cooktops Include the Following Features:**

- 5 Burners
- Up-Front Centralized Controls
- LP Kit Included
- OptiSim® Burner
- Continuous Cast Iron Grates

**Benchmark Series**

**30" Gas Cooktop**

- Stainless Steel
- Dual-Stack Center Burner
- 20K BTU Max
- Recessed Burner Areas
- Metal Knobs
- Automatic Re-Ignition
- Red LED Lights Indicate Burners Are On
- See All Pan Accessories on Page 15-4.



NGMP056UC

LR: 5,500 BTU		RR: 10,000 BTU
LF: 10,000 BTU	C: 20,000 BTU	RF: 5,500 BTU

**NGMP056UC**

**30" Gas Cooktop, 5 Burners,  
Stainless Steel**

**1,449 1,599**

**30" Gas Cooktop**

- FlameSelect® (9 Power Levels)
- Dual Flame Power Burner
- 14.3K BTU Max
- Smooth Glass Cooking Surface
- Stainless Steel Appearance Knobs
- Dishwasher Safe Grates
- Electronic Ignition
- Flame Failure Safety Device
- Install Flush Or Surface Mounted



NGMP077UC

**FlameSelect**

LR: 6,000 BTU		RR: 10,300 BTU
LF: 3,400 BTU	C: 14,300 BTU	RF: 6,000 BTU

**NGMP077UC**

**30" Gas Cooktop, 5 Burners,  
Gray Tempered Glass**

**1,699 1,899**

**36" Gas Cooktop**

- Stainless Steel
- Dual-Stack Center Burner
- 20K BTU Max
- Recessed Burner Areas
- Metal Knobs
- Automatic Re-Ignition
- Red LED Lights Indicate Burners Are On
- See All Pan Accessories on Page 15-4.



NGMP656UC

LR: 10,000 BTU		RR: 5,500 BTU
LF: 12,000 BTU	C: 20,000 BTU	RF: 12,000 BTU

**NGMP656UC**

**36" Gas Cooktop, 5 Burners,  
Stainless Steel**

**1,599 1,799**

This price list supersedes all previous price lists. Prices listed herein do not include applicable state or local taxes.

Model Number	Description	MAP	MSRP
--------------	-------------	-----	------

## Benchmark Series

## 36" Gas Cooktop

- FlameSelect® (9 Power Levels)
- Dual Flame Power Burner
- 14.3K BTU Max
- Smooth Glass Cooking Surface
- Stainless Steel Appearance Knobs
- Dishwasher Safe Grates
- Electronic Ignition
- Flame Failure Safety Device
- Install Flush Or Surface Mounted



NGMP677UC

LR: 6,000 BTU

LF: 3,400 BTU

C: 14,300 BTU

RR: 10,300 BTU









RF: 6,000 BTU

[NGMP677UC](#)

**36" Gas Cooktop, 5 Burners,  
Gray Tempered Glass**

**1,849 2,049**

## Accessories for Cooktops

					Cooktops			Rangetops	
					Induction	Electric	Gas	30"	36"
	<a href="#">HEZ390210</a>	8" Pan for 6" Element	89	99	•	•	•	•	•
	<a href="#">HEZ390220</a>	9" Pan for 7" Element	99	109	•	•	•	•	•
	Stainless Steel Pan With Aluminum Core • Optimized for Cooking With AutoChef® Element • Superior Heat Distribution				•	•	•	•	•
	<a href="#">HEZ390230</a>	10" Pan for 8" and 9" Elements	119	139					
	<a href="#">HEZ27751</a>	Cooktop Control Knob Kit, Black Stainless Steel Bosch 500, 800 and Benchmark® Series, Gas Cooktops Only	119	139			• <sup>1</sup>		
	<a href="#">HEZ298107</a>	Wok Ring for FlameSelect® Gas Cooktops	69	79			• <sup>2</sup>		
	<a href="#">HEZ298102</a>	Wok Ring—Attaches to Grates	69	79			• <sup>3</sup>		
	Teppanyaki Works on Electric and Induction Cooking Surfaces • Optimized for Cooking on Induction Cooktops				•	•			
	<a href="#">HEZ390512</a>	Teppanyaki	369	409					
	Non-Stick Induction Grill Non-Stick Cast Aluminum with a Thick Ferromagnetic Base • Ideal For Grilling Meats, Seafood and Vegetables				• <sup>4</sup>				
	<a href="#">HEZ9GR37UC</a>	17" x 9" Grill Pan	249	279					

1 For Non-FlameSelect® Models Only

2 For FlameSelect® Models Only

3 36" Cooktop Only

4 FlexInduction® Models Only



## ACCESSORIES

This price list supersedes all previous price lists. Prices listed herein do not include applicable state or local taxes.





Model  
Number

Description

MAP


MSRP


### Accessories for Cooktops


				Cooktops			Rangetops	
				Induction	Electric	Gas	30"	36"
	<b>NEW</b> HEZ9GW23UC	Industrial-Style Wok Ring For 30" Gas Rangetop	69	79			•	
	<b>NEW</b> HEZ9GR41UC	Industrial-Style Griddle For 30" and 36" Gas Rangetops	179	199			•	•
	<b>NEW</b> HEZ7YZ30UC	9" Stainless Steel Low Backguard For 30" Gas Rangetop	199	219			•	
	<b>NEW</b> HEZ7YZ36UC	9" Stainless Steel Low Backguard For 36" Gas Rangetop	209	229				•

## UNDER-CABINET HOODS/ACCESSORIES

*This price list supersedes all previous price lists. Prices listed herein do not include applicable state or local taxes.*

Model Number	Description	MAP	MSRP
<b>300 Series</b>			
<b>30" &amp; 36" Under-Cabinet Hood</b>			
<ul style="list-style-type: none"> <li>5" Height</li> <li>Slim-Line Styling</li> <li>3-Speed Control</li> <li>280 CFM</li> <li>2 Incandescent Lights</li> </ul>	<ul style="list-style-type: none"> <li>Dishwasher-Safe Aluminum Mesh Filters</li> <li>Ducted Or Convertible to Non-Ducted Operation</li> <li>7" Round and 3 1/4" x 10"</li> </ul>	<ul style="list-style-type: none"> <li>Duct Transitions Included</li> <li>Horizontal Or Vertical Ducting</li> </ul>	 DUH30152UC
<a href="#"><u>DUH30152UC</u></a>	<b>30" Stainless Steel, 280 CFM Blower</b>	<b>419</b>	<b>469</b>
<a href="#"><u>DUH36152UC</u></a>	<b>36" Stainless Steel, 280 CFM Blower</b>	<b>479</b>	<b>529</b>

<b>500 Series</b>			
<b>30" &amp; 36" Under-Cabinet Hood</b>			
<ul style="list-style-type: none"> <li>5" Height</li> <li>Slim-Line Styling</li> <li>4-Speed Control</li> <li>400 CFM</li> <li>2 Halogen Lights (Not Included)</li> </ul>	<ul style="list-style-type: none"> <li>Dishwasher-Safe Aluminum Mesh Filters</li> <li>Ducted Or Convertible to Non-Ducted Operation</li> </ul>	<ul style="list-style-type: none"> <li>7" Round and 3 1/4" x 10" Duct Transitions Included</li> <li>Horizontal or Vertical Ducting</li> </ul>	 DUH30252UC
<a href="#"><u>DUH30252UC</u></a>	<b>30" Stainless Steel, 400 CFM Blower</b>	<b>519</b>	<b>599</b>
<a href="#"><u>DUH36252UC</u></a>	<b>36" Stainless Steel, 400 CFM Blower</b>	<b>579</b>	<b>649</b>

<b>800 Series</b>			
<b>30" and 36" Professional-Style Under-Cabinet Hood</b>			
<ul style="list-style-type: none"> <li>11" Height</li> <li>Professional Styling</li> <li>2-Speed Control</li> <li>600 CFM</li> </ul>	<ul style="list-style-type: none"> <li>2 Incandescent Lights</li> <li>Deep Capture Area</li> <li>Dishwasher-Safe Aluminum Mesh Filters</li> </ul>	<ul style="list-style-type: none"> <li>Adaptable for Recirculation Option (Add 4" to Height of Hood)</li> <li>Horizontal Or Vertical Ducting</li> </ul>	 DPH30652UC
<a href="#"><u>DPH30652UC</u></a>	<b>30" Stainless Steel, 600 CFM Blower</b>	<b>999</b>	<b>1,099</b>
<a href="#"><u>DPH36652UC</u></a>	<b>36" Stainless Steel, 600 CFM Blower</b>	<b>1,049</b>	<b>1,199</b>

### Accessories for Under-Cabinet Hoods

				DUH		DPH	
				30"	36"	30"	36"
	<a href="#"><u>DRZ3002UC</u></a>	Recirculation Kit/Charcoal Filter Kit,	119 139	•			
	<a href="#"><u>DRZ3602UC</u></a>	Recirculation Kit/Charcoal Filter Kit,	119 139		•		
	<a href="#"><u>DRZ3052UC</u></a>	4" High, External Recirculation Kit, (Includes Charcoal Filters)	319 359			•	
	<a href="#"><u>DRZ3652UC</u></a>	4" High, External Recirculation Kit, (Includes Charcoal Filters)	319 359				•
	<a href="#"><u>DRZ3052UC</u></a>	Replacement Charcoal Filters, 30" and 36" DPH Series	119 139			•	•

## ISLAND HOODS/ACCESSORIES

*This price list supersedes all previous price lists. Prices listed herein do not include applicable state or local taxes.*

Model Number	Description	MAP	MSRP
--------------	-------------	-----	------

### 800 Series

#### Slim Profile Box Canopy Island Hood




- 600 CFM
- Four-Speed Electronic Control With White and Red LCD Display
- Kitchen Timer
- Clean Filter Reminder
- Auto On/Heat Sensor
- Four 20 W Halogen Lights
- Three Anodized Aluminum Mesh Filters With Stainless Steel Bosch Design Covers and Metal Latch
- Vertical Ducting With 8" Round Duct
- Backdraft Damper and Transition Included
- Recirculation Kit Available As an Accessory
- Extension Kit for Ceilings 9' to 11' 6" Available As an Accessory



HIB82651UC

**HIB82651UC**      **42" Island Hood, 600 CFM**      **2,099 2,349**

#### Accessories for Island Hoods

				HIB
				42"
	<b>Island Hood Extension Kit</b> <ul style="list-style-type: none"> <li>• Fits Ceilings From 9' to 11' 6" in Height</li> <li>• Stainless Steel Flue Extensions and Inner Structure Parts Included.</li> </ul>			•
	<b><u>HCIEXT5UC</u></b>	<b>Island Hood Extension Kit</b>	<b>539 599</b>	
	<b>Box/Pyramid/Glass Canopy Chimney Hood Recirculation Kit</b>		<b>119 139</b>	•
	<b><u>HIREC5UC</u></b>	<b>Island Hood Recirculation Kit</b>	<b>109 119</b>	
				•

## CHIMNEY WALL HOODS

This price list supersedes all previous price lists. Prices listed herein do not include applicable state or local taxes.

Model Number	Description	MAP	MSRP
--------------	-------------	-----	------

### All Bosch Chimney Wall Hoods Include the Following Features:

- Kitchen Timer
- Clean Filter Reminder
- Auto On/Heat Sensor
- Anodized Aluminum Mesh Filters
- Vertical Ducting With 8" Round Duct
- Backdraft Damper and Transition Included
- Recirculation Kit Available As an Accessory
- Extension Kit for Ceilings 9'-11' 6" Available As an Accessory

### 300 Series

#### ENERGY STAR® Certified Pyramid Canopy Chimney Hood

- 300 CFM
- Three-Speed Electronic Control With White and Red LCD Display
- Two Bright LED Lights

<a href="#"><u>HCP34E52UC</u></a>	24" Pyramid Canopy Chimney Hood, 300 CFM	949	1,049
<a href="#"><u>HCP30E52UC</u></a>	30" Pyramid Canopy Chimney Hood, 300 CFM	1,049	1,199
<a href="#"><u>HCP36E52UC</u></a>	36" Pyramid Canopy Chimney Hood, 300 CFM	1,149	1,299



HCP34E52UC

### 500 Series

#### Box Canopy Chimney Hood

- 600 CFM
- Four Speed Electronic Control With White and Red LCD Display
- Two 40 W Halogen Lights

<a href="#"><u>HCB50651UC</u></a>	30" Box Canopy Chimney Hood, 600 CFM	1,399	1,549
<a href="#"><u>HCB56651UC</u></a>	36" Box Canopy Chimney Hood, 600 CFM	1,499	1,649



HCB50651UC

#### Pyramid Canopy Chimney Hood

- Home Connect™ (Wi-Fi Enabled)
- 600 CFM
- Cooktop Hood Control
- Four Speed Electronic Control With White and Red LCD Display
- Two Bright LED Lights

<a href="#"><u>HCP50652UC</u></a>	30" Pyramid Canopy Chimney Hood, 600 CFM	1,399	1,549
<a href="#"><u>HCP56652UC</u></a>	36" Pyramid Canopy Chimney Hood, 600 CFM,	1,499	1,649



HCP50652UC



### 800 Series

#### Pyramid Canopy Chimney Hood

- Black Stainless Steel Guards Against Surface Scratches And Fingerprints
- 600 CFM
- Speed Electronic Control With White and Red LCD Display
- Two 40 W Halogen Lights


<a href="#"><u>HCP80641UC</u></a>	30" Pyramid Chimney, 600 CFM, Black Stainless	1,199	1,349
<a href="#"><u>HCP86641UC</u></a>	36" Pyramid Chimney, 600 CFM, Black Stainless	1,349	1,499



HCP80641UC

## CHIMNEY WALL HOOD ACCESSORIES







This price list supersedes all previous price lists. Prices listed herein do not include applicable state or local taxes.

Model Number	Description	MAP	MSRP	
				<b>Benchmark Series</b>
<b>Glass Canopy Chimney Hood</b> <ul style="list-style-type: none"> <li>• 600 CFM</li> <li>• Four Speed Electronic Control With White and Red LCD Display</li> <li>• Clean Filter Reminder</li> <li>• Two 40 W Halogen Lights</li> <li>• Anodized Aluminum Mesh Filter With Stainless Steel Bosch Design Cover and Metal Latch</li> </ul>				
<b><u>HCG56651UC</u></b>	<b>36" Glass Canopy Chimney Hood, 600 CFM</b>	<b>1,799</b>	<b>1,999</b>	<i>HCG56651UC</i>

### Accessories for Chimney Wall Hoods

#### Chimney Wall Hood Extension Kit.

- Fits Ceilings From 9' to 11' 6" in Height
- Stainless Steel Flue Extensions and Inner Structure Parts Included

					HCB/Box	HCP/Pyramid	HCG/Glass Canopy
	<b><u>HCBEXT5UC</u></b>	<b>Box Canopy Chimney Hood Extension Kit, Stainless Steel</b>	<b>319</b>	<b>359</b>	•		
	<b><u>HCGEXT5UC</u></b>	<b>Glass Canopy Chimney Hood Extension Kit</b>	<b>319</b>	<b>359</b>			•
	<b><u>HCPEXT5UC</u></b>	<b>Pyramid Canopy Chimney Hood Extension Kit, Stainless Steel</b>	<b>319</b>	<b>359</b>			•
	<b><u>HCPEXT4UC</u></b>	<b>Pyramid Canopy Chimney Hood Extension Kit, Black Stainless Steel</b>	<b>539</b>	<b>599</b>	•	•	•
	<b><u>HCIFILTUC</u></b>	<b>Box/Pyramid/Glass Canopy Chimney Hood Filter Kit</b>	<b>119</b>	<b>139</b>	•	•	•
	<b><u>HCREC5UC</u></b>	<b>Box/Pyramid/Glass Canopy Chimney Hood Recirculation Kit</b>	<b>119</b>	<b>139</b>	•	•	•

## PULL-OUT HOOD/ACCESSORIES

*This price list supersedes all previous price lists. Prices listed herein do not include applicable state or local taxes.*

Model Number	Description	MAP	MSRP
--------------	-------------	-----	------

### 500 Series

#### Integrated Stainless Pull-Out Range Hood

- 400 CFM Intensive Speed
- Electronic Control With White LCD Display
- Kitchen Timer
- Clean Filter Reminder
- Three Fan Speeds With
- Two Bright LED Lights
- Two Anodized Aluminum Mesh Filters
- Vertical Ducting With 6" Round Duct
- Backdraft Damper and Transition Included
- Recirculation/Charcoal Kit Available As an Accessory
- 110 V UL Rated With 120 V 3-Prong Plug



HUI54452UC

**HUI54452UC**      **24" Pull-Out Hood, 400 CFM**      **769    849**

#### Integrated Stainless Pull-Out Range Hood

- 300 CFM – (30" Width) 500 CFM – (36" Width)
- Three Speed Slider Switch Control
- Two 20 W Halogen Lights
- Four Aluminum Mesh Filters
- Removable Stainless Steel Front Visor Panel That Can Be Replaced With a Custom Strip (Not Provided)
- 6" Round Duct
- Vertical and Horizontal Discharge
- 120 V Junction Box Direct Wire
- CFM Reducer Kit Available As Accessory
- Non-Duct Recirculation Kit Available As Accessory (Vent Grate Cover Included With Hood)




HUI56551UC

**HUI50351UC**      **30" Pull-Out Hood, 300 CFM, Stainless Steel**      **799    899**

**HUI56551UC**      **36" Pull-Out Hood, 500 CFM, Stainless Steel**      **849    949**

#### Accessories for Pull-Out Hoods

			HUI54452UC	HUI50351UC	HUI56551UC
	<b>Recirculation Kit/Charcoal Filter Accessory Kit</b> For HUI50351UC and HUI56551UC Models • Absorbs Odors With High Quality Heavy Duty Charcoal Filters • For Recirculation, Non-Vented Installations <b><u>HUIF06UC</u></b> <b>Non-Duct Recirculation Accessory Kit/Charcoal Filter Accessory Kit</b> <b>109    119</b>			•	•
	<b>CFM Reducer Accessory Kit</b> For HUI56551UC Model • Reduces CFM to Under 300 • Converts a 6" Round Duct to a 5" Round Duct • Check Your Local Code and Regulations for Make-Up Air Requirements <b><u>HUIRED56UC</u></b> <b>CFM Reducer Accessory Kit, Reduces CFM to Under 300 CFM</b> <b>59    69</b>				•
	<b>Recirculation/Charcoal Kit</b> for HUI54452UC – 24" Pull-Out Hood <b><u>HVREC5UC</u></b> <b>Pull-Out Hood Recirculation/Charcoal Filter Accessory Kit</b> <b>109    119</b>		•		

*This price list supersedes all previous price lists. Prices listed herein do not include applicable state or local taxes.*

Model Number	Description	MAP	MSRP
--------------	-------------	-----	------

**300 Series**

**Custom Insert Range Hood**

- 400 CFM
- Slide Control
- Two 20 W Halogen Lights
- Two Anodized Aluminum Mesh Filters
- Vertical Ducting With 6" Round Duct
- 110 V UL Rated With 120 V 3-Prong Plug



HUI31451UC

<b><u>HUI31451UC</u></b>	<b>21" Custom Insert Hood, 400 CFM</b>	<b>699</b>	<b>799</b>
--------------------------	--	------------	------------

**500 Series**

**Custom Insert Range Hood**

- Complete Integration Into Kitchen Design
- Provides Custom Hood Solutions Between 29"-30"
- Blower Included
- Vertical Ducting
- Easy to Use Controls
- Halogen Lighting
- Easy to Remove Dishwasher-Safe Filters
- 4 Speeds



DHL755BUC

<b><u>DHL755BUC</u></b>	<b>29" Custom Insert Hood, 400 CFM</b>	<b>749</b>	<b>849</b>
-------------------------	--	------------	------------

This price list supersedes all previous price lists. Prices listed herein do not include applicable state or local taxes.

Model Number	Description	MAP	MSRP
--------------	-------------	-----	------

## 800 Series

### Downdraft Ventilation

- Design Matched For Use In Combination With Bosch Cooktops
  - 12" Telescopic Chimney Rise
  - Preserves Clean Sight Lines When Not In Use
  - Stainless Steel
  - Six Possible Discharge Connections To Fit Your Kitchen Design Allowing Flexibility To Exhaust At Sides, Front, Rear Or Downward (Additional Accessories May Be Required Depending On Installation, See Manual)
  - Sleek Front Panel Conceals Mesh Filters, Giving A Timeless Aesthetic And Acts As A Splatter Guard While Cooking
  - Dishwasher-Safe Aluminum Mesh Filters
  - 3-Speed Control
- May Be Required To Complete The Installation Depending On Exhaust Direction & Blower Chosen:**
- Downdraft Transitions (HDDSTRAN6, HDDSTRAN8, HDDFTRAN6, HDDFTRAN8, HDD2RECTD, HDDSTRAN2 see page 16-8)
  - Recirculation Possible, Accessory Sold Separately (HDDREC5UC see page 16-9)
  - Gas Cooktop Seal Kit Sold Separately (Required For Installation With Gas Cooktops see page 16-9).
- Required To Complete The Installation:** Blower Options, Sold Separately
- 600 CFM Remote (DHG6023RUC), Inline (DHG6015NUC) Or Flexible Blower (DHG602DUC) Options Available



HDD86051UC

<a href="#"><b>HDD80051UC</b></a>	<b>30" Downdraft, Optional Blower</b>	<b>1,499</b>	<b>1,649</b>
<a href="#"><b>HDD86051UC</b></a>	<b>36" Downdraft, Optional Blower</b>	<b>1,549</b>	<b>1,749</b>

NOTE: Transition required and sold separately for all remote and inline blower installations.

### Accessories for Downdraft-Blowers

				HDD86051UC	HDD80051UC
	<a href="#"><b>DHG6015NUC</b></a>	<b>600 CFM Inline Blower (Transition Required: See Page 16-8) 6" Round Exhaust</b>	<b>589 649</b>	•	•
	<a href="#"><b>DHG602DUC</b></a>	<b>600 CFM Flexible Blower For HDD86051UC and HDD80051UC Bosch Downdrafts Only 8" Round Exhaust</b>	<b>629 699</b>	•	•
	<a href="#"><b>DHG6023RUC</b></a>	<b>600 CFM Remote Blower 6" Round Exhaust</b>	<b>629 699</b>	•	•
	<b>NEW</b> EXTNCB25W	<b>25-ft Remote &amp; Inline Blower Extension Cable Compatible with DHG6015NUC &amp; DHG6023RUC</b>	<b>See Thermador Price List</b>	•	•
	<b>NEW</b> EXTNSET4	<b>3-pc extension set for Inline and remote blowers; For older generation blowers when paired with new generation blowers Compatible with DHG6015NUC &amp; DHG6023RUC</b>	<b>See Thermador Price List</b>	•	•



## DOWNDRAFT ACCESSORIES

This price list supersedes all previous price lists. Prices listed herein do not include applicable state or local taxes.







Model  
Number

Description

MAP MSRP







### Accessories for Downdraft—Transitions

The Below Transitions May Be Required To Complete the Installation of HDD80051UC and HDD86051UC Depending On the Discharge Connection Chosen in Combination With the Downdraft Blower Selected (See Installation Manual) • For Use With Inline and Remote Blowers

					HDD86051UC	HDD80051UC
	<a href="#"><u>HDD2RECTD</u></a>	<b>2' Rectangular Duct</b> Rectangular Duct That Is 2' Long x 1 7/8" Deep x 19" Wide Ability to Use As an Extension to Exhaust Through A Cabinet Or Wall. To Modify Length, Duct May Be Cut. HDDSTRAN6 Or HDDSTRAN8 May Be Used to Connect HDD2RECTD To Round Ductwork HDDSTRAN2 Required to Attach Duct to Downdraft Housing	<b>89</b>	<b>99</b>	•	•
	<a href="#"><u>HDDFTRAN6</u></a>	<b>6" Round Front Plate</b> <b>Front Rough-In Plate for Front Exhaust Applications</b>	<b>79</b>	<b>89</b>	•	•
	<a href="#"><u>HDDFTRAN8</u></a>	<b>8" Round Front Plate for Downdraft</b> <b>Front Rough-In Plate for Front Exhaust Applications</b>	<b>79</b>	<b>89</b>	•	•
	<a href="#"><u>HDDSTRAN2</u></a>	<b>Transition for Rectangular Duct</b> <b>Required to Attach HDD2RECTD 2' Rectangular</b> <b>Duct to Downdraft Housing</b>	<b>69</b>	<b>79</b>	•	•
	<a href="#"><u>HDDSTRAN6</u></a>	<b>6" Side/Rear Transition</b> <b>Rectangular 1 7/8" X 19" Transition to 6" Round</b> <b>For Side and Rear Exhaust Applications</b>	<b>139</b>	<b>159</b>	•	•
	<a href="#"><u>HDDSTRAN8</u></a>	<b>8" Side/Rear Transition</b> <b>Rectangular 1 7/8" X 19" Transition to 8" Round</b> <b>For Side and Rear Exhaust Applications</b>	<b>139</b>	<b>159</b>	•	•

## DOWNDRAFT ACCESSORIES

This price list supersedes all previous price lists. Prices listed herein do not include applicable state or local taxes.

Model Number	Description	MAP	MSRP		
<b>Accessories for Downdraft</b>				HDD86051UC	HDD80051UC
<b>Downdraft Recirculation Kit</b> <ul style="list-style-type: none"> <li>Enables Non-Ducted Downdraft Installation By Allowing Filtered Air To Re-Enter The Kitchen After Passing Through A Charcoal Filter</li> <li>Includes Recirculation Module, Charcoal Filter And Metal Grill Vent Plate</li> <li>Recirculation Module Works In Wall Or Island Applications</li> <li>Mounts To Cabinet Base, Recesses Into Toe Kick/Socket Area</li> <li>Fits In Toe-Kick/Socket Heights Of 4" Or Taller</li> <li>Module And Grill Vent Plate Can Be Placed So Air Does Not Hit Feet</li> <li>Downdraft And Internal Blower Sold Separately</li> <li>To Be Used Only With Bosch Downdrafts And Blowers</li> <li>May Bypass The Need To Supply Make Up Air, Subject To Local Code</li> </ul>					
	<a href="#">HDDFILTUC</a> Charcoal Filter Replacement For Recirculation Kit For Downdraft	89	99	•	•
	<a href="#">HDDREC5UC</a> Recirculation Kit for Downdraft Replace Filters Every 3-6 Months, Depending On Usage, With HDDFILTUC	479	529	•	•
<b>Gas Cooktop Seal Kit</b> <ul style="list-style-type: none"> <li>For Use With 36" HDD86051UC And 30" HDD80051UC Downdrafts</li> <li>Required For Installation With Gas Cooktops</li> <li>Includes Trim Bracket, Seal, And 2 Metal Grills</li> </ul>					
	<a href="#">HDD0RSP</a> 30" Gas Cooktop Seal Kit for Downdraft	89	99	•	•
	<a href="#">HDD6RSP</a> 36" Gas Cooktop Seal Kit for Downdraft	89	99	•	•
	HDDTRIM30S Trim accessory for 30" downdraft	49	59		•
	HDDTRIM36S Trim accessory for 36" downdraft	49	59	•	

<b>B</b>		<b>H</b>		HDDSTRAN6.....	16-8
B09IB91NSP.....	1-5	HBE5452UC.....	11-1	HDDSTRAN8.....	16-8
B10CB80NVB.....	1-6	HBE5453UC.....	11-1	HDDTRIM30S.....	16-9
B10CB80NVW.....	1-6	HBL57M52UC.....	11-3	HDDTRIM36S.....	16-9
B10CB81NVB.....	1-6	HBL87M53UC.....	11-6	HDI8056U.....	7-4
B10CB81NVW.....	1-6	HBL5351UC.....	11-2	HDIP056U.....	8-2
B11CB50SSS.....	1-5	HBL5451UC.....	11-2	HDS8045U.....	7-2
B11CB81SSS.....	1-6	HBL5551UC.....	11-2	HDS8055U.....	7-2
B18IF900SP.....	2-3	HBL5651UC.....	11-3	HDS8645U.....	7-2
B20CS30SNS.....	1-1	HBL8443UC.....	11-4	HDS8655U.....	7-2
B21CT80SNS.....	1-2	HBL8453UC.....	11-4	HDZBS301.....	8-3
B26FT50SNS.....	1-1	HBL8463UC.....	11-4	HDZIT301.....	8-3
B30BB930SS.....	2-1	HBL8642UC.....	11-5	HEATKITB82.....	2-4
B30IB900SP.....	2-1	HBL8651UC.....	11-5	HEI8046U.....	7-3
B30IR900SP.....	2-3	HBL8661UC.....	11-5	HEI8056U.....	7-3
B36BT930NS.....	2-2	HBL8743UC.....	11-5	HEIP056U.....	8-1
B36CL80ENS.....	1-3	HBL8753UC.....	11-5	HEZ7YZ30UC.....	15-5
B36CL80SNS.....	1-3	HBLP451LUC.....	12-1	HEZ7YZ36UC.....	15-5
B36CL81ENG.....	1-3	HBLP451RUC.....	12-1	HEZ9GR37UC.....	8-3, 15-4
B36CT80SNB.....	1-2	HBLP451UC.....	12-1	HEZ9GR41UC.....	15-5
B36CT80SNS.....	1-2	HBLP651LUC.....	12-2	HEZ9GW23UC.....	15-5
B36CT81SNS.....	1-2	HBLP651RUC.....	12-2	HEZ36D153.....	12-4
B36HNDL800.....	2-4	HBLP651UC.....	12-2	HEZ36D153G.....	12-4
B36IT900NP.....	2-2	HBLP752UC.....	12-3	HEZ36D452.....	12-4
BCM8450UC.....	6-1	HBN5451UC.....	11-2	HEZ36D453.....	12-4
BFL18IF800.....	2-4	HBN5651UC.....	11-3	HEZ27751.....	15-4
BFL30IR800.....	2-4	HBN8451UC.....	11-4	HEZ298102.....	8-3, 15-4
BOHANDL50.....	2-4	HBN8651UC.....	11-5	HEZ298107.....	15-4
BORPLFTR50.....	2-4	HCB50651UC.....	16-3	HEZ390210.....	8-3, 15-4
<b>D</b>		HCB56651UC.....	16-3	HEZ390220.....	8-3, 15-4
DHG602DUC.....	16-7	HCBEXT5UC.....	16-4	HEZ390230.....	8-3, 15-4
DHG6015NUC.....	16-7	HCG56651UC.....	16-4	HEZ390512.....	15-4
DHG6023RUC.....	16-7	HCGEXT5UC.....	16-4	HEZBS301.....	8-3
DHL755BUC.....	16-6	HCIEXT5UC.....	16-2	HEZCMT3050.....	6-1
DHZ3002UC.....	16-1	HCIFILTUC.....	16-4	HEZGR301.....	8-3
DHZ3052UC.....	16-1	HCP30E52UC.....	16-3	HEZTR301.....	8-3, 12-4
DHZ3602UC.....	16-1	HCP34E52UC.....	16-3	HGI8046UC.....	7-3
DPH30652UC.....	16-1	HCP36E52UC.....	16-3	HGI8056UC.....	7-3
DPH36652UC.....	16-1	HCP50652UC.....	16-3	HGIP056UC.....	8-1
DRZ3052UC.....	16-1	HCP56652UC.....	16-3	HGS8045UC.....	7-1
DRZ3652UC.....	16-1	HCP80641UC.....	16-3	HGS8055UC.....	7-1
DUH30152UC.....	16-1	HCP86641UC.....	16-3	HGS8645UC.....	7-1
DUH30252UC.....	16-1	HCPEXT4UC.....	16-4	HGS8655UC.....	7-1
DUH36152UC.....	16-1	HCPEXT5UC.....	16-4	HGZBS301.....	8-3
DUH36252UC.....	16-1	HCREC5UC.....	16-2, 16-4	HGZIT301.....	8-3
<b>E</b>		HDD0RSP.....	16-9	HIB82651UC.....	16-2
EXTNCB25W.....	16-7	HDD2RECTD.....	16-8	III8046U.....	7-4
EXTNSET4.....	16-7	HDD6RSP.....	16-9	III8056U.....	7-4
		HDD80051UC.....	16-7	IIIP056U.....	8-2
		HDD86051UC.....	16-7	HIREC5UC.....	16-2
		HDDFILTUC.....	16-9	HMB50152UC.....	9-2
		HDDFTRAN6.....	16-8	HMB50162UC.....	9-2
		HDDFTRAN8.....	16-8	HMB57152UC.....	9-2
		HDDREC5UC.....	16-9	HMC54151UC.....	9-2
		HDDSTRAN2.....	16-8	HMC80152UC.....	9-3
				HMC80242UC.....	9-3

## INDEX

HMC80252UC .....	9-3
HMC87152UC .....	9-3
HMCP0252UC .....	12-3
HMD8053UC .....	9-3
HMD8451UC .....	9-3
HMV3053U .....	9-1
HMV5053U .....	9-1
HMV8044U .....	9-1
HMV8053U .....	9-1
HMVP053U .....	10-1
HSD5051UC .....	11-7
HSLP451UC .....	12-2
HSLP751UC .....	12-3
HUI31451UC .....	16-6
HUI50351UC .....	16-5
HUI54452UC .....	16-5
HUI56551UC .....	16-5
HUIF06UC .....	16-5
HUIRED56UC .....	16-5
HVREC5UC .....	16-5
HWD5051UC .....	11-7
HWD5751UC .....	11-7

## N

NEM5066UC .....	13-3
NEM5466UC .....	13-3
NEM5666UC .....	13-3
NET8068SUC .....	13-4
NET8068UC .....	13-4
NET8668SUC .....	13-4
NET8668UC .....	13-4
NETP068SUC .....	15-2
NETP668SUC .....	15-2
NGM5056UC .....	13-5
NGM5456UC .....	13-5
NGM5656UC .....	13-5
NGM8046UC .....	13-6
NGM8056UC .....	13-6
NGM8057UC .....	13-7
NGM8646UC .....	13-6
NGM8656UC .....	13-6
NGM8657UC .....	13-7
NGMP056UC .....	15-3
NGMP077UC .....	15-3
NGMP656UC .....	15-3
NGMP677UC .....	15-4
NIT5068UC .....	13-1
NIT5469UC .....	13-1
NIT5668UC .....	13-1
NIT8069SUC .....	13-2
NIT8069UC .....	13-2
NIT8669SUC .....	13-2
NIT8669UC .....	13-2
NITP069SUC .....	15-1
NITP069UC .....	15-1

NITP669SUC .....	15-1
NITP669UC .....	15-1

## R

RGM8058UC .....	14-1
RGM8658UC .....	14-1

## S

SGE53X52UC .....	3-6
SGE53X55UC .....	3-6
SGE53X56UC .....	3-6
SGE68X55UC .....	3-6
SGV68U53UC .....	3-6
SGX68U55UC .....	3-6
SGZ1010UC .....	4-3
SGZ1052UC .....	4-3
SGZ9091UC .....	4-3
SGZPC001UC .....	4-3
SHE3AR72UC .....	3-1
SHE3AR75UC .....	3-1
SHE3AR76UC .....	3-1
SHE88PZ65N .....	4-2
SHE89PW75N .....	4-2
SHE878ZD2N .....	
SHE878ZD5N .....	
SHE878ZD6N .....	
SHEM3AY52N .....	3-1
SHEM3AY55N .....	3-1
SHEM3AY56N .....	3-1
SHEM63W52N .....	3-2
SHEM63W55N .....	3-2
SHEM63W56N .....	3-2
SHEM78Z52N .....	3-4
SHEM78Z55N .....	3-4
SHEM78Z56N .....	3-4
SHEM78ZH5N .....	3-5
SHP87PZ55N .....	4-1
SHP88PZ55N .....	4-1
SHP878ZD2N .....	
SHP878ZD5N .....	
SHP878ZD6N .....	
SHPM65Z52N .....	3-3
SHPM65Z55N .....	3-3
SHPM65Z56N .....	3-3
SHPM78Z52N .....	3-4
SHPM78Z54N .....	3-4
SHPM78Z55N .....	3-4
SHPM78Z56N .....	3-4
SHPM88Z75N .....	3-5
SHSM63W52N .....	3-2
SHSM63W55N .....	3-2
SHSM63W56N .....	3-2
SHV88PZ53N .....	4-1
SHV88PZ63N .....	4-2

SHV89PW73N .....	4-2
SHV878ZD3N .....	
SHVM63W53N .....	3-2
SHVM78Z53N .....	3-4
SHVM88Z73N .....	3-5
SHX3AR72UC .....	3-1
SHX3AR75UC .....	3-1
SHX3AR76UC .....	3-1
SHX87PZ55N .....	4-1
SHX88PZ55N .....	4-1
SHX88PZ65N .....	4-2
SHX89PW75N .....	4-2
SHX878ZD2N .....	
SHX878ZD5N .....	
SHX878ZD6N .....	
SHXM4AY52N .....	3-1
SHXM4AY54N .....	3-1
SHXM4AY55N .....	3-1
SHXM4AY56N .....	3-1
SHXM63W55N .....	3-2
SHXM63WS5N .....	3-2
SHXM65Z55N .....	3-3
SHXM78Z52N .....	3-4
SHXM78Z54N .....	3-4
SHXM78Z55N .....	3-4
SHXM78Z56N .....	3-4
SHXM88Z75N .....	3-5
SMZ1007UC .....	4-3
SMZ4000UC .....	4-3
SMZ4026 .....	4-3
SMZ5000 .....	4-3
SMZ5002UC .....	4-3
SMZ5003 .....	4-3
SMZ5400 .....	4-3
SMZCD200UC .....	4-4
SMZEP001UC .....	4-4
SMZPC002UC .....	4-4
SMZPCJB1UC .....	4-4
SMZPCSH2UC .....	4-4
SMZSH002UC .....	4-4
SPE53U52UC .....	3-6
SPE53U55UC .....	3-6
SPE53U56UC .....	3-6
SPE68U55UC .....	3-6
SPV68U53UC .....	3-6
SPX68U55UC .....	3-6

## W

WAT28400UC .....	5-1
WAT28401UC .....	5-2
WAW285H1UC .....	5-2
WAW285H2UC .....	5-3
WMZ20600 .....	5-7
WMZPW20W .....	5-7
WTG865H3UC .....	5-6

---

WTG865H4UC .....	5-6
WTG86400UC .....	5-4
WTG86401UC .....	5-5
WTG86403UC .....	5-4
WTW87NH1UC .....	5-5
WTZ11400UC .....	5-7
WTZ20410UC .....	5-7
WTZPA20UC .....	5-7
WTZPW20D .....	5-7

## **Bosch Home Appliances**

North America Corporate Office

1.800.944.2904

[www.bosch-home.com/us](http://www.bosch-home.com/us)



**BOSCH**  
Invented for life

©2020 BSH Home Appliances Corporation. All rights reserved. Bosch is a registered trademark of Robert Bosch GmbH.

All information presented herein is based on data available at the time of printing and is subject to change without notice.

For immediate installation dimensions by fax, use your handset and call 1.775.833.3600. Use Code #8317 for a directory of Bosch products.