



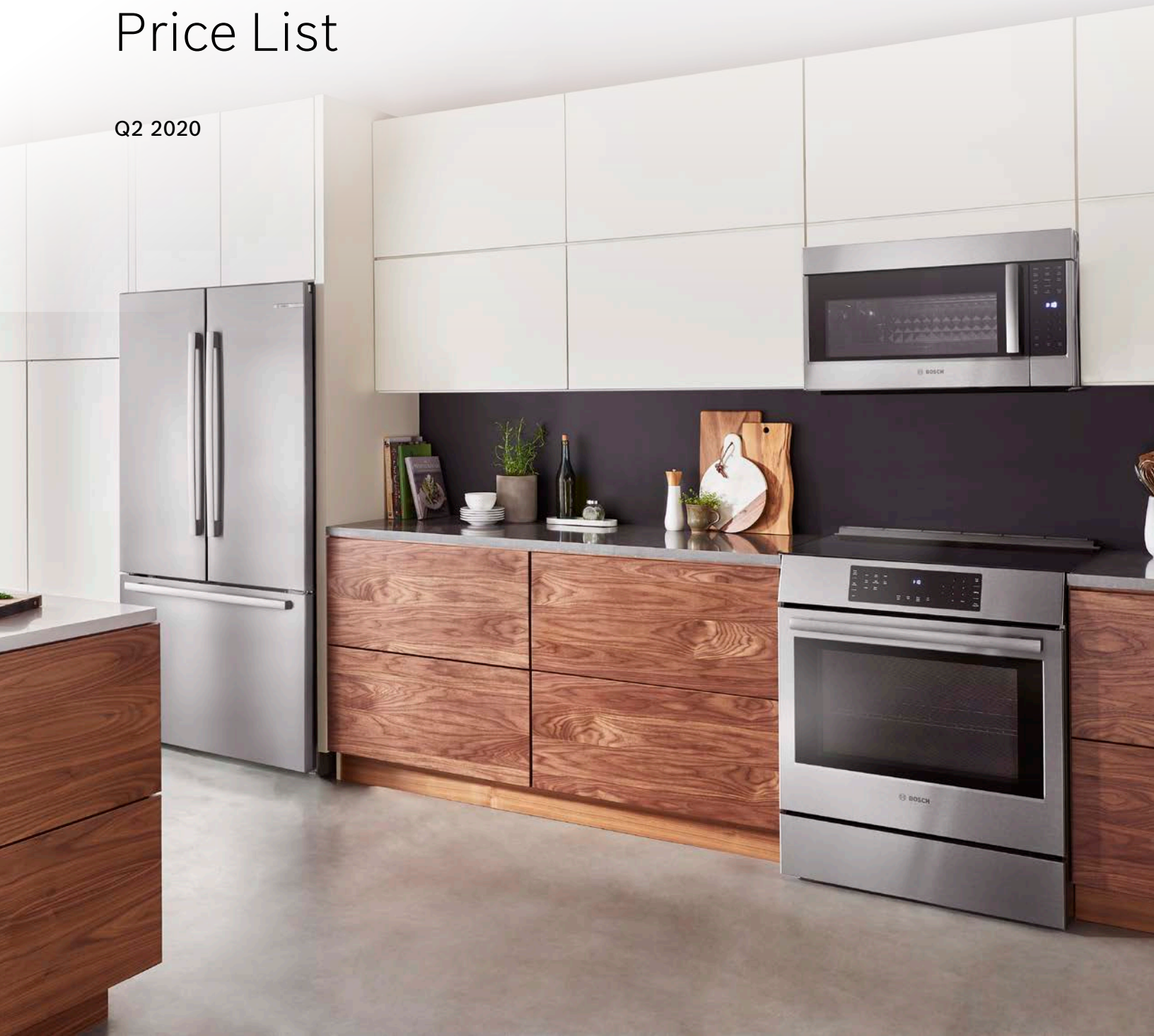
BOSCH

Invented for life



Mainline & Benchmark Consumer Price List

Q2 2020



PRICE LIST

Consumer



BOSCH

EFFECTIVE

Q2 2020

TABLE OF CONTENTS

| | | | |
|--|-------------|--------------------------------------|-------------|
| REFRIGERATION | 1-1 | MAINLINE OVENS | 11-1 |
| French Door Refrigerator | 1-1 | Built-in Ovens | 11-1 |
| French Door Refrigerator /Side-By-Side.... | 1-3 | Built-in Warming Drawers | 11-7 |
| Bottom Freezer | 1-4 | | |
| BENCHMARK REFRIGERATION | 2-1 | BENCHMARK OVENS | 12-1 |
| Built-In Bottom Freezer..... | 2-1 | Built-In Ovens | 12-1 |
| Built-In French Door Bottom Freezer | 2-2 | Built-In Steam Convection Ovens..... | 12-2 |
| Built-in Single Door | 2-3 | Built-in Combination Ovens | 12-3 |
| Accessories..... | 2-4 | Built-In Speed Oven..... | 12-3 |
| | | Accessories | 12-4 |
| MAINLINE DISHWASHERS | 3-1 | MAINLINE COOKTOPS | 13-1 |
| Dishwashers | 3-1 | Induction | 13-1 |
| Special Application/ADA Dishwashers | 3-6 | Electric | 13-3 |
| | | Gas | 13-5 |
| BENCHMARK DISHWASHERS | 4-1 | RANGETOPS | 14-1 |
| Accessories..... | 4-3 | Rangetops..... | 14-1 |
| LAUNDRY | 5-1 | BENCHMARK COOKTOPS | 15-1 |
| Washers | 5-1 | Induction | 15-1 |
| Dryers | 5-3 | Electric | 15-2 |
| Accessories..... | 5-5 | Gas | 15-3 |
| | | Accessories | 15-4 |
| COFFEE MACHINE | 6-1 | MAINLINE VENTILATION | 16-1 |
| Built-in | 6-1 | Under-Cabinet Hoods/Accessories..... | 16-1 |
| | | Island Hoods/Accessories..... | 16-2 |
| MAINLINE RANGES | 7-1 | Chimney Wall Hoods..... | 16-3 |
| Freestanding Ranges..... | 7-1 | Chimney Wall Hood Accessories..... | 16-4 |
| Slide-in Ranges..... | 7-3 | Pull-Out Hood/Accessories | 16-5 |
| | | Custom Insert..... | 16-6 |
| BENCHMARK RANGES | 8-1 | Downdraft/Accessories..... | 16-7 |
| Slide-In Ranges | 8-1 | Index..... | 17-1 |
| Accessories..... | 8-3 | | |
| | | | |
| MICROWAVES | 9-1 | INDEX | 17-1 |
| Over-the-Range Microwave Ovens..... | 9-1 | | |
| Built-in Microwave Ovens..... | 9-2 | | |
| | | | |
| BENCHMARK MICROWAVES | 10-1 | | |
| Over-the-Range Microwave Oven..... | 10-1 | | |

FRENCH DOOR REFRIGERATOR

This price list supersedes all previous price lists. Prices listed herein do not include applicable state or local taxes.

| Model Number | Description | MAP | MSRP |
|--------------|-------------|-----|------|
|--------------|-------------|-----|------|

All Bosch 800 Series Freestanding French Door Refrigerators Include the Following Features:

- SuperCool/SuperFreeze®
- Hidden Hinges
- Door Alarm
- Covered Dairy Bin

300 Series

36" Side-by-Side—Stainless Steel

- 20.2 cu.ft.
- Counter Depth
- Energy Star® Qualified
- Fingerprint Resistant Stainless Steel
- MultiAirFlow™ Circulation System
- SoftClose® Doors
- MultiBox Storage Drawers
- Easy Access Glass Shelf
- LED Lighting
- SuperCool/SuperFreeze®
- Transparent Storage
- Dispenser Control Lock
- Tempered Glass Shelves
- Gallon Door Storage Bins
- Hidden Hinges
- Door Alarm
- Egg Tray

B20CS30SNS

Stainless Steel

2,199 2,449



B20CS30SNS



800 Series

36" Freestanding Standard-Depth French Door Refrigerator—Stainless Steel

- 25 cu.ft.
- Standard Depth
- ENERGY STAR® Qualified
- Fingerprint Resistant Stainless Steel
- Crisper Drawers
- Storable Partial Shelf
- MultiAirFlow™ Circulation System
- Updated Handle Design
- All-Level LED Lighting
- Full Size Deli Drawer
- Frameless Exterior Ice and Water Dispenser Featuring SteelTouch® Controls
- Quick Ice
- Transparent Storage
- Dispenser Control Lock
- Hide-Away Water Filter
- Spill-Proof Tempered Glass Shelves
- Adjustable Split Glass Shelving
- Gallon Door Storage Bins
- Bottle Holder

B26FT50SNS

Stainless Steel

2,799 3,099



B26FT50SNS



FRENCH DOOR REFRIGERATOR

This price list supersedes all previous price lists. Prices listed herein do not include applicable state or local taxes.

| Model Number | Description | MAP | MSRP |
|--------------|-------------|-----|------|
|--------------|-------------|-----|------|

800 Series

36" Freestanding Counter-Depth French Door Refrigerator

- | | | |
|---|---|--|
| <ul style="list-style-type: none"> • 20.7 cu.ft. • Counter Depth • 69" Height • Easy to Clean Stainless Steel • Retractable Half Shelf • Dual Cycle & Dual Air-Cooled System • Retractable Half Shelf • Full-Width Chiller Drawer | <ul style="list-style-type: none"> • Humidity-Controlled Crisper Drawers • True Flat Door • Assisted Freezer Drawer Closing • Reduced-Energy Output Eco Mode • LED Lighting • Metal Rail Drawer Extraction System | <ul style="list-style-type: none"> • Adjustable Tempered Glass Shelving • Clear Gallon Door Storage Bins • Ultraclarity® Water Filter • Ice Scoop • Toe Kick Trim Cover • Door Alarm |
|---|---|--|



B21CT80SNS

B21CT80SNS

Stainless Steel

2,999 3,299

36" Freestanding Counter-Depth French Door Refrigerator—Stainless Steel

- | | | |
|---|---|---|
| <ul style="list-style-type: none"> • Home Connect™ Features • 20.8 cu.ft. • True Counter Depth • 72" Height • Dual Compressor and Dual Evaporator • Easy to Clean Stainless Steel • MultiAirFlow® • Built-In Look | <ul style="list-style-type: none"> • Automatic VitaFreshPro™ • Dual Temperature and Humidity Controlled Crisper Drawers (individual) • Dual Activated Internal Water Dispenser • FlexBar™ With Shelving Accessories • Freezer With Three-Tiered Shelving | <ul style="list-style-type: none"> • Full-Width Chiller Drawer • SoftClose® Freezer • Ice Maker • ENERGY STAR® Certified • LED Lighting • Adjustable Tempered Glass Shelving • Gallon Door Storage Bins • Ice Scoop |
|---|---|---|



B36CT80SNS



B36CT80SNB



B36CT81SNS



B36CT80SNS

Stainless Steel, Bar Handle

3,099 3,449

B36CT80SNB

Black Stainless Steel, Bar Handle

3,199 3,549

B36CT81SNS

Stainless Steel, Pro Handle

3,499 3,849

FRENCH DOOR REFRIGERATOR /SIDE-BY-SIDE

This price list supersedes all previous price lists. Prices listed herein do not include applicable state or local taxes.

| Model Number | Description | MAP | MSRP |
|--------------|-------------|-----|------|
|--------------|-------------|-----|------|

800 Series

36" Freestanding Counter-Depth French Door Refrigerator—Stainless Steel

- Home Connect™ Features
- 20.5 cu.ft.
- True Counter Depth
- 72" Height
- Dual Compressor and Dual Evaporator
- Easy-To-Clean Stainless Steel
- MultiAirFlow®
- Built-In Look
- Automatic VitaFreshPro™
- Dual Temperature and Humidity Controlled Crisper Drawers
- Dual Activated Internal Water Dispenser
- FlexBar™ With Shelving Accessories
- Freezer With Three-Tiered Shelving
- Full-Width Chiller Drawer
- SoftClose® Drawer Closing
- Ice Maker
- ENERGY STAR® Certified
- LED Lighting
- Adjustable Tempered Glass Shelving
- Gallon Door Storage Bins
- Ice Scoop



B36CL80SNS



B36CL80ENS

B36CL80SNS

Stainless Steel, Bar Handle

3,299 3,649

B36CL80ENS

Stainless Steel, Recessed Handle

3,399 3,749



BOTTOM FREEZER

This price list supersedes all previous price lists. Prices listed herein do not include applicable state or local taxes.

| Model Number | Description | MAP | MSRP |
|--------------|-------------|-----|------|
|--------------|-------------|-----|------|

All Bosch Freestanding Counter-Depth Two Door Bottom Freezer Refrigerators Include the Following Features:

- | | | |
|--|---|--|
| <ul style="list-style-type: none"> Counter Depth Reversible Doors Wine Rack | <ul style="list-style-type: none"> MultiAirFlow™ System Spill-Proof Glass Shelves Removable Freezer Bins | <ul style="list-style-type: none"> CoolPaks Door Alarm ENERGY STAR® Certified |
|--|---|--|

500 Series

24" Freestanding Counter-Depth Two Door Bottom Freezer Refrigerator—Stainless Steel Door

- | | | |
|--|---|--|
| <ul style="list-style-type: none"> 11 cu.ft. 24"x79" European Style Hidden Hinges | <ul style="list-style-type: none"> SuperCool/SuperFreeze® AirFresh Filter® Sidewall LED Lighting | <ul style="list-style-type: none"> HydroFresh Humidity-Controlled Crisper Telescopic Drawers |
|--|---|--|

B11CB50SSS

Stainless Steel

2,599 2,899



B11CB50SSS



800 Series

24" Built-in Two Door Bottom Freezer Refrigerator—Custom Panel

- | | | |
|--|---|---|
| <ul style="list-style-type: none"> Home Connect™ Features 8.4 cu.ft. VitaFreshPro—Temperature and humidity controlled drawer Installs True Flush | <ul style="list-style-type: none"> Dual Evaporators Recessed LED Theater Lighting Garage Shelving Full Width Shelving Full Extension Drawers | <ul style="list-style-type: none"> OptiFlex® Hinge Electronic Controls SuperCool/SuperFreeze® Sabbath/Economy/Vacation Mode |
|--|---|---|

NEW B09IB91NSP

24" Bottom-Freezer, Custom Panel

2,399 2,649

Available Q2



B09IB91NSP



This price list supersedes all previous price lists. Prices listed herein do not include applicable state or local taxes.

| Model Number | Description | MAP | MSRP |
|--------------|-------------|-----|------|
|--------------|-------------|-----|------|

800 Series

24" Freestanding Counter-Depth Two Door Bottom Freezer Refrigerator

- 10 cu.ft.
- 24" x 73" European Style
- Tempered Glass Refrigerator/Freezer Door
- HydroFresh Humidity-Controlled Crisper
- LED Bright Lighting
- Ice Trays



B10CB80NVB

B10CB80NVW



| | | | |
|--------------------------|-------------------------|--------------|--------------|
| <u>B10CB80NVB</u> | Black Glass Door | 2,699 | 2,999 |
| <u>B10CB80NVW</u> | White Glass Door | 2,699 | 2,999 |

24" Freestanding Counter-Depth Two Door Bottom Freezer Refrigerator—Stainless Steel

- 11 cu.ft.
- 24"x79" European Style
- Hidden Hinges
- SuperCool/SuperFreeze®
- AirFresh Filter®
- Sidewall LED Lighting
- HydroFresh Humidity-Controlled Crisper
- Telescopic Drawers
- Internal Ice Maker



B11CB81SSS



| | | | |
|--------------------------|---|--------------|--------------|
| <u>B11CB81SSS</u> | Stainless Steel, With Internal Ice Maker | 2,799 | 3,099 |
|--------------------------|---|--------------|--------------|

BUILT-IN BOTTOM FREEZER

This price list supersedes all previous price lists. Prices listed herein do not include applicable state or local taxes.

| Model Number | Description | MAP | MSRP |
|--------------|-------------|-----|------|
|--------------|-------------|-----|------|

All Bosch Benchmark Series Built-In Refrigerators Include the Following Features:

- Home Connect™ Capability
- Sidewall LED Theater Lighting
- OptiFlex® Hinge
- Carbon Air Filter
- SuperCool/SuperFreeze™
- Sabbath/Economy/Vacation Mode
- ENERGY STAR® Certified
- New Interior Design

Benchmark Series

30" Built-in Two Door Bottom Freezer Refrigerator—Custom Panel

- Home Connect™ Features
- 16.0 cu.ft.
- Tall Door Built-in Refrigeration
- Installs True Flush
- Dual Compressor and Evaporator
- Full Width Shelving
- Full Extension Drawers
- Temperature Controlled Deli Drawer
- Internal Ice Maker
- Water Filter
- TFT Controls
- Gallon Door Bins

B30IB900SP

30" Bottom-Freezer, Custom Panel

6,199 6,849



B30IB900SP



30" Built-in Two Door Bottom Freezer Refrigerator—Stainless Steel Panel

- Home Connect™ Features
- 16.0 cu.ft.
- Installs True Flush Or Framed
- Dual Compressor and Evaporator
- Full Width Shelving
- Full Extension Drawers
- Temperature Controlled Drawer
- Internal Ice Maker
- Water Filter
- Electronic Controls
- Gallon Door Bins

Pre-Assembled Package Includes: Flat Stainless Panels • Bosch Handles

B30BB930SS

30" Bottom-Freezer, Stainless Steel

7,499 8,249



B30BB930SS



BUILT-IN FRENCH DOOR BOTTOM FREEZER

This price list supersedes all previous price lists. Prices listed herein do not include applicable state or local taxes.

| Model Number | Description | MAP | MSRP |
|--------------|-------------|-----|------|
|--------------|-------------|-----|------|

Benchmark Series

36" Fully-Integrated French Door Bottom Freezer Refrigerator—Custom Panel

- | | | |
|---------------------------------|---------------------------------|----------------------|
| • Home Connect™ Features | • Evaporator | • Internal Ice Maker |
| • 19.5 cu.ft. | • Full Width Shelving | • Water Filter |
| • Installs True Flush Or Framed | • Full Extension Drawers | • TFT Controls |
| • Dual Compressor and | • Temperature Controlled Drawer | • Gallon Door Bins |

| | | | |
|--------------------------|---|--------------|--------------|
| <u>B36IT900NP</u> | 36" French Door Bottom-Freezer, Custom Panel | 7,099 | 7,849 |
|--------------------------|---|--------------|--------------|

| | | | |
|--------------------------|--|--------------|--------------|
| <u>B36BT930NS</u> | 36" French Door Bottom-Freezer, Stainless Steel | 8,299 | 9,149 |
|--------------------------|--|--------------|--------------|



B36IT900NP



B36BT930NS



This price list supersedes all previous price lists. Prices listed herein do not include applicable state or local taxes.

| Model Number | Description | MAP | MSRP |
|--------------|-------------|-----|------|
|--------------|-------------|-----|------|

Benchmark Series

18" Built-In Single Door Freezer—Custom Panel

- Home Connect™ Features
- 8.6 cu.ft.
- Installs True Flush Or Framed
- Internal Ice Maker
- Water Filter
- TFT Controls

B18IF900SP **18" Freezer, Custom Panel Single Door** **4,599 5,099**



B18IF900SP



30" Built-in Single Door Refrigerator—Custom Panel

- Home Connect™ Features
- 17.2 cu.ft.
- Tall Door Built-in Freezer
- Installs True Flush Or Framed
- VitaFresh System
- Full Width Shelving
- Full Extension Drawers
- OptiFlex® Hinge
- TFT Controls
- Gallon Door Bins

B30IR900SP **30" Freezer, Custom Panel Single Door** **5,599 6,199**









B30IR900SP



This price list supersedes all previous price lists. Prices listed herein do not include applicable state or local taxes.

| Model Number | Description | MAP | MSRP |
|--------------|-------------|-----|------|
|--------------|-------------|-----|------|

Accessories for Refrigeration

| Model Number | Description | MAP | MSRP | Mainline | | | | | | | Benchmark | | | | | | |
|---|---|------------|------------|------------|------------|------------|------------|------------|------------|------------|-----------|------------|-----------|------------|------------|------------|------------|
| | | | | B26FT50SNS | B21CT80SNS | B21CT80SNB | B20CS30SNS | B21CL80SNS | B21CL81SNS | B20CS30SNS | B36CT8_SN | B36CL80_NS | B36CD50SN | B30IB900SP | B30BB930SS | B36IT900NP | B36BT930NS |
|  | <u>BORPLFTR10</u> Replacement Water Filter | 49 | 59 | • | • | • | • | | | | | • | • | • | • | • | |
|  | BORPLFTR50 UltraClarityPro™ Water Filter | 46 | 59 | | | | | | | | | • | • | • | | | |
|  | <u>BOHANDL50</u> Pro Handle Accessory Kit Kit Includes 2 Handles for Refrigerator, 1 Handle for Freezer, Hardware and Tool Necessary for Installation | 299 | 329 | | • | | | | | | | | | | | | |
|  | <u>BFL18IF800</u> 18" Stainless Steel Flat Panel Freezer Door | 450 | 499 | | | | | | | | | | | | | | • |
|  | <u>BFL30IR800</u> 30" Stainless Steel Flat Panel Freezer Door | 550 | 649 | | | | | | | | | | | | | | • |
|  | <u>B36HNDL800</u> 36" Handle for Single Door | 100 | 109 | | | | | | | | | | | | | | • • |
| | HEATKITB82 Heater Kit | 399 | 439 | | | | | | | | | • | • | • | • | • | • |

Please make sure to order HEATKITB82 when installation is less than 6" apart but not connected, or for nontraditional side-by-side combinations without freezer column. A HEATKITB82 is recommended for use with any installation in areas that are subject to extreme humidity.

DISHWASHERS

This price list supersedes all previous price lists. Prices listed herein do not include applicable state or local taxes.

| Model Number | Description | MAP | MSRP |
|--------------|-------------|-----|------|
|--------------|-------------|-----|------|

All Bosch 100 Series Dishwashers Include the Following Features:

Quality

- Anti-Finger Print Stainless Steel
- Stainless Steel Tub With Polypropylene
- 24/7 Overflow Protection

Efficiency

- 269 kWh/year

Performance

- Up to Six Wash Cycles Including: Heavy, Auto, Normal, Speed 60 and Rinse & Hold
- Up to Five Performance Enhancing Options Including: Sanitize

100 Series

Quietness

- 50 dBA

Design

- Standard Button Controls

Racks

- 14-Place Setting Capacity
- Utility Rack
- Manual Adjusting Upper Rack
- 2 Lower Rack Flip Tines
- Long Silverware Basket

Performance

- Additional Wash Cycles: Delicate, Express
- Additional Options: Delay Start



SHEM3AY55N

[SHEM3AY52N](#)

Recessed Handle, White

499 549

[SHEM3AY55N](#)

Recessed Handle, Stainless Steel With Silver Fascia

599 699

[SHEM3AY56N](#)

Recessed Handle, Black

499 549

Quietness

- 50 dBA

Design

- **Electronic Scrolling Controls**

Racks

- 14-Place Setting Capacity
- Manual Adjusting Upper Rack
- 2 Lower Rack Flip Tines
- Long Silverware Basket

Performance

- Additional Wash Cycles: Delicate, Express
- Additional Options: 3/6/9 H Delay Start



SHE3AR75UC



SHX3AR75UC

[SHE3AR72UC](#)

Recessed Handle, White

499 549

[SHE3AR75UC](#)

Recessed Handle, Stainless Steel With Silver Fascia

599 699

[SHE3AR76UC](#)

Recessed Handle, Black

499 549

[SHX3AR72UC](#)

Bar Handle, White

599 699

[SHX3AR75UC](#)

Bar Handle, Stainless Steel

699 799

[SHX3AR76UC](#)

Bar Handle, Black

599 699

Quietness

- **48 dBA**
- **InfoLight®**

Design

- **Electronic Controls**
- **Time Remaining Display**

Racks

- **15-Place Setting Capacity**
- **Standard 3rd Rack**
- **3 Step RackMatic®**
- **Upper & Lower Rack Flip Tines**
- Silverware Basket

Performance

- Additional Wash Cycles: **Speed 60**
- Additional Options: 24 H Delay Start, and **Extra Dry**



SHXM4AY55N



SHXM4AY54N

[SHXM4AY52N](#)

Bar Handle, White

699 799

[SHXM4AY54N](#)

Bar Handle, Black Stainless Steel

849 949

[SHXM4AY55N](#)

Bar Handle, Stainless Steel

749 849

[SHXM4AY56N](#)

Bar Handle, Black

699 799



DISHWASHERS

This price list supersedes all previous price lists. Prices listed herein do not include applicable state or local taxes.

| Model Number | Description | MAP | MSRP |
|--------------|-------------|-----|------|
|--------------|-------------|-----|------|

All Bosch 300 Series Dishwashers Include the Following Features:

Quietness

- 44 dBA
- InfoLight®
- Time remaining Display

Design

- Electronic Controls

Racks

- 16 place setting capacity
- Standard 3rd Rack
- 3 Step RackMatic®
- FlexSpace™ Tines
- 1 Flip Tine Upper Rack

Quality

- Deeper Full Stainless Steel Tub
- 24/7 AquaStop®
- Easily Accessible 3-Stage Filtration System

Efficiency

- 269 kWh/yr







Performance

- Five Wash Cycles: Auto Wash, Heavy, Normal Wash, Speed60, Rinse & Hold
- Four Options: Sanitize, **Extra Dry**, **24H Delay Start**, **Half Load**

300 Series

Racks

- Long Silverware Basket

| Model Number | Description | MAP | MSRP | Image |
|-----------------------------|---|-------|-------|---|
| SHEM63W52N* | Recessed Handle, White | 799 | 899 |  SHEM63W55N |
| SHEM63W55N* | Recessed Handle, Stainless Steel | 849 | 949 |  SHSM63W55N |
| SHEM63W56N* | Recessed Handle, Black | 799 | 899 |  SHSM63W55N |
| SHSM63W52N | Scoop Handle, White | 799 | 899 |  SHXM63W55N |
| SHSM63W55N | Scoop Handle, Stainless Steel | 849 | 949 |  SHXM63WS5N |
| SHSM63W56N | Scoop Handle, Black | 799 | 899 |  SHVM63W53N |
| SHXM63W55N | Bar Handle, Stainless Steel | 899 | 999 | |
| SHXM63WS5N | Bar Handle, Stainless Steel, Touch Controls, Water Softener | 1,149 | 1,299 | |
| SHVM63W53N | Fully Integrated – Requires Custom Panel | 899 | 999 | |

* No InfoLight®



This price list supersedes all previous price lists. Prices listed herein do not include applicable state or local taxes.

| Model Number | Description | MAP | MSRP |
|--------------|-------------|-----|------|
|--------------|-------------|-----|------|

All Bosch 500 Series Dishwashers Include the Following Features:

Quietness

- 44 dBA
- InfoLight®

Design

- **Pocket Handle Design**
- Electronic Controls
- Time remaining Display

Racks

- 16 Place Setting Capacity
- **Flexible 3rd Rack**
- 3 Step RackMatic®
- FlexSpace™ Tines
- **2 Flip Tines Upper Rack**

Quality

- Full Stainless Steel Tub
- 24/7 AquaStop®
- Easily Accessible 3-Stage Filtration System
- **EasyGlide™ Upper Rack**

Efficiency

- 269 kWh/yr

Performance

- Five Wash Cycles: Heavy, Auto Wash, Normal Wash, Speed60, Rinse & Hold
- Four Options: Sanitize, 24H Delay Start, Half Load, **AutoAir™**

Introducing AutoAir™—a new drying technology that automatically opens the door at the end of the drying cycle to let fresh air circulate for drier dishes. Available on all New 500 Series models.

500 Series

Racks

- Long Silverware Basket

Performance

- Additional Options:
Delicate



SHPM65Z55N



SHXM65Z55N

| | | | |
|-----------------------------------|---------------------------------------|--------------|--------------|
| <u>SHPM65Z52N</u> | Pocket Handle, White | 999 | 1,099 |
| <u>SHPM65Z55N</u> | Pocket Handle, Stainless Steel | 999 | 1,099 |
| <u>SHPM65Z56N</u> | Pocket Handle, Black | 999 | 1,099 |
| <u>SHXM65Z55N</u> | Bar Handle, Stainless Steel | 1,049 | 1,199 |



This price list supersedes all previous price lists. Prices listed herein do not include applicable state or local taxes.

| Model Number | Description | MAP | MSRP |
|--------------|-------------|-----|------|
|--------------|-------------|-----|------|

All Bosch 800 Series Dishwashers Include the Following Features:

Quiet Operation:

- **Multiple layers of sound-absorbing insulation**
- **EcoSilence™ dual brushless motor system**
- **Solid molded base* to absorb noise while minimizing vibration**

Design:

- **Integrated control system**
- **Flush installation with full size tub**
- **Self-latching door**
- **Touch Controls**
- InfoLight® Except for Front Control Models
- Time Remaining Display

Racks:

- 16 Place Setting Capacity
- 3 Step RackMatic®
- FlexSpace™ Tines
- 2 Flip Tines Upper Rack

Quality:

- Full Stainless Steel Tub
- 24/7 AquaStop® Leak Protection System
- Easily Accessible 3-Stage Filtration System
- EasyGlide™ Upper Rack
- **Concealed water heating element**
- **Quick installation kit included**
- **ENERGY STAR® certified**

Efficiency:

- 269 KWh/yr

Performance:

- **Six Wash Cycles:** Heavy, Auto Wash, **Eco**, Normal Wash, Speed60, Rinse & Hold
- **Five Options:** Sanitize, **Delicate**, 24H Delay Start, Half Load, **CrystalDry™**

Introducing CrystalDry™—a patented drying technology that transforms moisture into heat to get dishes, including plastics, 60% drier. Available on all New 800 Series models.

*Based on aggregate average drying performance of Bosch Dishwashers with CrystalDry™ on combined household load including plastics, glass, steel, and porcelain as compared to Bosch Dishwashers with PureDry™. Drying performance may vary by dish type.

800 Series

Quietness

- **42 dBA**
- InfoLight®

Racks

- Flexible 3rd Rack
- **Long Silverware Basket**

| | | | |
|------------------------------------|---|--------------|--------------|
| <u>SHEM78Z52N*</u> | Recessed Handle, White | 1,149 | 1,299 |
| <u>SHEM78Z55N*</u> | Recessed Handle, Stainless Steel | 1,149 | 1,299 |
| <u>SHEM78Z56N*</u> | Recessed Handle, Black | 1,149 | 1,299 |
| <u>SHPM78Z52N</u> | Pocket Handle, White | 1,149 | 1,299 |
| <u>SHPM78Z54N</u> | Pocket Handle, Black Stainless Steel | 1,199 | 1,349 |
| <u>SHPM78Z55N</u> | Pocket Handle, Stainless Steel | 1,149 | 1,299 |
| <u>SHPM78Z56N</u> | Pocket Handle, Black | 1,149 | 1,299 |
| <u>SHXM78Z52N</u> | Bar Handle, White | 1,199 | 1,349 |
| <u>SHXM78Z54N</u> | Bar Handle, Black Stainless Steel | 1,249 | 1,399 |
| <u>SHXM78Z55N</u> | Bar Handle, Stainless Steel | 1,199 | 1,349 |
| <u>SHXM78Z56N</u> | Bar Handle, Black | 1,199 | 1,349 |
| <u>SHVM78Z53N</u> | Fully Integrated – Requires Custom Panel | 1,199 | 1,349 |



SHEM78Z55N



SHPM78Z54N



SHPM78Z55N



SHXM78Z54N



SHXM78Z55N








SHVM78Z53N

* No InfoLight®



DISHWASHERS

This price list supersedes all previous price lists. Prices listed herein do not include applicable state or local taxes.

| Model Number | Description | MAP | MSRP |
|--|---|--|---|
| 800 Series | | | |
| <p><i>Quietness:</i></p> <ul style="list-style-type: none"> • 40 dBA • InfoLight® | <p><i>Racks:</i></p> <ul style="list-style-type: none"> • MyWay™ 3rd Rack • 2 Flip Tines Lower Rack • Long Silverware Basket | <p><i>Performance:</i></p> <ul style="list-style-type: none"> • Additional Options: Eco |  <p>SHPM88Z75N</p>  <p>SHXM88Z75N</p>  <p>SHVM88Z73N</p> |
| SHPM88Z75N | Pocket Handle, Stainless Steel | 1,399 | 1,549 |
| SHXM88Z75N | Bar Handle, Stainless Steel | 1,399 | 1,549 |
| SHVM88Z73N | Fully Integrated – Requires Custom Panel | 1,399 | 1,549 |
| <p><i>Quietness</i></p> <ul style="list-style-type: none"> • 42 dBA | <p><i>Racks</i></p> <ul style="list-style-type: none"> • Flexible 3rd Rack • Long Silverware Basket | <p><i>Performance</i></p> <ul style="list-style-type: none"> • Home Connect™ allows you to remotely monitor and Control with Wi-Fi Connectivity • Additional Options: Remote Start |  <p>SHEM78ZH5N</p>  |
| SHEM78ZH5N | Recessed Handle, Stainless Steel | 1,499 | 1,649 |

* No InfoLight®



SPECIAL APPLICATION/ADA DISHWASHERS

This price list supersedes all previous price lists. Prices listed herein do not include applicable state or local taxes.

| Model Number | Description | MAP | MSRP |
|--------------|-------------|-----|------|
|--------------|-------------|-----|------|

All Bosch ADA Dishwashers Include the Following Features:

Design

- Time Remaining Display
- ADA Compliant Height (32" Tall)

Racks

- RackMatic®
- Flexible Silverware Basket

Quality

- Full Stainless Steel Tub
- 24/7 AquaStop® Plus
- Easily Accessible 3-Stage Filtration System
- Water Softener
- Made in Germany

Efficiency

- 259 kWh/yr

Performance

- Four Wash Cycles: Heavy, Auto, Normal, Rinse & Hold
- Three Options: Delicate, Sanitize, 24H Delay Start
- Extra Tall Item Sprinkler

300 Series EuroTub/ADA 18" and 24"

Quietness

- 46 dBA

Racks

- **9 (18" Width)/
14 (24" Width)
Place Setting Capacity**

Performance

- Additional Options:
Extra Dry



SPE53U55UC

[SPE53U52UC](#)

18" Recessed Handle, White

849 949

[SPE53U55UC](#)

18" Recessed Handle, Stainless Steel

849 949

[SPE53U56UC](#)

18" Recessed Handle, Black

849 949



SGE53X55UC

[SGE53X52UC*](#)

24" Recessed Handle, White

849 949

[SGE53X55UC*](#)

24" Recessed Handle, Stainless Steel

849 949

[SGE53X56UC*](#)

24" Recessed Handle, Black

849 949

800 Series EuroTub/ADA 18" and 24"

Quietness

- **44 dBA**
- **InfoLight®**

Racks

- **10 (18" Width)/
15 (24" Width)
Place Setting Capacity**
- **Standard 3rd Rack**

Quality

- **Vase Holder and Small Item Clips**

Performance

- Additional Wash Cycles:
Delicate, Express
- Additional Options:
ExtraShine®



SPE68U55UC

[SPE68U55UC*](#)

18" Recessed Handle, Stainless Steel

949 1,049

[SPX68U55UC](#)

18" Bar Handle, Stainless Steel

1,049 1,199

[SPV68U53UC](#)

18" Fully Integrated – Requires Custom Panel

1,049 1,199



SPX68U55UC



SPV68U53UC

[SGE68X55UC*](#)

24" Recessed Handle, Stainless Steel

949 1,049

[SGX68U55UC](#)

24" Bar Handle, Stainless Steel

1,049 1,199

[SGV68U53UC](#)

24" Fully Integrated – Requires Custom Panel

1,049 1,199



SGE68X55UC



SGX68U55UC



SGV68U53UC

* No InfoLight®



This price list supersedes all previous price lists. Prices listed herein do not include applicable state or local taxes.

| Model Number | Description | MAP | MSRP |
|--------------|-------------|-----|------|
|--------------|-------------|-----|------|

All Bosch Benchmark Series Dishwashers Include the Following Features:

Quiet Operation:

- Multiple Layers of Sound-Absorbing Insulation
- EcoSilence™ Dual Brushless Motor System
- Solid Molded Base to Absorb Noise While Minimizing Vibration

Design:

- Integrated Control System
- Flush Installation With Full Size Tub

- Self Latching Door
- InfoLight® Or TimeLight® Except for Front Control Models

Racks

- 3 Step RackMatic®
- DoubleFlex™ Silverware Basket

Quality:

- 24/7 AquaStop® Leak Protection System
- Concealed Heating Element

Efficiency

- 269 kWh/yr
- ENERGY STAR® Certified

Performance

- Six Cycles: Heavy, Auto Wash, Normal Wash, Speed60, Glass, Rinse & Hold
- Four Options: Sanitize, Delicate, 24H Delay Start, Half Load
- Corrugated Shaped Filter
- Quick Installation Kit Included

Introducing CrystalDry™—a patented drying technology that transforms moisture into heat to get dishes, including plastics, 60% drier. Available on all New 800 Series models.

*Based on aggregate average drying performance of Bosch Dishwashers with CrystalDry™ on combined household load including plastics, glass, steel, and porcelain as compared to Bosch Dishwashers with PureDry™. Drying performance may vary by dish type.

Benchmark® Series

Quietness

- **42 dBA**
- **TimeLight®**

Design

- Touch Controls
- Time Remaining Display

Racks

- 16 Place Setting Capacity
- **MyWay™ 3rd Rack**
- FlexSpace™ Tines
- 2 Flip Tines Upper Rack
- **2 Flip Tines Lower Rack**

Quality

- Deeper Full Stainless Steel Tub
- EasyGlide™ Upper Rack

Performance

- Additional Options: CrystalDry™, ExtraScrub



SHP87PZ55N



SHX87PZ55N

[SHP87PZ55N](#)

Pocket Handle, Stainless Steel

1,349 1,499

[SHX87PZ55N](#)

Bar Handle, Stainless Steel

1,349 1,499

Quietness

- **40 dBA**
- TimeLight®

Design

- Touch Controls
- Time Remaining Display

Racks

- 16 Place Setting Capacity
- MyWay™ 3rd Rack
- **FlexSpace™ Plus Tines**
- **4 Flip Tines** Upper Rack
- 2 Flip Tines Lower Rack

Quality

- Deeper Full Stainless Steel Tub
- **EasyGlide™ Upper and Lower Rack**
- **Water Softener**

Performance

- Additional Options: CrystalDry™, ExtraScrub



SHP88PZ55N



SHX88PZ55N



SHV88PZ53N

[SHP88PZ55N](#)

Pocket Handle, Stainless Steel

1,599 1,799

[SHX88PZ55N](#)

Bar Handle, Stainless Steel

1,599 1,799

[SHV88PZ53N](#)

Fully Integrated – Requires Custom Panel

1,599 1,799

* No InfoLight® ** 39 dBA



DISHWASHERS

This price list supersedes all previous price lists. Prices listed herein do not include applicable state or local taxes.

| Model Number | Description | MAP | MSRP |
|--------------|-------------|-----|------|
|--------------|-------------|-----|------|

Benchmark® Series

Quietness

- 40 dBA
- InfoLight®

Design

- **Touch Screen Display**
- Time Remaining Display

Racks

- 16 Place Setting Capacity
- MyWay™ 3rd Rack
- FlexSpace™ Plus Tines

- 4 Flip Tines Upper Rack
- 2 Flip Tines Lower Rack

Quality

- Deeper Full Stainless Steel Tub
- **Interior Light**
- **EasyGlide™ Racks on All 3 Loading Levels**
- Water Softener

Performance

- Home Connect™ Allows You to Remotely Monitor and Control With Wi-Fi Connectivity
- Additional Wash Cycles: **Express**
- Additional Options: CrystalDry™, **Remote Start, SpeedPerfect**



SHE88PZ65N



SHX88PZ65N



SHV88PZ63N

| | | | | |
|------------------------------------|---|--------------|--------------|---|
| SHE88PZ65N* | Recessed Handle TFT Display, Stainless Steel | 1,849 | 2,049 |  |
| SHX88PZ65N | Bar Handle TFT Display, Stainless Steel | 1,849 | 2,049 | |
| SHV88PZ63N | Fully Integrated TFT Display Requires Custom Panel | 1,849 | 2,049 | |

Quietness

- **38 dBA**
- InfoLight®

Design

- Touch Screen Display
- Time Remaining Display

Racks

- 15 Place Setting Capacity
- Flexible Third Rack

- **6 Flip Tines Upper Rack**
- **8 Flip Tines Lower Rack**

Quality

- Full Stainless Steel Tub
- Interior Light
- **24/7 AquaStop® Plus**
- **Telescopic Glides on All 3 Loading Levels**
- **Stainless Steel Toekick**

- Water Softener
- Vase Holder and Small Item Clips
- Made in Germany

Performance

- Additional Wash Cycle: Express
- Additional Options: ExtraDry, SpeedPerfect, ExtraScrub



SHE89PW75N



SHX89PW75N













SHV89PW73N

| | | | |
|-------------------------------------|---|--------------|--------------|
| SHE89PW75N* | Recessed Handle TFT Display, Stainless Steel | 2,099 | 2,349 |
| SHX89PW75N | Bar Handle TFT Display, Stainless Steel | 2,099 | 2,349 |
| SHV89PW73N** | Fully Integrated TFT Display Requires Custom Panel | 2,099 | 2,349 |



ACCESSORIES

This price list supersedes all previous price lists. Prices listed herein do not include applicable state or local taxes.

| Model Number | Description | MAP | MSRP | 100 Series | 300 Series | 500 Series | 800 Series | Benchmark | SPV68U55UC |
|--|--|------------|------------|------------|----------------|----------------|----------------|----------------|------------|
|  SGZ1010UC | Dishwasher Drain Hose Extension 76¾" | 18 | 19 | • | • | • | • | • | |
|  SGZ9091UC | Dishwasher Softener Salt (4.4 lbs) – Models With Water Softener Only | 16 | 19 | | | | | • ¹ | |
|  SGZ1052UC | Dishwasher Accessory Kit With Extra Tall Item Sprinkler, Vase/Bottle Holder, 3 Plastic Item Clips and Small Item Basket | 19 | 29 | • | | | | | |
|  SGZPC001UC | Dishwasher 3-Prong Power Cord 61" | 19 | 29 | • | | | | | |
| SMZ1007UC | Bosch Dishwasher Bar Handle, Stainless Steel | 59 | 69 | | • ² | • ² | • ² | • ² | |
|  SMZ4026 | MyWay™ Rack Silverware Insert Accessory | 20 | 29 | | | | • ³ | • | |
|  SMZ4000UC | Long Flexible Silverware Basket | 25 | 29 | • | • | • | • | • | |
|  SMZ5000 | Dishwasher Accessory Kit With Extra Tall Item Sprinkler, Vase/Bottle Holder, 3 Plastic Item Clips and Small Item Basket | 19 | 29 | | • | • | • | • ⁴ | |
|  SMZ5002UC | Anti-Tarnish Silverware Cassette With Clips | 25 | 29 | • | • | • | • | • ⁵ | |
|  SMZ5003 | 18" Dishwasher Accessory Hinge for 4" Toekick Height Installation | 150 | 169 | | | | | | • |
|  SMZ5400 | MyWay™ Rack Large Silverware Insert Accessory | 30 | 39 | | | | • ⁶ | • | |







- 1 Excludes SH_87PW55N models
- 2 Excludes SH_87PW55N models
- 3 SH_M98W7_N models only
- 4 Excludes SH_87PW55N models
- 5 Excludes SH_89PW7_N models
- 6 SH_M98W7_N models only



This price list supersedes all previous price lists. Prices listed herein do not include applicable state or local taxes.

Model Number Description MAP MSRP

Accessories for Dishwashers

| | | | | 100 Series | 300 Series | 500 Series | 800 Series | Benchmark | SPV68U55UC |
|--|--|----|----|----------------|------------|------------|------------|-----------|------------|
|  | NEW SMZCD200UC Flexible 3rd Rack | 49 | 59 | • ⁷ | • | • | • | • | |
|  | SMZEP001UC Edge Protector For Dishwasher Installations Through Metal Cabinetry, for Water/drain/electrical Lines | 5 | 9 | • | • | • | • | • | |
|  | SMZPC002UC Dishwasher 3-Prong Power Cord Kit (Rear Connection) | 19 | 29 | | • | • | • | • | |
|  | SMZPCJB1UC Junction Box Kit (alternate to the 3-Prong Power Cord Kit) | 20 | 29 | • | • | • | • | • | |
|  | SMZPCSH2UC Bosch Dishwasher Water Supply Hose & Accessory Power Cord (Rear Connection) | 40 | 49 | | • | • | • | • | |
|  | SMZSH002UC Bosch Dishwasher Water Supply Hose | 20 | 29 | | • | • | • | • | |

7 Alternative for Models with Existing 3rd Racks Only (SHXM4AY5_N)



This price list supersedes all previous price lists. Prices listed herein do not include applicable state or local taxes.

| Model Number | Description | MAP | MSRP |
|--------------|-------------|-----|------|
|--------------|-------------|-----|------|

All Bosch Washers Include the Following Features:

- EcoSilence™ BLDC Motor for Quieter Operation
- Improved Energy Efficiency and Performance
- Wave Profiled Stainless Steel Drum
- Anti-Vibration Circular Side Walls
- Spin Speed Up to 1400 rpm
- ENERGY STAR® Certified
- Energy Consumption 84 kWh/year
- Exceeds the March 2015 ENERGY STAR® Water Consumption Standards
- Child Lock
- Signal
- Internal Water Heater
- ActiveClean® System
- *Installation:* Stackable, Side-by-Side, Under Counter Or Pedestal Option
- 208–240 V

300 Series

24" Compact Washer

- *Design:* White Cabinet With White Dial and White Door Ring
- Touch Control Display
- Large 2.2 cu.ft. Capacity, Wash Up to 15.4 lbs Or 16 Bath Towels
- Clear Glass Window
- Matching Dryer WTG86400UC
- *Silence Level:* Washing/Spinning 54/73 dBA
- 15 Individually-Tailored Washing Programs: Cotton Normal, Cotton Light Soil, Permanent Press, Permanent Press Heavy Soil, Permanent Press Light Soil, Jeans, Quick Wash 30 Mins., Heavy Duty, Delicates, Hand Wash/Wool, Allergen, Towels, Drum Clean, Drain, Rinse/Spin
- 6 Options: SpeedPerfect™, Temperature, Finish In, Extra Rinse, Prewash, Spin Speed, Start/Pause
- Plugs Into Dryers WTG86400UC, WTG86401UC Or WTG865H3UC



WAT28400UC



WAT28400UC

24" White Cabinet With White Dial and White Door Ring

1,099 1,249

500 Series

24" Compact Washer

- *Design:* White Cabinet With Silver/White Dial and Silver Door Ring
- Touch Control Display
- Large 2.2 cu.ft. Capacity, Wash Up to 17.6 lbs Or 18 Bath Towels
- Clear Glass Window With Bosch Magneto
- Matching Dryer WTG86401UC
- *Quality:* AquaShield® Hose Leak Protection System
- *Silence Level:* Washing/Spinning 52/72 dBA
- 15 Individually-Tailored Washing Programs: Cotton Normal, Cotton Light Soil, Permanent Press, Permanent Press Heavy Soil, Permanent Press Light Soil, Sanitize, Jeans, Quick Wash 30 Mins., Delicates, Bulky/Large Items, Drum Clean, Drain, Rinse/Spin
- 6 Options: SpeedPerfect™, Temperature, Finish In, Extra Rinse, Prewash, Spin Speed, Start/Pause
- Plugs Into Dryers, WTG86400UC, WTG86401UC Or WTG865H3UC



WAT28401UC



WAT28401UC

24" White Cabinet With Silver/White Dial and Silver Door Ring

1,249 1,399



This price list supersedes all previous price lists. Prices listed herein do not include applicable state or local taxes.

| Model Number | Description | MAP | MSRP |
|--------------|-------------|-----|------|
|--------------|-------------|-----|------|

800 Series

24" Compact Washer

- Home Connect™ Features
- App Allows You to Operate Washer from Anywhere in the Home
- Easy Start Option for Your Wash Cycle
- Energy Management Information
- *Design:* White Cabinet With Chrome Illuminated Selection Dial and Chrome Door Ring
- Premium Large Touch Control Display
- Large 2.2 cu.ft. Capacity, Wash Up to 17.6 lbs Or 18 Bath Towels
- Interior LED Drum Light
- Clear Glass Window With Bosch Magneto
- Matching Dryer WTG865H3UC
- *Quality:* AquaStop® Plus Leak Protection System
- *Silence Level:* Washing/Spinning 50/71 dBA
- 14 Individually-Tailored Washing Programs: Super Quick 15 Min., Whitest Whites, Cotton, Permanent Press, Permanent Press Heavy Soil, Sanitize, Quick Wash 30 Min., Delicates, Hand Wash/Wool, Towels,
- Bulky/Large Items, Drum Clean, Spin/Drain, Rinse
- 10 Options: EcoPerfect, Prewash, Rinse Plus, Remote Start, Start/Pause, Finish in, Spin Speed, Temperature, SpeedPerfect™, Stains (Stains Program Treats Oil, Food Based, Red Wine and Grass Based Stains)
- Plugs Into Dryers, WTG86400UC, WTG86401UC Or WTG865H3UC



WAW285H2UC



| | | | |
|--------------------------|--|--------------|--------------|
| <u>WAW285H2UC</u> | 24" White Cabinet With Chrome Illuminated Selection Dial and Chrome Door Ring | 1,549 | 1,749 |
|--------------------------|--|--------------|--------------|



This price list supersedes all previous price lists. Prices listed herein do not include applicable state or local taxes.

| Model Number | Description | MAP | MSRP |
|--------------|-------------|-----|------|
|--------------|-------------|-----|------|

All Bosch Dryers Include the Following Features:

- Large 4.0 cu.ft. Capacity
- Anti-Vibration Circular Side Walls
- Sensitive Drying System
- Start/Pause
- Child Lock
- Extra-Fine Lint Filter
- ActiveDry® System
- Installation:**
 - Stackable, Side-by-Side, Under Counter Or Pedestal Option
- No Ducting Required
- Drain Pump and Hose Included
- Power Cord Included (4-Prong)

300 Series

24" Compact Condensation Dryer

Design:

- White Cabinet With White Dial and White Door Ring Touch Control Display
- Galvalume Drum
- Dry Up to 15.4 lbs Or 16 Bath Towels
- Clear Glass Window
- Matching Washer WAT28400UC

Quality:

- Energy Consumption 320 kWh/year

Silence Level:

- 67 dBA

15 Individually-Tailored Drying Programs:

- Cotton Extra Dry, Cotton Dry (Regular), Permanent Press Extra Dry, Permanent Press Dry, Permanent Press Damp, Jeans, Quick Dry Auto, Air Fluff/No Heat,

Time Dry Variable, Quick 40, Delicates, Heavy Duty, Sanitize, Hand Wash/Wool, Towels

6 Options:

- Dry Level, Time Dry, Finish In, Wrinkle Block, Low Heat, Signal
- Washers WAT28400UC, WAT28401UC, WAW285H2UC, Can Be Plugged Into Dryer



WTG86400UC

WTG86400UC

**24" Ventless Condensation Drying System
White With White Dial and White Door Ring**

1,099 1,249

500 Series

24" Compact Condensation Dryer

- ENERGY STAR® Certified
- Design:**
 - White Cabinet With Silver/White Dial and Silver Door Ring
 - Touch Control Display
 - Reversible Door (No Additional Parts Required)
 - Stainless Steel Structured Drum
 - Dry Up to 17.6 lbs Or 18 Bath Towels
 - Clear Glass Window With

Bosch Magneto

- Matching Washer WAT28401UC

Quality:

- Energy Consumption 311 kWh/year

Silence Level:

- 65 dBA

15 Individually-Tailored Drying Programs:

- Cotton Extra Dry, Cotton Dry (Regular), Permanent Press Extra Dry, Permanent Press Dry, Permanent Press Damp, Jeans, Quick Dry Auto, Air Fluff/No Heat,

Press Damp, Jeans, Quick Dry Auto, Air Fluff/No Heat, Time Dry Variable, Quick 40, Delicates, Sanitize, Hand Wash/Wool, Towels, Bulky/Large Items

6 Options:

- Dry Level, Time Dry, Finish In, Wrinkle Block, Low Heat, Signal
- Washers WAT28400UC, WAT28401UC, WAW285H2UC, Can Be Plugged Into Dryer



WTG86401UC



WTG86401UC

**24" Ventless Condensation Drying System
With Silver/White Dial and Silver Door Ring**

1,249 1,399



This price list supersedes all previous price lists. Prices listed herein do not include applicable state or local taxes.

| Model Number | Description | MAP | MSRP |
|--------------|-------------|-----|------|
|--------------|-------------|-----|------|

800 Series

24" Compact Condensation Dryer

- Home Connect™ Features
- App Allows You to Operate Dryer from Anywhere in the Home
- Easy Start Option for Your Dry Cycle
- Energy Management Information
- ENERGY STAR® Certified
- Stainless Steel Structured Drum
- Dry Up to 17.6 lbs Or 18 Bath Towels
- Interior LED Drum Light
- Clear Glass Window With Bosch Magneto
- Matching Washer WAW285H2UC

Design:

- White Cabinet With Chrome Illuminated Selection Dial and Chrome Door Ring
- Premium Large Touch Control Display
- Reversible Door (No Additional Parts Required)

Quality:

- Energy Consumption 311 kWh/year

Silence Level:

- 63 dBA

14 Individually-Tailored

Drying Programs:

- SuperQuick 15, Permanent Press, Jeans, Delicates,

Cotton, Towels, Time Dry, Quick 40, Anti Shrink, Sanitize, Quick Dry Auto, Hand Wash/Wool, Bulky Large Items, Air Fluff;

9 Options:

- Low Heat, Time Dry, Remote Start, Start/Pause, Finish in, Level Adjust, Dryness Level, End Signal, Wrinkle Block
- Washers WAT28400UC, WAT28401UC, WAW285H2UC, Can Be Plugged Into Dryer



WTG865H3UC



| | | | |
|--|---|--------------|--------------|
| NEW <u>WTG865H3UC</u> | 24" Ventless Condensation Drying System Chrome Illuminated Selection Dial and Chrome Door Ring | 1,549 | 1,749 |
|--|---|--------------|--------------|



ACCESSORIES






This price list supersedes all previous price lists. Prices listed herein do not include applicable state or local taxes.

Model
Number

Description

MAP MSRP

Accessories for Laundry

| | | | | Washers | | | Dryers | | | |
|--|--|---|------------------|------------|------------|------------|------------|------------|------------|---|
| | | | | WAT28400UC | WAT28401UC | WAW285H2UC | WTG86400UC | WTG86401UC | WTG865H3UC | |
|  | <u>WMZ20600</u> | Drying Rack for Wool Items, Shoes, Etc. for Bosch 24" Dryers | 79 | 89 | | | | • | • | • |
|  | NEW <u>WMZPW20W</u> | Pedestal With Drawer for 24" Washer Available September | Call for Pricing | | • | • | • | | | |
|  | NEW <u>WTZPW20D</u> | Pedestal With Drawer for 24" Dryer Available September | Call for Pricing | | | | | • | • | • |
|  | <u>WTZ11400UC</u> | Stacking Kit With Pull Out Tray | 149 | 169 | • | • | • | • | • | • |
|  | <u>WTZ20410UC</u> | Stacking Kit Without Pull Out Tray | 49 | 59 | • | • | • | • | • | • |



This price list supersedes all previous price lists. Prices listed herein do not include applicable state or local taxes.

| Model Number | Description | MAP | MSRP |
|--------------|-------------|-----|------|
|--------------|-------------|-----|------|

Built-in Coffee Machine

24" Built-in Coffee Machine

- Home Connect™ App Allows You to Prepare Coffee from Anywhere in the Home
- Within Minutes Prepare Espressos, Cappuccinos, Lattes, Macchiato and More
- MyFavorites Stores Up to 8 of Your Favorite Coffee Preferences
- Large TFT Color Touch Screen Interface
- Automatic System for Cleaning, Milk Steam Rinsing and Descaling
- AromaPro Provides Constant Pressure for an Enhanced Coffee Experience
- Grinding Settings for Dark Or Light Coffee
- CoffeeSensor Measures the Ground Coffee After Each Grinding Cycle
- OneTouch DoubleCup Dispenses Two Beverages At the Same Time
- Integrated Built-in Sensors Will Alert You When Coffee, Water Level Is Low
- AromaDouble Shot Prepares Extra-Strong Coffee With Less Bitterness
- Individual Cup Volume Allows You to Adjust Your Coffee Cup Size
- 1 lb. Bean Container
- 10-Cup Water Reservoir
- Stainless Steel 17 oz. Milk Container
- Built-In Drip Tray
- Soft-Closing Door
- 120 V



BCM8450UC



| | | | |
|----------------------------------|--------------------------------------|--------------|--------------|
| <u>BCM8450UC</u> | Bosch Built-In Coffee Machine | 3,299 | 3,649 |
|----------------------------------|--------------------------------------|--------------|--------------|

Accessories for Coffee Machine

| Accessories for Coffee Machine | | | | BCM8450UC |
|--------------------------------|-----------------------------------|------------------------|-----------------------|-----------|
| | <u>HEZCMT3050</u> | 30" SS Trim Kit | 399 439 | • |

For coffee accessories, please see the Cleaners & Accessories Price List in the Sales SharePoint.

FREESTANDING RANGES

This price list supersedes all previous price lists. Prices listed herein do not include applicable state or local taxes.

| Model Number | Description | MAP | MSRP |
|--------------|-------------|-----|------|
|--------------|-------------|-----|------|

All Bosch Industrial-Style Ranges include the following features:

- | | | |
|---|---|--|
| <ul style="list-style-type: none"> • Powerful 18,000 BTU dual flame burner • Dishwasher safe grates | <ul style="list-style-type: none"> • Continuous grate design • Heavy metal knobs • One halogen light | <ul style="list-style-type: none"> • Catalytic clean cavity • Kitchen timer • LP conversion kit |
|---|---|--|

800 Series

30" Industrial-Style Gas Range

- | | | |
|--|--|--|
| <ul style="list-style-type: none"> • 5-burners • Oven capacity at 3.7 cu. ft. • 3 cooking modes | <ul style="list-style-type: none"> • 2 standard racks • 17,000 BTU Bake burner • 11,500 BU Broil burner | <ul style="list-style-type: none"> • Electrical supply: 20 A, 120 V |
|--|--|--|

| | | |
|---------------------|--------------------|---------------------|
| LR: 10,000 BTU (NG) | C: 18,000 BTU (NG) | RR: 5,000 BTU (NG) |
| LF: 5,000 BTU (NG) | | RF: 10,000 BTU (NG) |

| | | | | |
|------------|------------------|------------------------------|--------------|--------------|
| NEW | HGS8055UC | Stainless Steel | 3,399 | 3,749 |
| NEW | HGS8045UC | Black Stainless Steel | 3,599 | 3,999 |

Available Q3



HGS8055UC



HGS8045UC

36" Industrial-Style Gas Range

- | | | |
|--|--|--|
| <ul style="list-style-type: none"> • 6-burners adding more flexibility to your cooking • Oven capacity at 3.5 cu. ft. • 3 cooking modes | <ul style="list-style-type: none"> • 1 Telescopic rail with rack • 1 Standard rack • 17,000 BTU Bake burner • 14,000 BU Broil burner | <ul style="list-style-type: none"> • Electrical supply: 20 A, 120 V |
|--|--|--|

| | | |
|---------------------|---------------------|---------------------|
| LR: 5,000 BTU (NG) | CR: 10,000 BTU (NG) | RR: 10,000 BTU (NG) |
| LF: 18,000 BTU (NG) | CF: 10,000 BTU (NG) | RF: 10,000 BTU (NG) |

| | | | | |
|------------|------------------|------------------------------|--------------|--------------|
| NEW | HGS8655UC | Stainless Steel | 4,199 | 4,649 |
| NEW | HGS8645UC | Black Stainless Steel | 4,599 | 5,099 |

Available Q3



HGS8655UC



HGS8645UC

FREESTANDING RANGES

This price list supersedes all previous price lists. Prices listed herein do not include applicable state or local taxes.

| Model Number | Description | MAP | MSRP |
|--------------|-------------|-----|------|
|--------------|-------------|-----|------|

800 Series

30" Industrial-Style Dual Fuel Range

- | | | |
|---|---|---|
| <ul style="list-style-type: none"> • 5-burners • Genuine European Convection • Oven capacity at 4.0 cu. ft. • 8 Cooking modes | <ul style="list-style-type: none"> • Sabbath mode • 2 standard racks • Temperature probe • 1,700 W Bake element | <ul style="list-style-type: none"> • 2,900 W Broil element • 2,700 W Convection element • Electrical supply: 20 A, 240 V/208 V |
|---|---|---|



HDS8055U



HDS8045U

| | | |
|---------------------|---------------------|---------------------|
| LR: 10,000 BTU (NG) | CR: 18,000 BTU (NG) | RR: 5,000 BTU (NG) |
| LF: 5,000 BTU (NG) | | RF: 10,000 BTU (NG) |

| | | | |
|---------------------|------------------------|--------------|--------------|
| NEW HDS8055U | Stainless Steel | 3,799 | 4,199 |
|---------------------|------------------------|--------------|--------------|

| | | | |
|---------------------|------------------------------|--------------|--------------|
| NEW HDS8045U | Black Stainless Steel | 4,099 | 4,549 |
|---------------------|------------------------------|--------------|--------------|

Available Q3

36" Industrial-Style Dual Fuel Range

- | | | |
|---|---|---|
| <ul style="list-style-type: none"> • 6-burners adding more flexibility to your cooking • Genuine European Convection • Oven capacity at 3.7 cu. ft. • 8 Cooking modes | <ul style="list-style-type: none"> • Sabbath mode • 1 Telescopic rail with rack • 1 Standard rack • Temperature probe • 1,700 W Bake element | <ul style="list-style-type: none"> • 2,900 W Broil element • 2,500 W Convection element • Electrical supply: 20 A, 240 V/208 V |
|---|---|---|



HDS8655U



HDS8645U

| | | |
|---------------------|---------------------|---------------------|
| LR: 5,000 BTU (NG) | CR: 10,000 BTU (NG) | RR: 10,000 BTU (NG) |
| LF: 18,000 BTU (NG) | CF: 10,000 BTU (NG) | RF: 10,000 BTU (NG) |

| | | | |
|---------------------|------------------------|--------------|--------------|
| NEW HDS8655U | Stainless Steel | 4,699 | 5,199 |
|---------------------|------------------------|--------------|--------------|

| | | | |
|---------------------|------------------------------|--------------|--------------|
| NEW HDS8645U | Black Stainless Steel | 4,999 | 5,499 |
|---------------------|------------------------------|--------------|--------------|

Available Q3

SLIDE-IN RANGES

This price list supersedes all previous price lists. Prices listed herein do not include applicable state or local taxes.

| Model Number | Description | MAP | MSRP |
|--------------|-------------|-----|------|
|--------------|-------------|-----|------|

All Bosch Slide-In Ranges Include the Following Features:

- The Bosch Slide-in Range Fits in Any Freestanding Range Cutout
- 400 W Warming Drawer
- Touch Control for Easier Operation of the Oven
- Temperature Conversion for Convection Cooking
- 2–4 hr Time-Adjustable Self Clean
- Extra Large Door Window
- Star-K Certified 100°–450°F
- Rear Vent Trim Included

800 Series

30" Electric Slide-in Range

- 2,000 W Convection Ring Element
- Genuine European Convection
- Heavy-Duty Metal Knobs
- 11 Specialized Cooking Modes
- Fast Preheat™
- Kitchen Timer
- Large Oven Capacity At 4.6 cu.ft.
- Recessed 8-Pass 3,800 W Broil Element
- Powerful 2,400 W 4-Pass Bake Element
- Electrical Supply: 40 A



HEI8056U



HEI8046U

LR: 6" @
1,200 W

LF: 9"/6" @
3,000 W/1,400 W

C: 6" @
100 W Warming Element

RR: 6" @
1,200 W

RF: 9.5" @
3,200 W

[HEI8056U](#)

Stainless Steel

2,199 2,449

[HEI8046U](#)

Black Stainless Steel

2,299 2,549

30" Gas Slide-in Range

- Powerful 18,000 BTU Center Burner
- Heavy-Duty Metal Knobs
- Low-Profile Continuous Grate Design
- Stainless Steel Maintop
- 9 Specialized Cooking Modes
- Standard Convection
- 5 Burners Add Flexibility to Your Cooking
- Kitchen Timer
- Large Oven Capacity At 4.8 cu.ft.
- 18,000 BTU Bake Burner
- 12,500 BTU Broil Burner
- LP Conversion Kit Included
- Electrical Supply: 15 A



HGI8056UC



HGI8046UC

LR: 5,000 BTU (NG)

LF: 10,000 BTU (NG)

C: 18,000 BTU (NG)

RR: 5,000 BTU (NG)

RF: 15,000 BTU (NG)

[HGI8056UC](#)

Stainless Steel

2,299 2,549

[HGI8046UC](#)

Black Stainless Steel

2,399 2,649

SLIDE-IN RANGES

This price list supersedes all previous price lists. Prices listed herein do not include applicable state or local taxes.

| Model Number | Description | MAP | MSRP |
|--------------|-------------|-----|------|
|--------------|-------------|-----|------|

800 Series

30" Dual Fuel Slide-in Range

- | | | |
|--|--|---|
| <ul style="list-style-type: none"> • Powerful 18,000 BTU Center Burner • Heavy-Duty Metal Knobs • Low-Profile Continuous Grate Design • Stainless Steel Maintop • 11 Specialized Cooking Modes • 2,000 W Convection Ring Element | <ul style="list-style-type: none"> • Genuine European Convection • Temperature Probe • Fast Preheat™ • 5 Burners Add Flexibility to Your Cooking • Two Oven Lights • Kitchen Timer | <ul style="list-style-type: none"> • Large Oven Capacity At 4.6 cu.ft. • Recessed 8-Pass 3,800 W Broil Element • Powerful 2,400 W 4-Pass Bake Element • LP Conversion Kit Included • Electrical Supply: 30 A |
|--|--|---|



HDI8056U

| | | |
|---------------------|--------------------|---------------------|
| LR: 5,000 BTU (NG) | C: 18,000 BTU (NG) | RR: 5,000 BTU (NG) |
| LF: 10,000 BTU (NG) | | RF: 15,000 BTU (NG) |

HDI8056U **Stainless Steel** **2,699 2,999**

30" Induction Slide-in Range

- | | | |
|--|---|--|
| <ul style="list-style-type: none"> • 17 Heat Levels • A 11" Heating Element Offers 3,700 W of Power • Easier to Clean and More Efficient • SpeedBoost® • Each Element Has an Independent Countdown Timer • ChildLock | <ul style="list-style-type: none"> • SafeStart • 11 Specialized Cooking Modes • 2,000 W Convection Ring Element • Genuine European Convection • Temperature Probe • Fast Preheat™ | <ul style="list-style-type: none"> • One Oven Light • Large Oven Capacity At 4.6 cu.ft • Recessed 8-Pass 3,800 W Broil Element • Powerful 2,400 W 4-Pass Bake Element • Electrical Supply: 40 A |
|--|---|--|



HII8056U



HII8046U

| | |
|---|--|
| LR: 9" @ 2,200 W/3,700 W (SpeedBoost®) | RR: 11" @ 2,600 W/3,700 W (SpeedBoost®) |
| LF: 6" @ 1,400 W/2,200 W (SpeedBoost®) | RF: 6" @ 1,400 W/2,200 W (SpeedBoost®) |

HII8056U **Stainless Steel** **3,399 3,749**
HII8046U **Black Stainless Steel** **3,499 3,849**

This price list supersedes all previous price lists. Prices listed herein do not include applicable state or local taxes.

| Model Number | Description | MAP | MSRP |
|--------------|-------------|-----|------|
|--------------|-------------|-----|------|

All Bosch Benchmark Slide-In Ranges Include the Following Features:

- The Bosch Slide-in Range Fits in Any Freestanding Range Cutout
- QuietClose® Door
- A Full-Extension Telescopic Rack
- 400 W Warming Drawer
- Touch Control for Easier Operation of the Oven
- Temperature Conversion for Convection Cooking
- 2–4 hr Time-Adjustable Self Clean
- Temperature Probe
- Two Oven Lights
- Kitchen Timer
- Extra Large Door Window
- Star-K Certified 100°–450° F
- Rear Vent Trim Included

Benchmark Series

30" Electric Slide-in Range

- Cook With 6", 9" Or 12" Elements
- Heavy-Duty Metal Knobs
- 11 Specialized Cooking Modes
- 2,000 W Convection Ring
- Element
- Genuine European Convection
- Fast Preheat™
- Large Oven Capacity At 4.6 cu.ft.
- Recessed 8-Pass 3,800 W Broil Element
- Powerful 2,400 W 4-Pass Bake Element
- Electrical Supply: 40 A



HEIP056U

| | | |
|--|----------------------------------|-----------------------|
| LR: 6" @ 1,200 W | C: 6" @ 100 W Warming Element | RR: 6" @ 1,200 W |
| LF: 6"/9"/12" @ 1,050 W/1,950 W/3,000 W | | RF: 9.5" @ 3,200 W |

HEIP056U

30" Electric Slide-in Range

2,799 3,099

30" Gas Slide-in Range

- Powerful 20K BTU Center Dual-Stacked Burner Designed for Faster Boiling and Low Simmer
- Heavy-Duty Metal Knobs
- Low-Profile Continuous Grate Design
- Stainless Steel Maintop
- 9 Specialized Cooking Modes
- Standard Convection
- 5 Burners Add Flexibility to Your Cooking
- Large Oven Capacity At 4.8 cu.ft.
- 18,000 BTU Bake Burner
- 12,500 BTU Broil Burner
- LP Conversion Kit Included
- Electrical Supply: 15 A



HGIP056UC

| | | |
|---------------------|------------------------------------|---------------------|
| LR: 5,000 BTU (NG) | C: 20,000 BTU (NG) Dual-Stacked | RR: 5,000 BTU (NG) |
| LF: 10,000 BTU (NG) | | RF: 15,000 BTU (NG) |

HGIP056UC

30" Gas Slide-in Range

2,899 3,199

This price list supersedes all previous price lists. Prices listed herein do not include applicable state or local taxes.

| Model Number | Description | MAP | MSRP |
|--------------|-------------|-----|------|
|--------------|-------------|-----|------|

Benchmark Series

30" Dual Fuel Slide-in Range

- Powerful 20K BTU Center Dual-Stacked Burner Designed for Faster Boiling and Low Simmer
- Heavy-Duty Metal Knobs
- Low-Profile Continuous Grate Design
- Stainless Steel Maintop
- 11 Specialized Cooking

- Modes
- **2,000 W Convection Ring Element**
 - Genuine European Convection
 - Fast Preheat™
 - 5 Burners Add Flexibility to Your Cooking

- Large Oven Capacity At 4.6 cu.ft.
- Recessed 8-Pass 3,800 W Broil Element
- Powerful 2,400 W 4-Pass Bake Element
- LP Conversion Kit Included
- Electrical Supply: 30 A



HDIP056U

| | | |
|---------------------|------------------------------------|---------------------|
| LR: 5,000 BTU (NG) | C: 20,000 BTU (NG) Dual-Stacked | RR: 5,000 BTU (NG) |
| LF: 10,000 BTU (NG) | | RF: 15,000 BTU (NG) |

HDIP056U **30" Dual-Fuel Slide-in Range** **2,999 3,299**

30" Induction Slide-in Range

- FlexInduction® Cooktop Can Combine Two Cooking Zones Into One Continuous Surface
- PowerMove™
- 17 Heat Levels
- A 11" Heating Element Offers 3,700 W of Power
- Faster Than Gas Or Electric
- Easier to Clean and More Efficient
- SpeedBoost®

- PotSense
- Each Element Has an Independent Countdown Timer
- PreciseSelect®
- ChildLock
- SafeStart
- 2,000 W Convection Ring Element
- Genuine European Convection

- Fast Preheat™
- Star-K Certified 100°–450° F
- Large Oven Capacity At 4.6 cu.ft
- Recessed 8-Pass 3,800 W Broil Element
- Powerful 2,400 W 4-Pass Bake Element
- Electrical Supply: 40 A















HIIP056U

| | | |
|---|--|--|
| LR : 8" x 9" @ 2,200 W/3,600 W (SpeedBoost®) | RR: 11" @ 2,600 W/3,700 W (SpeedBoost®) | Full Zone: 16" x 9" @ 3,300 W/3,600 W (SpeedBoost®) |
| LF: 8" x 9" @ 2,200 W/3,600 W (SpeedBoost®) | RF: 6" @ 1,400 W/2,200 W (SpeedBoost®) | |

HIIP056U **30" Induction Slide-in Range** **3,799 4,199**

ACCESSORIES

This price list supersedes all previous price lists. Prices listed herein do not include applicable state or local taxes.

| Model Number | Description | MAP | MSRP | Electric | Gas | Dual Fuel | Induction |
|--|--|------------|------------|----------|-----|-----------|----------------|
| Accessories for Slide-in Ranges | | | | | | | |
|  | HEZ298102 Wok Ring—Attaches to Grates | 69 | 79 | | • | | |
|  | Stainless Steel Pan With Aluminum Core Optimized for Cooking With AutoChef® Element • Superior Heat Distribution | | | • | • | • | • |
| | HEZ390210 8" Pan for 6" Element | 89 | 99 | | | | |
|  | HEZ390220 9" Pan for 7" Element | 99 | 109 | • | • | • | • |
|  | HEZ390230 10" Pan for 8" and 9" Elements | 119 | 139 | • | • | • | • |
|  | HEZGR301 Griddle for on Top of Gas Grates | 139 | 159 | | • | | |
|  | Non-Stick Induction Grill Non-Stick Cast Aluminum with a Thick Ferromagnetic Base • Ideal For Grilling Meats, Seafood and Vegetables | | | | | | • ¹ |
| | HEZ9GR37UC 17" x 9" Grill Pan | 249 | 279 | | | | |
|  | HEZTR301 Gliding Telescopic Rack | 279 | 309 | • | • | | • |
|  | HEZBS301 4" Low Back Accessory for Electric and Induction Slide-in Ranges | 249 | 279 | • | | | • |
|  | HGZBS301 4" Low Back Accessory for Gas Slide-in Ranges | 219 | 249 | | • | | |
|  | HDZBS301 4" Low Back Accessory for Dual-Fuel Slide-in Ranges | 249 | 279 | | | • | |
|  | HDZIT301 Island Trim Accessory For Use in Dual-Fuel Range Island Applications | 249 | 279 | | | • | |
|  | HGZIT301 Island Trim Accessory For Use in Gas Range Island Applications | 219 | 249 | | • | | |

¹ FlexInduction® Models Only

OVER-THE-RANGE MICROWAVE OVENS

This price list supersedes all previous price lists. Prices listed herein do not include applicable state or local taxes.

| Model Number | Description | MAP | MSRP |
|--------------|-------------|-----|------|
|--------------|-------------|-----|------|

All Bosch Over-the-Range Microwaves Include the Following Features:

- Design-Matched for Use in Combination With Bosch Range Or Cooktop
- Exclusive Stainless Steel Handle
- Easy to Read White LCD Display
- Easy to Use Touch Control
- Side-Hinged Door Allows Full Access to Microwave Cavity
- Installation for Recirculation Or Outside Venting
- Reheat Setting
- Potato Program
- Automatic Defrost
- Popcorn Program
- Timer With Cook Time and Automatic Shut Off Function
- Convenient Kitchen Timer
- Easily Adds 30 Seconds to Cooking Time
- 10 Microwave Power Levels
- Plugs Into Standard 110 V, 3-Prong Outlet

300 Series

30" Over-the-Range Microwave

- Stainless Steel Colored Vent Grid
- 1.6 cu.ft. Large Oven Capacity
- Large 13 1/2" Glass Turntable
- Three-Speed Vent With Up to 300 CFM Power
- Two Surface Lights for Bright Cooktop Illumination



HMV3053U

[HMV3053U](#)

Stainless Steel

449 499

500 Series

30" Over-the-Range Microwave

- Easy-Clean Stainless Steel Vent Cover
- 2.1 cu.ft. Large Oven Capacity
- Large 14 3/16" Glass Turntable
- 8 Sensor Programs
- Four-Speed Vent With Up to 385 CFM Power
- Two LED Lights for Bright Cooktop Illumination
- Double Microwave Distribution System



HMV5053U

[HMV5053U](#)

Stainless Steel

549 649

800 Series

30" Over-the-Range Convection Microwave

- Easy-Clean Stainless Steel Vent Cover
- 1.8 cu.ft. Large Oven Capacity
- Large 14 3/16" Glass Turntable
- 8 Sensor Programs
- Four-Speed Vent With Up to 385 CFM Power
- Two LED Lights for Bright Cooktop Illumination
- Convection Cooking
- Full Stainless Steel Cavity



HMV8044U

[HMV8044U](#)

Black Stainless Steel

799 899

[HMV8053U](#)

Stainless Steel

749 849



HMV8053U

BUILT-IN MICROWAVE OVENS

This price list supersedes all previous price lists. Prices listed herein do not include applicable state or local taxes.

| Model Number | Description | MAP | MSRP |
|--------------|-------------|-----|------|
|--------------|-------------|-----|------|

500 Series

24" Speed Oven

- Cooks Faster Than a Traditional Oven and Can Also Be Used As a Microwave
- LCD Display and LED Light
- 1.6 cu.ft. Overall Capacity
- Nine SpeedChef® Cooking Cycles
- Convection Broil and Convection Bake Modes
- Seven Auto Sensor Microwave Cycles
- 1,000 W Microwave
- 1,750 W Broil Element
- 600 W Bake Element
- 1,700 W Convection Element
- Electrical Connection – 120 V NEMA 5-20 3-Prong Plug
- Electric Load – 20 A
- Kitchen Timer and Panel Lock Setting
- Stainless Steel Cooking Interior
- Cut-Resistant Metal Turntable and Separate Ceramic Cooking Tray
- Multi-Use Oven Rack
- Wall Or Under Counter Approved Installation (Not Under a Cooktop)



HMC54151UC

| | | | |
|--------------------------|--|--------------|--------------|
| <u>HMC54151UC</u> | 24" 120 V Speed Oven, Stainless Steel | 1,699 | 1,899 |
|--------------------------|--|--------------|--------------|

27" and 30" Built-in Microwave Touch Control With Drop Down Door

- LCD Display and LED Light
- 1.6 cu.ft. Overall Capacity
- 14 1/8" Glass Turntable
- Microwave Power: 950 W
- 10 Power Levels
- Sensor Cooking
- Sensor Reheat
- No Trim Kit Required
- Plugs Into a Standard 120 V, 3-Prong Outlet



HMB57152UC

| | | | |
|--------------------------|---------------------------------------|--------------|--------------|
| <u>HMB57152UC</u> | 27" Microwave, Stainless Steel | 1,249 | 1,399 |
|--------------------------|---------------------------------------|--------------|--------------|

| | | | |
|--------------------------|---------------------------------------|--------------|--------------|
| <u>HMB50152UC</u> | 30" Microwave, Stainless Steel | 1,249 | 1,399 |
|--------------------------|---------------------------------------|--------------|--------------|

| | | | |
|--------------------------|-----------------------------|--------------|--------------|
| <u>HMB50162UC</u> | 30" Microwave, Black | 1,249 | 1,399 |
|--------------------------|-----------------------------|--------------|--------------|



HMB50152UC

BUILT-IN MICROWAVE OVENS

This price list supersedes all previous price lists. Prices listed herein do not include applicable state or local taxes.

| Model Number | Description | MAP | MSRP |
|--------------|-------------|-----|------|
|--------------|-------------|-----|------|

800 Series

27" and 30" Speed Ovens

- Cooks Faster Than a Traditional Oven and Can Also Be Used As a Microwave
- LCD Display and LED Light
- 1.6 cu.ft. Overall Capacity
- Nine SpeedChef® Cooking Cycles
- Convection Broil and Convection Bake Modes
- Seven Auto Sensor Microwave Cycles
- 1,000 W Microwave
- 1,750 W Broil Element
- 600 W Bake Element
- 1,700 W Convection Element
- Electrical Connection – 120 V NEMA 5-20 3-Prong Plug for HMC80152UC and HMC87152UC; 240 V Direct Wire for HMC80252UC and HMC80242UC
- Electric Load – 20 A
- Kitchen Timer and Panel Lock Setting
- Stainless Steel Cooking Interior
- Cut-Resistant Metal Turntable and Separate Ceramic Cooking Tray
- Multi-Use Oven Rack
- Wall Or Under Counter Approved Installation



HMC87152UC



HMC80152UC



HMC80242UC

| | | | |
|-----------------------------------|--|--------------|--------------|
| <u>HMC87152UC</u> | 27" 120 V Speed Oven, Stainless Steel | 1,749 | 1,949 |
| <u>HMC80252UC</u> | 30" 240 V Speed Oven, Stainless Steel | 1,949 | 2,149 |
| <u>HMC80242UC</u> | 30" 240 V Speed Oven, Black Stainless Steel | 1,999 | 2,199 |
| <u>HMC80152UC</u> | 30" 120 V Speed Oven, Stainless Steel | 1,749 | 1,949 |

24" and 30" Drawer Microwave Oven

- Touch Control With White Display
- 1.2 cu.ft. Overall Capacity
- Microwave Power: 950 W
- 10 Power Levels
- Sensor Cooking
- Door Opens and Closes Through Touch Control
- Can Be Installed Flush



HMD8451UC




HMD8053UC

| | | | |
|----------------------------------|--|--------------|--------------|
| <u>HMD8451UC</u> | 24" Drawer Microwave, Stainless Steel | 1,499 | 1,649 |
| <u>HMD8053UC</u> | 30" Drawer Microwave, Stainless Steel | 1,599 | 1,799 |

OVER-THE-RANGE MICROWAVE OVEN

This price list supersedes all previous price lists. Prices listed herein do not include applicable state or local taxes.

| Model Number | Description | MAP | MSRP |
|--|---|---|---|
| Benchmark Series | | | |
| 30" Over-the-Range Convection Microwave | | | |
| <ul style="list-style-type: none"> • Design Matched for Use in Combination With Bosch Range Or Cooktop • Exclusive Stainless Steel Handle • Easy-Clean Stainless Steel Vent Cover • Easy to Read White LCD Display • 1.8 cu.ft. Large Oven Capacity • Large 14 ³/₁₆" Glass Turntable • Easy to Use Touch Control • Side-Hinged Door Allows | <ul style="list-style-type: none"> • Full Access to Microwave Cavity • Installation for Recirculation Or Outside Venting • Reheat Setting • Potato Program • Automatic Defrost • Popcorn Program • Timer With Cook Time and Automatic Shut Off Function • Convenient Kitchen Timer • Easily Adds 30 Seconds to | <ul style="list-style-type: none"> • Cooking Time • 10 Microwave Power Levels • 8 Sensor Programs • Four-Speed Vent With Up to 385 CFM Power • Two 30 W LED Lights for Bright Cooktop Illumination • Convection Cooking • Full Stainless Steel Cavity • Heavy-Duty Mesh Ventilation Filter • Triple Distribution System • Plugs Into Standard 110 V, 3-Prong Outlet |  <p>HMVP053U</p> |
| <u>HMVP053U</u> | Stainless Steel | 799 | 899 |

This price list supersedes all previous price lists. Prices listed herein do not include applicable state or local taxes.

| Model Number | Description | MAP | MSRP |
|--------------|-------------|-----|------|
|--------------|-------------|-----|------|

All Bosch 500 Series 24" Built-In Ovens Include the Following Features:

- Oven Is Perfect for Kitchens With a Smaller Footprint
- Designed to Be Installed Flush With Your Cabinetry
- Genuine European Convection Ensures Even Cooking and Baking Results on Multiple Racks
- Halogen Light to Better Monitor Cooking Progress
- Kitchen Timer

500 Series

24" Single Wall Oven, European Convection

- Telescopic Extension Rail
- Knob Control
- 9 Oven Modes
- Custom Cooking Modes: Pie, Frozen Foods, Defrost, Warm, and Broil Plus
- The DualClean® System Uses the Cavity Coating and Heat to Burn Off Most Grease
- Timer With Cook Time and Delay Start Function
- Capacity At 2.8 cu.ft.
- 8-Pass Broil Element



HBE5453UC

HBE5453UC 24" Stainless Steel 1,899 2,099

24" Single Wall Oven, European Convection

- Home Connect™ Features. Remotely Monitor and Control the Wall Oven With Wi-Fi Connectivity
- 24" Touch Control Bosch Wall Oven With Full Color TFT Display
- 12 Oven Modes
- Designed With Black Glass Door and a Unique Ring Control
- Custom Cooking Modes: Convection Multi-Rack, Bake, Pizza, Roast, Proof, Convection Broil, Broil, Slow Cooking, Defrost, Plate Warming, Warming
- Sabbath Mode
- EcoClean® Coating Uses Heat to Burn Off Most Grease
- Three Standard Racks
- Capacity At 2.5 cu.ft.



HBE5452UC



HBE5452UC 24" Stainless Steel 2,099 2,349

BUILT-IN OVENS

This price list supersedes all previous price lists. Prices listed herein do not include applicable state or local taxes.

| Model Number | Description | MAP | MSRP |
|--|---|--|------|
| All Bosch 500 Series 27" and 30" Built-In Ovens Include the Following Features: | | | |
| <ul style="list-style-type: none"> • Heavy-Duty Metal Knobs for a Premium Look and Feel • Compatible With Most Existing Cut-Outs • Designed to Be Installed Flush With Your Cabinetry | <ul style="list-style-type: none"> • 2, 3, and 4-Hour Self-Clean Cycles • One Oven Light • Kitchen Timer • Extra Large Door Window for Easy Monitoring of Cooking Process | <ul style="list-style-type: none"> • Star-K Certified 100°–450°F • Large Capacity At 4.6 cu.ft. (3.9 cu. ft. for 27") • Recessed 8-Pass Broil Element for Increased Capacity and Safety | |

500 Series

30" Single Wall Ovens, Thermal Cooking

- Thermal Cooking With Bake, Broil, Roast, and Warm
- 6 Oven Modes

HBL5351UC

30" Stainless Steel

1,899 2,099



HBL5351UC

27" and 30" Single Wall Oven, European Convection

- Genuine European Convection
- 14 Oven Modes
- Custom Cooking Modes: Pizza, Pie, Warm and Proof
- Temperature Conversion for Convection Cooking

HBN5451UC

27" Stainless Steel

2,199 2,449



HBN5451UC

HBL5451UC

30" Stainless Steel

2,199 2,449

30" Double Wall Oven, Thermal Cooking

- Thermal Cooking With Bake, Broil, Roast and Warm in Both Cavities

HBL5551UC

30" Stainless Steel

2,899 3,199



HBL5551UC

BUILT-IN OVENS

This price list supersedes all previous price lists. Prices listed herein do not include applicable state or local taxes.

| Model Number | Description | MAP | MSRP |
|--------------|-------------|-----|------|
|--------------|-------------|-----|------|

500 Series

27" and 30" Double Wall Oven, European Convection (Upper Cavity)

- Genuine European Convection in Upper Oven
- 14 Upper Oven Modes
- Custom Cooking Modes Upper Oven: Pizza, Pie, Warm and Proof
- Thermal Cooking With Bake, Broil, Roast and Warm in Lower Oven
- Temperature Conversion for Convection Cooking in Upper Oven

HBN5651UC **27" Stainless Steel** **3,199** **3,549**

HBL5651UC **30" Stainless Steel** **3,199** **3,549**



HBL5651UC

30" Microwave Combination Oven

- Combination Oven Featuring a Microwave and Wall Oven With Stainless Steel Knobs
- 1.6 cu.ft. Capacity Microwave With Drop Down Door and LCD Display
- Genuine European Convection in Lower Oven

HBL57M52UC **30" Stainless Steel** **3,499** **3,849**



HBL57M52UC

This price list supersedes all previous price lists. Prices listed herein do not include applicable state or local taxes.

| Model Number | Description | MAP | MSRP |
|--------------|-------------|-----|------|
|--------------|-------------|-----|------|

All Bosch 800 Series 27" and 30" Built-In Ovens Include the Following Features:

- QuietClose® Door
- A Full-Extension Telescopic Rack
- Designed to Be Installed Flush With Your Cabinetry
- Compatible With Most Existing Cut-Outs
- 15 Oven Modes
- Custom Cooking Modes: Pizza, Pie, Warm and Proof
- Genuine European Convection
- Temperature Conversion for Convection Cooking
- Touch Control With SteelTouch™ Buttons Makes Operating the Oven Easier
- Temperature Probe Takes Guesswork Out of Cooking
- Fast Preheat™ Reduces Preheat Time
- 2, 3, and 4-Hour Self-Clean Cycles
- Two Oven Lights
- Timer With Cook Time and Delay Start Function
- Extra Large Door Window for Easy Monitoring of Cooking Process
- Star-K Certified 100°–450°F
- Large Capacity At 4.6 cu.ft. (3.9 cu.ft. for 27")
- Recessed 8-Pass Broil Element for Increased Capacity and Safety

800 Series

27" Single Wall Oven

| | | | |
|----------------------------------|----------------------------|--------------|--------------|
| <u>HBN8451UC</u> | 27" Stainless Steel | 2,499 | 2,749 |
|----------------------------------|----------------------------|--------------|--------------|



HBN8451UC

30" Single Wall Ovens

- Home Connect™ Features. Remotely Monitor and Control the Wall Oven With Wi-Fi Connectivity

| | | | |
|----------------------------------|---|--------------|--------------|
| <u>HBL8453UC</u> | 30", Single Wall Oven, Stainless Steel | 2,649 | 2,949 |
| <u>HBL8463UC</u> | 30", Single Wall Oven, Black | 2,649 | 2,949 |
| <u>HBL8443UC</u> | 30", Single Wall Oven, Black Stainless Steel | 2,849 | 3,149 |



HBL8453UC



HBL8463UC



HBL8443UC



This price list supersedes all previous price lists. Prices listed herein do not include applicable state or local taxes.

| Model Number | Description | MAP | MSRP |
|--------------|-------------|-----|------|
|--------------|-------------|-----|------|

800 Series

27" and 30" Double Wall Oven

- 15 Upper Oven Modes
- 6 Lower Oven Modes
- Genuine European Convection in Upper Oven
- Thermal Cooking With Bake, Broil, Roast and Warm in Lower Oven



HBL8651UC



HBL8661UC



HBL8642UC

| | | | |
|----------------------------------|----------------------------------|--------------|--------------|
| <u>HBN8651UC</u> | 27" Stainless Steel | 3,599 | 3,999 |
| <u>HBL8651UC</u> | 30" Stainless Steel | 3,599 | 3,999 |
| <u>HBL8661UC</u> | 30" Black | 3,499 | 3,849 |
| <u>HBL8642UC</u> | 30" Black Stainless Steel | 3,799 | 4,199 |

30" Speed Combination Oven

- Home Connect™ Features. Remotely Monitor and Control the Lower Wall Oven With Wi-Fi Connectivity
- Combination Oven Featuring a Speed Oven and Wall Oven With Touch Control
- Speed Oven Cooks Faster Than a Traditional Oven
- Speed Oven: For Additional Details Please Review SKU HMC80252UC (See Page 6-7)
- 15 Lower Oven Modes



HBL8753UC



HBL8743UC

| | | | |
|----------------------------------|---|--------------|--------------|
| <u>HBL8753UC</u> | 30", Combo, Stainless Steel, | 4,599 | 5,099 |
| <u>HBL8743UC</u> | 30", Combo, Black Stainless Steel, | 4,999 | 5,499 |

This price list supersedes all previous price lists. Prices listed herein do not include applicable state or local taxes.

| Model Number | Description | MAP | MSRP |
|--------------|-------------|-----|------|
|--------------|-------------|-----|------|

800 Series

30" Microwave Combination Oven

- Home Connect™ Features. Remotely Monitor and Control the Lower Wall Oven With Wi-Fi Connectivity
- Combination Oven Featuring a Microwave and Wall Oven With Touch Control
- 1.6 cu.ft. Capacity Microwave With Drop Down Door and LCD Display
- 15 Lower Oven Modes

HBL87M53UC

30", Stainless Steel

3,999 4,399



HBL87M53UC



BUILT-IN WARMING DRAWERS

This price list supersedes all previous price lists. Prices listed herein do not include applicable state or local taxes.

| Model Number | Description | MAP | MSRP |
|--------------|-------------|-----|------|
|--------------|-------------|-----|------|

500 Series

27" and 30" Warming Drawers

- Keeps Meals Hot and Is Designed to Match the Perfectly Flush Fit of a Bosch Wall, Speed Or Steam Oven
- 3 Settings to Keep Meals Hot and Ready to Serve
- Installs Vertically Under Bosch Speed, Steam Or Wall Oven
- Matches Bosch Built-in Products
- Install Either Flush Or Proud
- 450 W Heating Element Concealed Below Drawer
- Special Dough Proofing Mode
- Sturdy Ball Bearing Telescopic Rails for Smooth Opening
- Star-K Certified
- 1 Hour Automatic Shut Off Function With Adjustable Timer
- 2.2 cu.ft. Large Cavity (1.9 cu.ft. for 27")
- Lower Side Walls Allow Easy Loading and Unloading of Drawer



HWD5051UC

HWD5051UC **30" Stainless Steel** **1,199 1,349**

HWD5751UC **27" Stainless Steel** **1,149 1,299**

30" Storage Drawer

- Designed to Match the Perfectly Flush Fit of a Bosch Wall, Speed Or Steam Oven
- Fits 30" Racks, the Temperature Probe and Other Cooking Relevant Utensils
- A Silicone Mat Protects the Bottom of Drawer
- 2.4 cu.ft. Large Cavity



HSD5051UC

HSD5051UC **30" Stainless Steel** **649 749**

This price list supersedes all previous price lists. Prices listed herein do not include applicable state or local taxes.

| Model Number | Description | MAP | MSRP |
|--------------|-------------|-----|------|
|--------------|-------------|-----|------|

All Bosch Benchmark Series Built-In Ovens Include the Following Features:

- QuietClose® Door Dampened Hinges Softly and Quietly Guide the QuietClose® Door Shut
- The Color TFT Control Panel With SteelTouch™ Buttons Is Easy to Use
- A Full-Extension Telescopic Rack Offers Safe Access to the Oven Cavity
- Designed to Be Installed Flush With Your Cabinetry
- Compatible With Most Existing Cut-Outs
- 14 Specialized Cooking Modes – Gourmet Cooking Made Easy
- Custom Cooking Programs: No-Preheat Frozen Food Mode, Pizza, Pie, Warm and Proof
- Genuine European Convection
- Temperature Conversion for Convection Cooking
- Fast Preheat™ Reduces Preheat Time
- 2, 3, and 4-Hour Self-Clean Cycles
- EcoChef Mode – Remaining Heat in Cavity Finishes Cooking Process
- AutoProbe Takes the Guesswork Out of Cooking
- Two Halogen Lights Provide Superior Cavity Illumination
- Timer With Cook Time and Delay Start Function
- Extra Large Door Window for Easy Monitoring of Cooking Process
- Star-K Certified 100°–450°F
- Two Separate Time Intervals Can Be Programmed
- Large Capacity At 4.6 cu.ft.
- Recessed 8-Pass Broil Element for Increased Capacity and Safety

Benchmark Series

30" Single Wall Oven SideOpening Door

- SideOpening Door Offers Better Ergonomic Access to the Oven Cavity

| | | | |
|-----------------------------------|--|--------------|--------------|
| <u>HBLP451RUC</u> | 30" Stainless Steel, Right SideOpening Door | 3,199 | 3,549 |
| <u>HBLP451LUC</u> | 30" Stainless Steel, Left SideOpening Door | 3,199 | 3,549 |
| <u>HBLP451UC</u> | 30" Stainless Steel | 2,899 | 3,199 |



HBLP451RUC



HBLP451LUC



HBLP451UC

This price list supersedes all previous price lists. Prices listed herein do not include applicable state or local taxes.

| Model Number | Description | MAP | MSRP |
|--------------|-------------|-----|------|
|--------------|-------------|-----|------|

Benchmark Series

30" Double Wall Oven SideOpening Door

- SideOpening Door Offers Better Ergonomic Access to the Oven Cavity
- AutoProbe in the Upper Oven Takes the Guesswork Out of Cooking



HBLP651RUC



HBLP651LUC



HBLP651UC

| | | | |
|-----------------------------------|--|--------------|--------------|
| <u>HBLP651RUC</u> | 30" Stainless Steel, Right SideOpening Door | 4,899 | 5,399 |
| <u>HBLP651LUC</u> | 30" Stainless Steel, Left SideOpening Door | 4,899 | 5,399 |
| <u>HBLP651UC</u> | 30" Stainless Steel | 4,299 | 4,749 |

Benchmark Series

30" Steam Convection Oven

- The Only Steam Convection Oven in Its Class That Installs Flush, for a European Kitchen Design
- Steam Convection Cooking Cooks Crispy Outside, Tender Inside
- Steam Cooking Maintains Your Vegetables' Nutrients, Flavors and Color
- Designed to Fit Perfectly Above a Warming Drawer Or Storage Drawer
- The Color TFT Control Panel With SteelTouch™ Buttons Is Easy to Use
- Installs Horizontally for Perfect Alignment With Speed Or Steam Oven
- One Halogen Light
- Genuine European Convection
- Features Vegetable and Chicken Programs: Oven Automatically Sets Temperature and Humidity
- Perfect Reheating
- Timer With Cook Time and Delay Start Function
- 1 Rack, 2 Perforated and 2 Non-Perforated Pans Are Included
- Non-Plumbed for Easy Installation
- Steam Assist Clean
- 1.4 qt. Water Tank Can Be Used for an Entire Cooking Cycle
- Child Lock
- Large Capacity At 1.4 cu.ft.



HSLP451UC

| | | | |
|----------------------------------|----------------------------|--------------|--------------|
| <u>HSLP451UC</u> | 30" Stainless Steel | 3,399 | 3,749 |
|----------------------------------|----------------------------|--------------|--------------|

BUILT-IN COMBINATION OVENS

This price list supersedes all previous price lists. Prices listed herein do not include applicable state or local taxes.

| Model Number | Description | MAP | MSRP |
|--------------|-------------|-----|------|
|--------------|-------------|-----|------|

Benchmark Series

30" Steam Convection Combination Oven

- Combination Oven Featuring a Steam Convection Oven
- Steam Oven Cooks Meats, Vegetables, Rice, Fish to Perfection
- Steam Convection Oven:* For Additional Details Please Review SKU HSLP451UC (page 12-2)

[HSLP751UC](#)

30" Stainless Steel

6,199 6,849



HSLP751UC

30" Speed Combination Oven With TFT Display

- Combination Oven Featuring a Speed Oven
- Speed Oven Cooks Faster Than a Traditional Oven
- Speed Oven:* For Additional Details Please Review SKU HMCP0252UC (page 12-3)

[HBLP752UC](#)

30" Stainless Steel

4,899 5,399



HBLP752UC

Benchmark Series

30" Speed Oven Touch Control With TFT Display

- 1.6 cu.ft. Overall Capacity
- Nine SpeedChef® Cooking Cycles
- Convection Broil and Convection Bake Modes
- Seven Auto Sensor Microwave Cycles
- 1,000 W Microwave
- 600 W Bake Element
- 1,750 W Broil Element
- 1,700 W Convection Element
- Electrical Connection: 240 V Direct Wire
- Electric Load – 16 A • Kitchen Timer and Panel Lock Setting
- Stainless Steel Cooking Interior
- Cut-Resistant Metal Turntable and Separate Ceramic Cooking Tray
- Multi-Use Oven Rack
- Wall Or Undercounter Approved Installation
- Installs in Horizontal Configuration Paired With 30" Bosch Single Wall Ovens/ Steam Oven and Warming/ Storage Drawers

[HMCP0252UC](#)

30" Stainless Steel


2,099 2,349







HMCP0252UC

ACCESSORIES

This price list supersedes all previous price lists. Prices listed herein do not include applicable state or local taxes.

| Model Number | Description | MAP | MSRP | |
|---|---|------------|------------|----------------|
| Accessories for Ovens | | | | 30" Wall Ovens |
|  | Ball Bearing Telescopic Rack Ball Bearing Full Extension Telescopic Racks • Adjustable to All Rack Support Levels • Convenient Handling • Easy to Operate • Available As Separate Accessory for Even More Convenience <u>HEZTR301</u> 30" Telescopic Rack | 279 | 309 | • |

Accessories for Steam Convection Oven

| | | | | | HSLP451UC | HSLP751UC |
|---|---|------------|------------|---|-----------|-----------|
|  | <u>HEZ36D453</u> Cooking Pan—Full Size, 1 5/8" Deep | 119 | 139 | • | • | • |
|  | <u>HEZ36D452</u> Baking Tray—Full Size, 1 1/8" Deep | 59 | 69 | • | • | • |
|  | <u>HEZ36D153G</u> Perforated Cooking Pan—Half Size, 1 1/8" Deep | 59 | 69 | • | • | • |
|  | <u>HEZ36D153</u> Cooking Pan—Half Size, 1 5/8" Deep | 59 | 69 | • | • | • |

This price list supersedes all previous price lists. Prices listed herein do not include applicable state or local taxes.

| Model Number | Description | MAP | MSRP |
|--------------|-------------|-----|------|
|--------------|-------------|-----|------|

All Bosch Induction Cooktops Include the Following Features:

- Faster Than Gas Or Electric
- Easier to Clean and More Efficient
- SpeedBoost®
- PotSense
- Each Element Has an Independent Countdown Timer
- ChildLock
- See All Pan Accessories on Page 15-4

500 Series

24" Induction Cooktop

- An 11" Heating Element Offers 3,700 W of Power
- 30 A Breaker



NIT5469UC

| | |
|--|---|
| LR: 11" @ 2,600 W/3,700 W (SpeedBoost®) | RR: 7" @ 1,800 W/3,100 W (SpeedBoost®) |
| | RF: 6" @ 1,400 W/2,200 W (SpeedBoost®) |

NIT5469UC 24" Induction Cooktop, Black, Frameless 1,499 1,649

30" Induction Cooktop

- An 11" Heating Element Offers 3,700 W of Power
- 30 A Breaker



NIT5068UC

| | |
|---|--|
| LR: 9" @ 2,200 W/3,700 W (SpeedBoost®) | RR: 11" @ 2,600 W/3,700 W (SpeedBoost®) |
| LF: 6" @ 1,400 W/2,200 W (SpeedBoost®) | RF: 6" @ 1,400 W/2,200 W (SpeedBoost®) |

NIT5068UC 30" Induction Cooktop, Black, Frameless 1,649 1,849

36" Induction Cooktop

- Dual 12" Heating Element Offers 3,700 W of Power
- 40 A Breaker



NIT5668UC

| | | |
|---|--|---|
| LR: 7" @ 1,800 W/3,100 W (SpeedBoost®) | C: 12"/9" @ 3,700 W/5,400 W (SpeedBoost®)/ 2,200 W/3,300 W (SpeedBoost®) | RR: 6" @ 1,400 W/2,200 W (SpeedBoost®) |
| LF: 7" @ 1,800 W/3,100 W (SpeedBoost®) | | RF: 9" @ 2,200 W/3,700 W (SpeedBoost®) |

NIT5668UC 36" Induction Cooktop, Black, Frameless 1,949 2,149

This price list supersedes all previous price lists. Prices listed herein do not include applicable state or local taxes.

| Model Number | Description | MAP | MSRP |
|--------------|-------------|-----|------|
|--------------|-------------|-----|------|

800 Series

30" Induction Cooktop

- Home Connect™ (Wi-Fi Enabled)
- AutoChef®
- An 11" Heating Element Offers 3,700 W of Power
- PreciseSelect®
- Hood Control
- 30 A Breaker
- SafeStart



NIT8069SUC



NIT8069UC



| | |
|---|--|
| LR: 9" @ 2,200 W/3,700 W (SpeedBoost®) | RR: 11" @ 2,600 W/3,700 W (SpeedBoost®) |
| LF: 6" @ 1,400 W/2,200 W (SpeedBoost®) | LF: 6" @ 1,400 W/2,200 W (SpeedBoost®) |

NIT8069SUC **30" Induction Cooktop, Black With Stainless Steel Frame** **2,049 2,299**

NIT8069UC **30" Induction Cooktop, Black, Frameless** **2,049 2,299**

36" Induction Cooktop

- Home Connect™ (Wi-Fi Enabled)
- AutoChef®
- Dual 12" Heating Element With Powerful 5,400 W
- PreciseSelect®
- Hood Control
- 40 A Breaker



NIT8669SUC



NIT8669UC



| | | |
|---|---|---|
| LR: 7" @ 1,800 W/3,100 W (SpeedBoost®) | C: 12"/9" @ 3,700 W/5,400 W (SpeedBoost®) 2,200 W/3,300 W (SpeedBoost®) | RR: 6" @ 1,400 W/2,200 W (SpeedBoost®) |
| LF: 7" @ 1,800 W/3,100 W (SpeedBoost®) | | RF: 9" @ 2,200 W/3,700 W (SpeedBoost®) |

NIT8669SUC **36" Induction Cooktop, Black With Stainless Steel Frame** **2,449 2,699**

NIT8669UC **36" Induction Cooktop, Black, Frameless** **2,449 2,699**


This price list supersedes all previous price lists. Prices listed herein do not include applicable state or local taxes.

| Model Number | Description | MAP | MSRP |
|--------------|-------------|-----|------|
|--------------|-------------|-----|------|

500 Series

24" Knob Control, Frameless Design

- 4 Elements
- Knob Controls for Precision Cooking
- Heat Indicator for Each Element
- 8" Heating Element With Powerful 2,200 W
- Power/Amps: 240 V, 60 Hz/30 A



NEM5466UC

| | |
|---------------------|---------------------|
| LR: 8" @ 2,200 W | RR: 6" @ 1,200 W |
| LF: 6" @ 1,850 W | RF: 7" @ 1,800 W |

NEM5466UC 24" Electric Cooktop 849 949

30" Knob Control, Frameless Design

- Dual Element Offer the Capability to Use Multiple Pan Sizes
- Infinite Temperature Controls for Precision Cooking
- Heat Indicator
- 9" Heating Element With Powerful 2,500 W
- Power/Amps: 240 V, 60 Hz/30 A



NEM5066UC

| | |
|------------------------------|---------------------|
| LR: 7" @ 1,800 W | RR: 6" @ 1,200 W |
| LF: 7"/5" @ 1,700 W/700 W | RF: 9" @ 2,500 W |

NEM5066UC 30" Electric Cooktop 999 1,099

36" Knob Control, Frameless Design

- 2 Dual Elements Offer the Capability to Use Multiple Pan Sizes
- Infinite Temperature Controls for Precision Cooking
- Heat Indicator
- 9" Heating Element With Powerful 2,500 W
- Power/Amps: 240 V, 60 Hz/40 A



NEM5666UC

| | | |
|------------------------------|--------------------|--------------------------------|
| LR: 7" @ 1,800 W | C: 7" @ 1,800 W | RR: 6" @ 1,200 W |
| LF: 7"/5" @ 1,700 W/700 W | | RF: 9"/6" @ 2,500 W/1,100 W |

NEM5666UC 36" Electric Cooktop 1,049 1,199

This price list supersedes all previous price lists. Prices listed herein do not include applicable state or local taxes.

| Model Number | Description | MAP | MSRP |
|--------------|-------------|-----|------|
|--------------|-------------|-----|------|

800 Series

30" Cooktop With Or Without Stainless Steel Frame

- | | | |
|--|--|---|
| <ul style="list-style-type: none"> • PreciseSelect® • Front and Back Stainless Steel Frame • Bridge Element • Dual Element | <ul style="list-style-type: none"> • SpeedBoost® • Clean Lock • 2-Level Heat Indicator • ChildLock • Built-In Timers for Each | <ul style="list-style-type: none"> • Element: Doubles As General-Purpose Kitchen Timer • Power/Amps: 240, 60 Hz/ 40 A |
|--|--|---|



NET8068SUC



NET8068UC

| | | |
|------------------------------------|---|---------------------|
| LR: 7" @ 1,800 W (400 W Bridge) | C: 9"/6" @ 3,600 W/1,400 W (SpeedBoost®) | RF: 6" @ 1,200 W |
| LF: 7" @ 1,800 W | | |

NET8068SUC **30" Electric Cooktop, Black With Stainless Steel Frame** **1,149 1,299**

NET8068UC **30" Electric Cooktop, Black, Frameless** **1,149 1,299**

36" Cooktop With Or Without Stainless Steel Frame

- | | | |
|---|--|---|
| <ul style="list-style-type: none"> • PreciseSelect® • Front and Back Stainless Steel Frame • Bridge Element • 2 Dual Elements | <ul style="list-style-type: none"> • SpeedBoost® • Clean Lock • 2-Level Heat Indicator • ChildLock • Built-In Timers for Each | <ul style="list-style-type: none"> • Element: Doubles As General-Purpose Kitchen Timer • Power/Amps: 240, 60 Hz/ 50 A |
|---|--|---|



NET8668SUC



NET8668UC

| | | |
|------------------------------------|---|------------------------------|
| LR: 7" @ 1,800 W (400 W Bridge) | C: 9"/6" @ 3,600 W/1,400 W (SpeedBoost®) | RR: 6" @ 1,200 W |
| LF: 7" @ 1,800 W | | RF: 8"/5" @ 1,900 W/800 W |

NET8668SUC **36" Electric Cooktop, Black With Stainless Steel Frame** **1,249 1,399**

NET8668UC **36" Electric Cooktop, Black, Frameless** **1,249 1,399**

This price list supersedes all previous price lists. Prices listed herein do not include applicable state or local taxes.

| Model Number | Description | MAP | MSRP |
|--------------|-------------|-----|------|
|--------------|-------------|-----|------|

All Bosch Gas Cooktops Include the Following Features:

- Front Controls for Easy Operation
- Continuous Cast Iron Grates
- LP Kit Included

500 Series

24" Gas Cooktop

- 4 Burners
- 16K BTU Max
- Recessed Burner Areas
- Metal Knobs
- Automatic Re-Ignition

| | |
|---------------|----------------|
| LR: 9,300 BTU | RR: 11,500 BTU |
| LF: 5,000 BTU | RF: 5,000 BTU |



NGM5456UC

NGM5456UC 24" Gas Cooktop, 4 Burners, Stainless Steel 849 949

30" Gas Cooktop

- 4 Burners
- 16K BTU Max
- OptiSim® Burner
- Recessed Burner Areas
- Metal Knobs
- Automatic Re-Ignition

| | |
|----------------|----------------|
| LR: 10,000 BTU | RR: 5,500 BTU |
| LF: 10,000 BTU | RF: 16,000 BTU |



NGM5056UC

NGM5056UC 30" Gas Cooktop, 4 Burners, Stainless Steel 849 949

36" Gas Cooktop

- 5 Burners
- 16K BTU Max
- OptiSim® Burner
- Recessed Burner Areas
- Metal Knobs
- Automatic Re-Ignition

| | | |
|----------------|---------------|----------------|
| LR: 10,000 BTU | C: 16,000 BTU | RR: 5,500 BTU |
| LF: 10,000 BTU | | RF: 10,000 BTU |



NGM5656UC

NGM5656UC 36" Gas Cooktop, 5 Burners, Stainless Steel 999 1,099

This price list supersedes all previous price lists. Prices listed herein do not include applicable state or local taxes.

| Model Number | Description | MAP | MSRP |
|--------------|-------------|-----|------|
|--------------|-------------|-----|------|

800 Series

30" Gas Cooktop

- 19K BTU Max
- OptiSim® Burner
- Recessed Burner Areas
- Black Stainless Metal Knobs (NGM8046UC)
- Automatic Re-Ignition
- Red LED Light Indicates Burners Are On



NGM8056UC



NGM8046UC

| | | |
|----------------|---------------|----------------|
| LR: 5,500 BTU | C: 19,000 BTU | RR: 10,000 BTU |
| LF: 10,000 BTU | | RF: 5,500 BTU |

NGM8056UC 30" Gas Cooktop, 5 Burners, Stainless Steel 1,149 1,299

| | | |
|---------------|---------------|---------------|
| LR: 5,500 BTU | C: 19,000 BTU | RR: 9,300 BTU |
| LF: 9,300 BTU | | RF: 5,500 BTU |

NGM8046UC 30" Gas Cooktop, 5 Burners, Black With Black Stainless Knobs 1,199 1,349

36" Gas Cooktop

- 5 Burners
- 19K BTU Max
- OptiSim® Burner
- Recessed Burner Areas
- Black Stainless Metal Knobs (NGM8646UC)
- Automatic Re-Ignition
- Red LED Lights Indicate Burners Are On



NGM8656UC



NGM8646UC

| | | |
|----------------|---------------|----------------|
| LR: 10,000 BTU | C: 19,000 BTU | RR: 5,500 BTU |
| LF: 12,000 BTU | | RF: 12,000 BTU |

NGM8656UC 36" Gas Cooktop, 5 Burners, Stainless Steel 1,249 1,399

| | | |
|---------------|---------------|---------------|
| LR: 9,300 BTU | C: 19,000 BTU | RR: 5,500 BTU |
| LF: 9,300 BTU | | RF: 9,300 BTU |

NGM8646UC 36" Gas Cooktop, 5 Burners, Black With Black Stainless Knobs 1,299 1,449

This price list supersedes all previous price lists. Prices listed herein do not include applicable state or local taxes.

| Model Number | Description | MAP | MSRP |
|--------------|-------------|-----|------|
|--------------|-------------|-----|------|


800 Series

30" Gas Cooktop

- 5 Burners
- FlameSelect® (9 Power Levels)
- Dual Flame Power Burner
- 17K BTU Max

- OptiSim® Burner
- Low Profile Stainless Steel Cooking Surface
- Stainless Steel Appearance Knobs

- Dishwasher Safe Grates
- Electronic Ignition
- Flame Failure Safety Device



NGM8057UC



| | | |
|---------------|---------------|---------------|
| LR: 6,000 BTU | C: 17,000 BTU | RR: 9,000 BTU |
| LF: 3,400 BTU | | RF: 6,000 BTU |

NGM8057UC 30" Gas Cooktop, 5 Burners, Stainless Steel 1,399 1,549

36" Gas Cooktop

- 5 Burners
- FlameSelect® (9 Power Levels)
- Dual Flame Power Burner
- 17K BTU Max

- OptiSim® Burner
- Low Profile Stainless Steel Cooking Surface
- Stainless Steel Appearance Knobs

- Dishwasher Safe Grates
- Electronic Ignition
- Flame Failure Safety Device



NGM8657UC



| | | |
|---------------|---------------|---------------|
| LR: 6,000 BTU | C: 17,000 BTU | RR: 9,000 BTU |
| LF: 3,400 BTU | | RF: 6,000 BTU |

NGM8657UC 36" Gas Cooktop, 5 Burners, Stainless Steel 1,499 1,649

This price list supersedes all previous price lists. Prices listed herein do not include applicable state or local taxes.

| Model Number | Description | MAP | MSRP |
|--------------|-------------|-----|------|
|--------------|-------------|-----|------|

All Bosch Gas Rangetops Include the Following Features:

- 18K BTU Max
- OptiSim® Burner
- High Efficiency Burners
- Industrial-Style Design
- Porcelain Enameled Cooking Surface
- Large Metal Control Knobs
- Up-Front Centralized Controls
- Continuous Surface Cast Iron Grates
- Dishwasher Safe Grates
- Electronic Ignition
- Flame Supervision Device
- LP Kit Included

800 Series

30" Gas Rangetop

- 18K BTU Dual Flame Ring Burner
- Two 12K BTU Large Burners
- 5K BTU OptiSim® Simmer Burner

| | |
|----------------|----------------|
| LR: 12,000 BTU | RR: 5,000 BTU |
| LF: 12,000 BTU | RF: 18,000 BTU |



RGM8058UC

NEW RGM8058UC 30" Gas Rangetop, 4 Burners, Stainless Steel 2,499 2,749

Available Q3

36" Gas Rangetop

- Two 18K BTU Dual Flame Ring Burners
- Three 12K BTU Large Burners
- 5K BTU OptiSim® Simmer Burner

| | | |
|----------------|----------------|----------------|
| LR: 12,000 BTU | CR: 12,000 BTU | RR: 5,000 BTU |
| LF: 18,000 BTU | CF: 12,000 BTU | RF: 18,000 BTU |



RGM8658UC

NEW RGM8658UC 36" Gas Rangetop, 6 Burners, Stainless Steel 2,999 3,299

Available Q3

This price list supersedes all previous price lists. Prices listed herein do not include applicable state or local taxes.

| Model Number | Description | MAP | MSRP |
|--------------|-------------|-----|------|
|--------------|-------------|-----|------|

All Bosch Benchmark Series Induction Cooktops Include the Following Features:

- FlexInduction® Can Combine Two Cooking Zones Into One Continuous Surface
- Faster Than Gas and Electric
- Easier to Clean and More Efficient
- SpeedBoost®
- PotSense
- Each Element Has an Independent Countdown Timer
- PreciseSelect®
- PowerMove™
- ChildLock
- See All Pan Accessories on Page 7B-5.

Benchmark Series

30" Induction Cooktop

- Home Connect™ (Wi-Fi Enabled)
- A 11" Heating Element Offers 3,700 W of Power
- AutoChef®
- Hood Control
- 30 A Breaker

Full Zone: 16" x 9" @ 3,300 W / 3,600 W (SpeedBoost®)

| | |
|--|--|
| Upper: 8" x 9" @ 2,200 W/3,600 W (SpeedBoost®) | Upper: 11" @ 2,600 W/3,700 W (SpeedBoost®) |
| Lower: 8" x 9" @ 2,200 W/3,600 W (SpeedBoost®) | Lower: 6" @ 1,400 W/2,200 W (SpeedBoost®) |



NITP069SUC



[**NITP069SUC**](#)

30" Induction Cooktop, Black With Stainless Steel Frame

2,499 2,749

[**NITP069UC**](#)

30" Induction Cooktop, Black, Frameless

2,499 2,749



NITP069UC



36" Induction Cooktop

- Home Connect™ (Wi-Fi Enabled)
- Dual 12" Heating Element With Powerful 3,700 W
- AutoChef®
- Hood Control
- 50 A Breaker

Full Zone: 14" x 8" @ 3,300 W / 3,600 W (SpeedBoost®)

| |
|--|
| Upper: 7" x 8" @ 2,200 W/3,600 W (SpeedBoost®) |
| Lower: 7" x 8" @ 2,200 W/3,600 W (SpeedBoost®) |

| |
|---|
| C: 12"/9" @ 3,400 W/3,700 W (SpeedBoost®) |
| 2,200 W/3,300 W (SpeedBoost®) |

| |
|--|
| Upper: 7" x 8" @ 2,200 W/3,600 W (SpeedBoost®) |
| Lower: 7" x 8" @ 2,200 W/3,600 W (SpeedBoost®) |

Full Zone: 14" x 8" @ 3,300 W / 3,600 W (SpeedBoost®)



NITP669SUC



[**NITP669SUC**](#)

36" Induction Cooktop, Black With Stainless Steel Frame

2,999 3,299

[**NITP669UC**](#)

36" Induction Cooktop, Black, Frameless

2,999 3,299



NITP669UC



This price list supersedes all previous price lists. Prices listed herein do not include applicable state or local taxes.

| Model Number | Description | MAP | MSRP |
|--------------|-------------|-----|------|
|--------------|-------------|-----|------|

All Bosch Benchmark Series Electric Cooktops Include the Following Features:

- AutoChef®
- PreciseSelect®
- Front and Back Stainless Steel Frame
- Keep Warm Mode
- Countdown Timer
- CountUp Timer
- Clean Lock
- 2-Level Heat Indicator
- ChildLock
- See All Pan Accessories on Page 15-4
- Power/Amps: 240, 60 Hz/40 A

Benchmark Series

30" Five Element Cooktop With AutoChef®

- 2-Zone 9" Heating Element With Powerful 3,600 W Element
- Dual Element Left Front With AutoChef®
- SpeedBoost®



NETP068SUC

| | | |
|--|---|---------------------|
| LR: 6" @ 1,200 W | C: 9"/6" @ 3,600 W/1,400 W (SpeedBoost®) | RR: 6" @ 1,200 W |
| AutoChef® LF: 7"/5" @ 2,000 W/800 W | | RF: 6" @ 1,500 W |

NETP068SUC 30" Electric Cooktop, Black With Stainless Steel Frame 1,299 1,449

36" Triple Ring AutoChef® Cooktop

- 3-Zone 11" Heating Element With Powerful 3,080 W Element With AutoChef®
- PowerStart®
- Bridge Element



NETP668SUC

| | | |
|------------------------------------|---|------------------------------|
| LR: 7" @ 1,800 W (400 W Bridge) | AutoChef® C: 11"/8"/6" @ 3,080 W/2,200 W/1,050 W | RR: 6" @ 1,200 W |
| LF: 7" @ 1,800 W | | RF: 8"/5" @ 1,900 W/800 W |

NETP668SUC 36" Electric Cooktop, Black With Stainless Steel Frame 1,399 1,549

This price list supersedes all previous price lists. Prices listed herein do not include applicable state or local taxes.

| Model Number | Description | MAP | MSRP |
|--------------|-------------|-----|------|
|--------------|-------------|-----|------|

All Bosch Benchmark Series Gas Cooktops Include the Following Features:

- 5 Burners
- OptiSim® Burner
- Up-Front Centralized Controls
- Continuous Cast Iron Grates
- LP Kit Included

Benchmark Series

30" Gas Cooktop

- Stainless Steel
- Dual-Stack Center Burner
- 20K BTU Max
- Recessed Burner Areas
- Metal Knobs
- Automatic Re-Ignition
- Red LED Lights Indicate Burners Are On
- See All Pan Accessories on Page 15-4.



NGMP056UC

| | | |
|----------------|---------------|----------------|
| LR: 5,500 BTU | C: 20,000 BTU | RR: 10,000 BTU |
| LF: 10,000 BTU | | RF: 5,500 BTU |

NGMP056UC 30" Gas Cooktop, 5 Burners, Stainless Steel 1,449 1,599

30" Gas Cooktop

- FlameSelect® (9 Power Levels)
- Dual Flame Power Burner
- 14.3K BTU Max
- Smooth Glass Cooking Surface
- Stainless Steel Appearance Knobs
- Dishwasher Safe Grates
- Electronic Ignition
- Flame Failure Safety Device
- Install Flush Or Surface Mounted



NGMP077UC

 **FlameSelect**

| | | |
|---------------|---------------|----------------|
| LR: 6,000 BTU | C: 14,300 BTU | RR: 10,300 BTU |
| LF: 3,400 BTU | | RF: 6,000 BTU |

NGMP077UC 30" Gas Cooktop, 5 Burners, Gray Tempered Glass 1,699 1,899

36" Gas Cooktop

- Stainless Steel
- Dual-Stack Center Burner
- 20K BTU Max
- Recessed Burner Areas
- Metal Knobs
- Automatic Re-Ignition
- Red LED Lights Indicate Burners Are On
- See All Pan Accessories on Page 15-4.



NGMP656UC

| | | |
|----------------|---------------|----------------|
| LR: 10,000 BTU | C: 20,000 BTU | RR: 5,500 BTU |
| LF: 12,000 BTU | | RF: 12,000 BTU |

NGMP656UC 36" Gas Cooktop, 5 Burners, Stainless Steel 1,599 1,799

This price list supersedes all previous price lists. Prices listed herein do not include applicable state or local taxes.

| Model Number | Description | MAP | MSRP |
|--------------|-------------|-----|------|
|--------------|-------------|-----|------|

Benchmark Series

36" Gas Cooktop

- FlameSelect® (9 Power Levels)
- Dual Flame Power Burner
- 14.3K BTU Max
- Smooth Glass Cooking Surface
- Stainless Steel Appearance Knobs
- Dishwasher Safe Grates
- Electronic Ignition
- Flame Failure Safety Device
- Install Flush Or Surface Mounted











NGMP677UC



| | | |
|---------------|---------------|----------------|
| LR: 6,000 BTU | C: 14,300 BTU | RR: 10,300 BTU |
| LF: 3,400 BTU | | RF: 6,000 BTU |

NGMP677UC **36" Gas Cooktop, 5 Burners, Gray Tempered Glass** **1,849 2,049**


Accessories for Cooktops


| | | | | Induction | Electric | Gas |
|---|---|--|----------------|----------------|----------|----------------|
|  | HEZ390210 | 8" Pan for 6" Element | 89 99 | • | • | • |
|  | HEZ390220 | 9" Pan for 7" Element | 99 109 | • | • | • |
|  | Stainless Steel Pan With Aluminum Core Optimized for Cooking With AutoChef® Element • Superior Heat Distribution | | | • | • | • |
| | HEZ390230 | 10" Pan for 8" and 9" Elements | 119 139 | | | |
|  | HEZ27751 | Cooktop Control Knob Kit, Black Stainless Steel Bosch 500, 800 and Benchmark® Series, Gas Cooktops Only | 119 139 | | | • |
|  | HEZ298107 | Wok Ring for FlameSelect® Gas Cooktops | 69 79 | | | • ¹ |
|  | HEZ298102 | Wok Ring—Attaches to Grates | 69 79 | | | • ² |
|  | Teppanyaki Works on Electric and Induction Cooking Surfaces • Optimized for Cooking on Induction Cooktops | | | • | • | |
| | HEZ390512 | Teppanyaki | 369 409 | | | |
|  | Non-Stick Induction Grill Non-Stick Cast Aluminum with a Thick Ferromagnetic Base • Ideal For Grilling Meats, Seafood and Vegetables | | | • ³ | | |
| | HEZ9GR37UC | 17" x 9" Grill Pan | 249 279 | | | |


1 For FlameSelect® Models Only
2 36" Cooktop Only
3 FlexInduction® Models Only

UNDER-CABINET HOODS/ACCESSORIES

This price list supersedes all previous price lists. Prices listed herein do not include applicable state or local taxes.

| Model Number | Description | MAP | MSRP | |
|---|--|---|------------|---|
| 300 Series | | | | |
| 30" & 36" Under-Cabinet Hood | | | | |
| <ul style="list-style-type: none"> • 5" Height • Slim-Line Styling • 3-Speed Control • 280 CFM • 2 Incandescent Lights | <ul style="list-style-type: none"> • Dishwasher-Safe Aluminum Mesh Filters • Ducted Or Convertible to Non-Ducted Operation • 7" Round and 3¼" x 10" | <ul style="list-style-type: none"> • Duct Transitions Included • Horizontal Or Vertical Ducting | |  DUH30152UC |
| <u>DUH30152UC</u> | 30" Stainless Steel, 280 CFM Blower | 419 | 469 | |
| <u>DUH36152UC</u> | 36" Stainless Steel, 280 CFM Blower | 479 | 529 | |

| | | | | |
|---|--|--|------------|---|
| 500 Series | | | | |
| 30" & 36" Under-Cabinet Hood | | | | |
| <ul style="list-style-type: none"> • 5" Height • Slim-Line Styling • 4-Speed Control • 400 CFM • 2 Halogen Lights (Not Included) | <ul style="list-style-type: none"> • Dishwasher-Safe Aluminum Mesh Filters • Ducted Or Convertible to Non-Ducted Operation | <ul style="list-style-type: none"> • 7" Round and 3¼" x 10" Duct Transitions Included • Horizontal or Vertical Ducting | |  DUH30252UC |
| <u>DUH30252UC</u> | 30" Stainless Steel, 400 CFM Blower | 519 | 599 | |
| <u>DUH36252UC</u> | 36" Stainless Steel, 400 CFM Blower | 579 | 649 | |

| | | | | |
|--|---|---|--------------|---|
| 800 Series | | | | |
| 30" and 36" Professional-Style Under-Cabinet Hood | | | | |
| <ul style="list-style-type: none"> • 11" Height • Professional Styling • 2-Speed Control • 600 CFM | <ul style="list-style-type: none"> • 2 Incandescent Lights • Deep Capture Area • Dishwasher-Safe Aluminum Mesh Filters | <ul style="list-style-type: none"> • Adaptable for Recirculation Option (Add 4" to Height of Hood) • Horizontal Or Vertical Ducting | |  DPH30652UC |
| <u>DPH30652UC</u> | 30" Stainless Steel, 600 CFM Blower | 999 | 1,099 | |
| <u>DPH36652UC</u> | 36" Stainless Steel, 600 CFM Blower | 1,049 | 1,199 | |

Accessories for Under-Cabinet Hoods

| | | | | DUH | | DPH | |
|--|----------------------------------|--|-----|-----|-----|-----|-----|
| | | | | 30" | 36" | 30" | 36" |
| | <u>DHZ3002UC</u> | Recirculation Kit/Charcoal Filter Kit, | 119 | 139 | • | | |
| | <u>DHZ3602UC</u> | Recirculation Kit/Charcoal Filter Kit, | 119 | 139 | | • | |
| | <u>DRZ3052UC</u> | 4" High, External Recirculation Kit, (Includes Charcoal Filters) | 319 | 359 | | | • |
| | <u>DRZ3652UC</u> | 4" High, External Recirculation Kit, (Includes Charcoal Filters) | 319 | 359 | | | • |
| | <u>DHZ3052UC</u> | Replacement Charcoal Filters, 30" and 36" DPH Series | 119 | 139 | | • | • |

ISLAND HOODS/ACCESSORIES

This price list supersedes all previous price lists. Prices listed herein do not include applicable state or local taxes.

| Model Number | Description | MAP | MSRP |
|--------------|-------------|-----|------|
|--------------|-------------|-----|------|

800 Series

Slim Profile Box Canopy Island Hood





- 600 CFM
- Four-Speed Electronic Control With White and Red LCD Display
- Kitchen Timer
- Clean Filter Reminder
- Auto On/Heat Sensor
- Four 20 W Halogen Lights
- Three Anodized Aluminum Mesh Filters With Stainless Steel Bosch Design Covers and Metal Latch
- Vertical Ducting With 8" Round Duct
- Backdraft Damper and Transition Included
- Recirculation Kit Available As an Accessory
- Extension Kit for Ceilings 9' to 11' 6" Available As an Accessory



HIB82651UC

HIB82651UC **42" Island Hood, 600 CFM** **2,099 2,349**

Accessories for Island Hoods

| | | | | HIB |
|---|--|--|----------------|-----|
| | | | | 42" |
|  | Island Hood Extension Kit <ul style="list-style-type: none"> • Fits Ceilings From 9' to 11' 6" in Height • Stainless Steel Flue Extensions and Inner Structure Parts Included. | | | • |
|  | <u>HCIEXT5UC</u> | Island Hood Extension Kit | 539 599 | • |
|  | <u>HCREC5UC</u> | Box/Pyramid/Glass Canopy Chimney Hood Recirculation Kit | 119 139 | • |
|  | <u>HIREC5UC</u> | Island Hood Recirculation Kit | 109 119 | • |

CHIMNEY WALL HOODS

This price list supersedes all previous price lists. Prices listed herein do not include applicable state or local taxes.

| Model Number | Description | MAP | MSRP |
|--------------|-------------|-----|------|
|--------------|-------------|-----|------|

All Bosch Chimney Wall Hoods Include the Following Features:

- Kitchen Timer
- Clean Filter Reminder
- Auto On/Heat Sensor
- Anodized Aluminum Mesh Filters
- Vertical Ducting With 8" Round Duct
- Backdraft Damper and Transition Included
- Recirculation Kit Available As an Accessory
- Extension Kit for Ceilings 9'–11' 6" Available As an Accessory

300 Series

ENERGY STAR® Certified Pyramid Canopy Chimney Hood

- 300 CFM
- Three-Speed Electronic Control With White and Red LCD Display
- Two Bright LED Lights

| | | | |
|----------------------------|--|-------|-------|
| HCP34E52UC | 24" Pyramid Canopy Chimney Hood, 300 CFM | 949 | 1,049 |
| HCP30E52UC | 30" Pyramid Canopy Chimney Hood, 300 CFM | 1,049 | 1,199 |
| HCP36E52UC | 36" Pyramid Canopy Chimney Hood, 300 CFM | 1,149 | 1,299 |



HCP34E52UC

500 Series

Box Canopy Chimney Hood

- 600 CFM
- Four Speed Electronic Control With White and Red LCD Display
- Two 40 W Halogen Lights

| | | | |
|----------------------------|--------------------------------------|-------|-------|
| HCB50651UC | 30" Box Canopy Chimney Hood, 600 CFM | 1,399 | 1,549 |
| HCB56651UC | 36" Box Canopy Chimney Hood, 600 CFM | 1,499 | 1,649 |



HCB50651UC

Pyramid Canopy Chimney Hood

- Home Connect™ (Wi-Fi Enabled)
- 600 CFM
- Cooktop Hood Control
- Four Speed Electronic Control With White and Red LCD Display
- Two Bright LED Lights

| | | | |
|----------------------------|---|-------|-------|
| HCP50652UC | 30" Pyramid Canopy Chimney Hood, 600 CFM | 1,399 | 1,549 |
| HCP56652UC | 36" Pyramid Canopy Chimney Hood, 600 CFM, | 1,499 | 1,649 |



HCP50652UC



800 Series

Pyramid Canopy Chimney Hood

- Black Stainless Steel Guards Against Surface Scratches And Fingerprints
- 600 CFM
- Speed Electronic Control With White and Red LCD Display
- Two 40 W Halogen Lights


| | | | |
|----------------------------|---|-------|-------|
| HCP80641UC | 30" Pyramid Chimney, 600 CFM, Black Stainless | 1,199 | 1,349 |
| HCP86641UC | 36" Pyramid Chimney, 600 CFM, Black Stainless | 1,349 | 1,499 |









HCP80641UC

CHIMNEY WALL HOOD ACCESSORIES

This price list supersedes all previous price lists. Prices listed herein do not include applicable state or local taxes.

| Model Number | Description | MAP | MSRP | |
|---|---|--------------|--------------|---|
| | | | | Benchmark Series |
| Glass Canopy Chimney Hood <ul style="list-style-type: none"> • 600 CFM • Four Speed Electronic Control With White and Red LCD Display • Clean Filter Reminder • Two 40 W Halogen Lights • Anodized Aluminum Mesh Filter With Stainless Steel Bosch Design Cover and Metal Latch | | | |  |
| <u>HCG56651UC</u> | 36" Glass Canopy Chimney Hood, 600 CFM | 1,799 | 1,999 | <i>HCG56651UC</i> |

Accessories for Chimney Wall Hoods

| | | | | HCB/Box | HCP/Pyramid | HCG/Glass Canopy |
|---|----------------------------------|---|------------|------------|-------------|------------------|
| Chimney Wall Hood Extension Kit. <ul style="list-style-type: none"> • Fits Ceilings From 9' to 11' 6" in Height • Stainless Steel Flue Extensions and Inner Structure Parts Included | | | | | | |
|  | <u>HCBEXT5UC</u> | Box Canopy Chimney Hood Extension Kit, Stainless Steel | 319 | 359 | • | |
|  | <u>HCGEXT5UC</u> | Glass Canopy Chimney Hood Extension Kit | 319 | 359 | | • |
|  | <u>HCPEXT5UC</u> | Pyramid Canopy Chimney Hood Extension Kit, Stainless Steel | 319 | 359 | | • |
|  | <u>HCPEXT4UC</u> | Pyramid Canopy Chimney Hood Extension Kit, Black Stainless Steel | 539 | 599 | • | • |
|  | <u>HCIFILTUC</u> | Box/Pyramid/Glass Canopy Chimney Hood Filter Kit | 119 | 139 | • | • |
|  | <u>HCREC5UC</u> | Box/Pyramid/Glass Canopy Chimney Hood Recirculation Kit | 119 | 139 | • | • |

PULL-OUT HOOD/ACCESSORIES

This price list supersedes all previous price lists. Prices listed herein do not include applicable state or local taxes.

| Model Number | Description | MAP | MSRP |
|--------------|-------------|-----|------|
|--------------|-------------|-----|------|

500 Series

Integrated Stainless Pull-Out Range Hood

- | | | |
|---|---|--|
| <ul style="list-style-type: none"> • 400 CFM • Electronic Control With White LCD Display • Kitchen Timer • Clean Filter Reminder • Three Fan Speeds With | <ul style="list-style-type: none"> Intensive Speed • Two Bright LED Lights • Two Anodized Aluminum Mesh Filters • Vertical Ducting With 6" Round Duct | <ul style="list-style-type: none"> • Backdraft Damper and Transition Included • Recirculation/Charcoal Kit Available As an Accessory • 110 V UL Rated With 120 V 3-Prong Plug |
|---|---|--|



HUI54452UC

| | | | |
|--------------------------|-----------------------------------|------------|------------|
| <u>HUI54452UC</u> | 24" Pull-Out Hood, 400 CFM | 769 | 849 |
|--------------------------|-----------------------------------|------------|------------|

Integrated Stainless Pull-Out Range Hood

- | | | |
|---|---|---|
| <ul style="list-style-type: none"> • 300 CFM – (30" Width) 500 CFM – (36" Width) • Three Speed Slider Switch Control • Two 20 W Halogen Lights • Four Aluminum Mesh Filters | <ul style="list-style-type: none"> • Removable Stainless Steel Front Visor Panel That Can Be Replaced With a Custom Strip (Not Provided) • 6" Round Duct • Vertical and Horizontal Discharge | <ul style="list-style-type: none"> • 120 V Junction Box Direct Wire • CFM Reducer Kit Available As Accessory • Non-Duct Recirculation Kit Available As Accessory (Vent Grate Cover Included With Hood) |
|---|---|---|




HUI56551UC

| | | | |
|--------------------------|--|------------|------------|
| <u>HUI50351UC</u> | 30" Pull-Out Hood, 300 CFM, Stainless Steel | 799 | 899 |
|--------------------------|--|------------|------------|

| | | | |
|--------------------------|--|------------|------------|
| <u>HUI56551UC</u> | 36" Pull-Out Hood, 500 CFM, Stainless Steel | 849 | 949 |
|--------------------------|--|------------|------------|

Accessories for Pull-Out Hoods

| | | | HUI54452UC | HUI50351UC | HUI56551UC |
|---|--|------------|------------|------------|------------|
|  | Recirculation Kit/Charcoal Filter Accessory Kit For HUI50351UC and HUI56551UC Models • Absorbs Odors With High Quality Heavy Duty Charcoal Filters • For Recirculation, Non-Vented Installations <u>HUIF06UC</u> Non-Duct Recirculation Accessory Kit/Charcoal Filter Accessory Kit | 109 | 119 | • | • |
|  | CFM Reducer Accessory Kit For HUI56551UC Model • Reduces CFM to Under 300 • Converts a 6" Round Duct to a 5" Round Duct • Check Your Local Code and Regulations for Make-Up Air Requirements <u>HUIRED56UC</u> CFM Reducer Accessory Kit, Reduces CFM to Under 300 CFM | 59 | 69 | | • |
|  | Recirculation/Charcoal Kit for HUI54452UC – 24" Pull-Out Hood <u>HVREC5UC</u> Pull-Out Hood Recirculation/Charcoal Filter Accessory Kit | 109 | 119 | • | |

This price list supersedes all previous price lists. Prices listed herein do not include applicable state or local taxes.

| Model Number | Description | MAP | MSRP |
|--------------|-------------|-----|------|
|--------------|-------------|-----|------|

300 Series

Custom Insert Range Hood

- 400 CFM
- Slide Control
- Two 20 W Halogen Lights
- Two Anodized Aluminum Mesh Filters
- Vertical Ducting With 6" Round Duct
- 110 V UL Rated With 120 V 3-Prong Plug



HUI31451UC

| | | | |
|--------------------------|--|------------|------------|
| <u>HUI31451UC</u> | 21" Custom Insert Hood, 400 CFM | 699 | 799 |
|--------------------------|--|------------|------------|

500 Series

Custom Insert Range Hood

- Complete Integration Into Kitchen Design
- Provides Custom Hood Solutions Between 29"-30"
- Blower Included
- Vertical Ducting
- Easy to Use Controls
- Halogen Lighting
- Easy to Remove Dishwasher-Safe Filters
- 4 Speeds



DHL755BUC

| | | | |
|-------------------------|--|------------|------------|
| <u>DHL755BUC</u> | 29" Custom Insert Hood, 400 CFM | 749 | 849 |
|-------------------------|--|------------|------------|

DOWNDRAFT/ACCESSORIES

This price list supersedes all previous price lists. Prices listed herein do not include applicable state or local taxes.

| Model Number | Description | MAP | MSRP |
|--------------|-------------|-----|------|
|--------------|-------------|-----|------|

800 Series

Downdraft Ventilation

- | | | |
|--|--|---|
| <ul style="list-style-type: none"> • Design Matched For Use In Combination With Bosch Cooktops • 12" Telescopic Chimney Rise • Preserves Clean Sight Lines When Not In Use • Stainless Steel • Six Possible Discharge Connections To Fit Your Kitchen Design Allowing Flexibility To Exhaust At Sides, Front, Rear Or Downward (Additional Accessories May Be Required Depending On Installation, See Manual) | <ul style="list-style-type: none"> • Sleek Front Panel Conceals Mesh Filters, Giving A Timeless Aesthetic And Acts As A Splatter Guard While Cooking • Dishwasher-Safe Aluminum Mesh Filters • 3-Speed Control <p>Required To Complete The Installation: Blower Options, Sold Separately</p> <ul style="list-style-type: none"> • 600 CFM Remote (DHG6023RUC), Inline (DHG6015NUC) Or Flexible Blower (DHG602DUC) Options Available | <p>May Be Required To Complete The Installation Depending On Exhaust Direction & Blower Chosen:</p> <ul style="list-style-type: none"> • Downdraft Transitions (HDDSTRAN6, HDDSTRAN8, HDDFTRAN6, HDDFTRAN8, HDD2RECTD, HDDSTRAN2 see page 16-8) • Recirculation Possible, Accessory Sold Separately (HDDREC5UC see page 16-9) • Gas Cooktop Seal Kit Sold Separately (Required For Installation With Gas Cooktops see page 16-9). |
|--|--|---|






HDD86051UC

| | | | |
|------------------------------|---------------------------------------|--------------|--------------|
| <u>HDD80051UC</u> | 30" Downdraft, Optional Blower | 1,499 | 1,649 |
| <u>NEW HDD86051UC</u> | 36" Downdraft, Optional Blower | 1,549 | 1,749 |

NOTE: Transition required and sold separately for all remote and inline blower installations.

Accessories for Downdraft-Blowers

|  | <u>DHG6015NUC</u> 600 CFM Inline Blower (Transition Required: See Page 16-8) 6" Round Exhaust | 589 | 649 | HDD86051UC | HDD80051UC |
|---|---|------------|------------|------------|------------|
|  | <u>DHG602DUC</u> 600 CFM Flexible Blower For HDD86051UC and HDD80051UC Bosch Downdrafts Only 8" Round Exhaust | 629 | 699 | • | • |
|  | <u>DHG6023RUC</u> 600 CFM Remote Blower (Transition Required: DHZDHR6--See Below) 6" Round Exhaust | 629 | 699 | • | • |







DOWNDRAFT ACCESSORIES

This price list supersedes all previous price lists. Prices listed herein do not include applicable state or local taxes.

| Model Number | Description | MAP | MSRP |
|--------------|-------------|-----|------|
|--------------|-------------|-----|------|

Accessories for Downdraft–Transitions

The Below Transitions May Be Required To Complete the Installation of HDD80051UC and HDD86051UC Depending On the Discharge Connection Chosen in Combination With the Downdraft Blower Selected (See Installation Manual) • For Use With Inline and Remote Blowers

|  | HDD2RECTD | 2' Rectangular Duct Rectangular Duct That Is 2' Long x 1 7/8" Deep x 19" Wide Ability to Use As an Extension to Exhaust Through A Cabinet Or Wall. To Modify Length, Duct May Be Cut. HDDSTRAN6 Or HDDSTRAN8 May Be Used to Connect HDD2RECTD To Round Ductwork HDDSTRAN2 Required to Attach Duct to Downdraft Housing | 89 | 99 | • | • |
|---|----------------------------------|---|------------|------------|---|---|
|  | HDDFTRAN6 | 6" Round Front Plate Front Rough-In Plate for Front Exhaust Applications | 79 | 89 | • | • |
|  | HDDFTRAN8 | 8" Round Front Plate for Downdraft Front Rough-In Plate for Front Exhaust Applications | 79 | 89 | • | • |
|  | HDDSTRAN2 | Transition for Rectangular Duct Required to Attach HDD2RECTD 2' Rectangular Duct to Downdraft Housing | 69 | 79 | • | • |
|  | HDDSTRAN6 | 6" Side/Rear Transition Rectangular 1 7/8" X 19" Transition to 6" Round For Side and Rear Exhaust Applications | 139 | 159 | • | • |
|  | HDDSTRAN8 | 8" Side/Rear Transition Rectangular 1 7/8" X 19" Transition to 8" Round For Side and Rear Exhaust Applications | 139 | 159 | • | • |

DOWNDRAFT ACCESSORIES

This price list supersedes all previous price lists. Prices listed herein do not include applicable state or local taxes.

| Model Number | Description | MAP | MSRP | |
|--------------|-------------|-----|------|--|
|--------------|-------------|-----|------|--|

Accessories for Downdraft

HDD86051UC
HDD80051UC





Downdraft Recirculation Kit

- Enables Non-Ducted Downdraft Installation By Allowing Filtered Air To Re-Enter The Kitchen After Passing Through A Charcoal Filter
- Includes Recirculation Module, Charcoal Filter And Metal Grill Vent Plate
- Recirculation Module Works In Wall Or Island Applications
- Mounts To Cabinet Base, Recesses Into Toe Kick/Socket Area
- Fits In Toe-Kick/Socket Heights Of 4" Or Taller
- Module And Grill Vent Plate Can Be Placed So Air Does Not Hit Feet
- Downdraft And Internal Blower Sold Separately
- To Be Used Only With Bosch Downdrafts And Blowers
- May Bypass The Need To Supply Make Up Air, Subject To Local Code

| | | | | | | |
|--|----------------------------------|---|------------|------------|---|---|
|  | HDDFILTUC | Charcoal Filter Replacement For Recirculation Kit For Downdraft | 89 | 99 | • | • |
|  | HDDREC5UC | Recirculation Kit for Downdraft Replace Filters Every 3-6 Months, Depending On Usage, With HDDFILTUC | 479 | 529 | • | • |

Gas Cooktop Seal Kit

- For Use With 36" HDD86051UC And 30" HDD80051UC Downdrafts
- Required For Installation With Gas Cooktops
- Includes Trim Bracket, Seal, And 2 Metal Grills

| | | | | | | |
|---|--|---|-----------|-----------|---|---|
|  | HDD0RSP | 30" Gas Cooktop Seal Kit for Downdraft | 89 | 99 | • | • |
|  | HDD6RSP | 36" Gas Cooktop Seal Kit for Downdraft | 89 | 99 | • | • |
|  | NEW HDDTRIM30S | Trim accessory for 30" downdraft | 49 | 59 | • | • |
|  | NEW HDDTRIM36S | Trim accessory for 36" downdraft | 49 | 59 | • | • |

| | | | |
|-----------------|------|-----------------|------------|
| B | | | |
| B09IB91NSP..... | 1-4 | HBL8443UC..... | 11-4 |
| B10CB80NVB..... | 1-5 | HBL8453UC..... | 11-4 |
| B10CB80NVW..... | 1-5 | HBL8463UC..... | 11-4 |
| B11CB50SSS..... | 1-4 | HBL8642UC..... | 11-5 |
| B11CB81SSS..... | 1-5 | HBL8651UC..... | 11-5 |
| B18IF900SP..... | 2-3 | HBL8661UC..... | 11-5 |
| B20CS30SNS..... | 1-1 | HBL8743UC..... | 11-5 |
| B21CT80SNS..... | 1-2 | HBL8753UC..... | 11-5 |
| B26FT50SNS..... | 1-1 | HBLP451LUC..... | 12-1 |
| B30BB930SS..... | 2-1 | HBLP451RUC..... | 12-1 |
| B30IB900SP..... | 2-1 | HBLP451UC..... | 12-1 |
| B30IR900SP..... | 2-3 | HBLP651LUC..... | 12-2 |
| B36BT930NS..... | 2-2 | HBLP651RUC..... | 12-2 |
| B36CL80ENS..... | 1-3 | HBLP651UC..... | 12-2 |
| B36CL80SNS..... | 1-3 | HBLP752UC..... | 12-3 |
| B36CT80SNB..... | 1-2 | HBN5451UC..... | 11-2 |
| B36CT80SNS..... | 1-2 | HBN5651UC..... | 11-3 |
| B36CT81SNS..... | 1-2 | HBN8451UC..... | 11-4 |
| B36HNDL800..... | 2-4 | HBN8651UC..... | 11-5 |
| B36IT900NP..... | 2-2 | HCB50651UC..... | 16-3 |
| BCM8450UC..... | 6-1 | HCB56651UC..... | 16-3 |
| BFL18IF800..... | 2-4 | HCBEXT5UC..... | 16-4 |
| BFL30IR800..... | 2-4 | HCG56651UC..... | 16-4 |
| BOHANDL50..... | 2-4 | HCGEXT5UC..... | 16-4 |
| BORPLFTR10..... | 2-4 | HCIEXT5UC..... | 16-2 |
| BORPLFTR50..... | 2-4 | HCIFILTUC..... | 16-4 |
| | | HCP30E52UC..... | 16-3 |
| | | HCP34E52UC..... | 16-3 |
| | | HCP36E52UC..... | 16-3 |
| | | HCP50652UC..... | 16-3 |
| | | HCP56652UC..... | 16-3 |
| | | HCP80641UC..... | 16-3 |
| | | HCP86641UC..... | 16-3 |
| | | HCPEXT4UC..... | 16-4 |
| | | HCPEXT5UC..... | 16-4 |
| | | HCREC5UC..... | 16-2, 16-4 |
| | | HDD0RSP..... | 16-9 |
| | | HDD2RECTD..... | 16-8 |
| | | HDD6RSP..... | 16-9 |
| | | HDD80051UC..... | 16-7 |
| | | HDD86051UC..... | 16-7 |
| | | HDDFILTUC..... | 16-9 |
| | | HDDFTRAN6..... | 16-8 |
| | | HDDFTRAN8..... | 16-8 |
| | | HDDREC5UC..... | 16-9 |
| | | HDDSTRAN2..... | 16-8 |
| | | HDDSTRAN6..... | 16-8 |
| | | HDDSTRAN8..... | 16-8 |
| | | HDDTRIM30S..... | 16-9 |
| | | HDDTRIM36S..... | 16-9 |
| | | HDI8056U..... | 7-4 |
| | | HDIP056U..... | 8-2 |
| | | HDS8045U..... | 7-2 |
| | | HDS8055U..... | 7-2 |
| | | HDS8645U..... | 7-2 |
| | | HDS8655U..... | 7-2 |
| | | HDZBS301..... | 8-3 |
| | | HDZIT301..... | 8-3 |
| | | HEATKITB82..... | 2-4 |
| | | HEI8046U..... | 7-3 |
| | | HEI8056U..... | 7-3 |
| | | HEIP056U..... | 8-1 |
| | | HEZ9GR37UC..... | 8-3, 15-4 |
| | | HEZ36D153..... | 12-4 |
| | | HEZ36D153G..... | 12-4 |
| | | HEZ36D452..... | 12-4 |
| | | HEZ36D453..... | 12-4 |
| | | HEZ27751..... | 15-4 |
| | | HEZ298102..... | 8-3, 15-4 |
| | | HEZ298107..... | 15-4 |
| | | HEZ390210..... | 8-3, 15-4 |
| | | HEZ390220..... | 8-3, 15-4 |
| | | HEZ390230..... | 8-3, 15-4 |
| | | HEZ390512..... | 15-4 |
| | | HEZBS301..... | 8-3 |
| | | HEZCMT3050..... | 6-1 |
| | | HEZGR301..... | 8-3 |
| | | HEZTR301..... | 8-3, 12-4 |
| | | HGI8046UC..... | 7-3 |
| | | HGI8056UC..... | 7-3 |
| | | HGIP056UC..... | 8-1 |
| | | HGS8045UC..... | 7-1 |
| | | HGS8055UC..... | 7-1 |
| | | HGS8645UC..... | 7-1 |
| | | HGS8655UC..... | 7-1 |
| | | HGZBS301..... | 8-3 |
| | | HGZIT301..... | 8-3 |
| | | HIB82651UC..... | 16-2 |
| | | III8046U..... | 7-4 |
| | | III8056U..... | 7-4 |
| | | IIIP056U..... | 8-2 |
| | | HIREC5UC..... | 16-2 |
| | | HMB50152UC..... | 9-2 |
| | | HMB50162UC..... | 9-2 |
| | | HMB57152UC..... | 9-2 |
| | | HMC54151UC..... | 9-2 |
| | | HMC80152UC..... | 9-3 |
| | | HMC80242UC..... | 9-3 |
| | | HMC80252UC..... | 9-3 |
| | | HMC87152UC..... | 9-3 |
| | | HMCP0252UC..... | 12-3 |
| | | HMD8053UC..... | 9-3 |
| | | HMD8451UC..... | 9-3 |
| | | HMV3053U..... | 9-1 |
| | | HMV5053U..... | 9-1 |
| | | HMV8044U..... | 9-1 |
| | | HMV8053U..... | 9-1 |
| | | HMVP053U..... | 10-1 |
| | | HSD5051UC..... | 11-7 |
| | | HSLP451UC..... | 12-2 |
| | | HSLP751UC..... | 12-3 |
| | | HUI31451UC..... | 16-6 |
| D | | | |
| DHG602DUC..... | 16-7 | | |
| DHG6015NUC..... | 16-7 | | |
| DHG6023RUC..... | 16-7 | | |
| DHL755BUC..... | 16-6 | | |
| DHZ3002UC..... | 16-1 | | |
| DHZ3052UC..... | 16-1 | | |
| DHZ3602UC..... | 16-1 | | |
| DPH30652UC..... | 16-1 | | |
| DPH36652UC..... | 16-1 | | |
| DRZ3052UC..... | 16-1 | | |
| DRZ3652UC..... | 16-1 | | |
| DUH30152UC..... | 16-1 | | |
| DUH30252UC..... | 16-1 | | |
| DUH36152UC..... | 16-1 | | |
| DUH36252UC..... | 16-1 | | |
| H | | | |
| HBE5452UC..... | 11-1 | | |
| HBE5453UC..... | 11-1 | | |
| HBL57M52UC..... | 11-3 | | |
| HBL87M53UC..... | 11-6 | | |
| HBL5351UC..... | 11-2 | | |
| HBL5451UC..... | 11-2 | | |
| HBL5551UC..... | 11-2 | | |
| HBL5651UC..... | 11-3 | | |

INDEX

HUI50351UC 16-5
HUI54452UC 16-5
HUI56551UC 16-5
HUIF06UC 16-5
HUIRED56UC 16-5
HVREC5UC 16-5
HWD5051UC 11-7
HWD5751UC 11-7

N

NEM5066UC 13-3
NEM5466UC 13-3
NEM5666UC 13-3
NET8068SUC 13-4
NET8068UC 13-4
NET8668SUC 13-4
NET8668UC 13-4
NETP068SUC 15-2
NETP668SUC 15-2
NGM5056UC 13-5
NGM5456UC 13-5
NGM5656UC 13-5
NGM8046UC 13-6
NGM8056UC 13-6
NGM8057UC 13-7
NGM8646UC 13-6
NGM8656UC 13-6
NGM8657UC 13-7
NGMP056UC 15-3
NGMP077UC 15-3
NGMP656UC 15-3
NGMP677UC 15-4
NIT5068UC 13-1
NIT5469UC 13-1
NIT5668UC 13-1
NIT8069SUC 13-2
NIT8069UC 13-2
NIT8669SUC 13-2
NIT8669UC 13-2
NITP069SUC 15-1
NITP069UC 15-1
NITP669SUC 15-1
NITP669UC 15-1

R

RGM8058UC 14-1
RGM8658UC 14-1

S

SGE53X52UC 3-6
SGE53X55UC 3-6
SGE53X56UC 3-6
SGE68X55UC 3-6
SGV68U53UC 3-6

SGX68U55UC 3-6
SGZ1010UC 4-3
SGZ1052UC 4-3
SGZ9091UC 4-3
SGZPC001UC 4-3
SHE3AR72UC 3-1
SHE3AR75UC 3-1
SHE3AR76UC 3-1
SHE88PZ65N 4-2
SHE89PW75N 4-2
SHEM3AY52N 3-1
SHEM3AY55N 3-1
SHEM3AY56N 3-1
SHEM63W52N 3-2
SHEM63W55N 3-2
SHEM63W56N 3-2
SHEM78Z52N 3-4
SHEM78Z55N 3-4
SHEM78Z56N 3-4
SHEM78ZH5N 3-5
SHP87PZ55N 4-1
SHP88PZ55N 4-1
SHPM65Z52N 3-3
SHPM65Z55N 3-3
SHPM65Z56N 3-3
SHPM78Z52N 3-4
SHPM78Z54N 3-4
SHPM78Z55N 3-4
SHPM78Z56N 3-4
SHPM88Z75N 3-5
SHSM63W52N 3-2
SHSM63W55N 3-2
SHSM63W56N 3-2
SHV88PZ53N 4-1
SHV88PZ63N 4-2
SHV89PW73N 4-2
SHVM63W53N 3-2
SHVM78Z53N 3-4
SHVM88Z73N 3-5
SHX3AR72UC 3-1
SHX3AR75UC 3-1
SHX3AR76UC 3-1
SHX87PZ55N 4-1
SHX88PZ55N 4-1
SHX88PZ65N 4-2
SHX89PW75N 4-2
SHXM4AY52N 3-1
SHXM4AY54N 3-1
SHXM4AY55N 3-1
SHXM4AY56N 3-1
SHXM63W55N 3-2
SHXM63WS5N 3-2
SHXM65Z55N 3-3
SHXM78Z52N 3-4
SHXM78Z54N 3-4

SHXM78Z55N 3-4
SHXM78Z56N 3-4
SHXM88Z75N 3-5
SMZ1007UC 4-3
SMZ4000UC 4-3
SMZ4026 4-3
SMZ5000 4-3
SMZ5002UC 4-3
SMZ5003 4-3
SMZ5400 4-3
SMZCD200UC 4-4
SMZEP001UC 4-4
SMZPC002UC 4-4
SMZPCJB1UC 4-4
SMZPCSH2UC 4-4
SMZSH002UC 4-4
SPE53U52UC 3-6
SPE53U55UC 3-6
SPE53U56UC 3-6
SPE68U55UC 3-6
SPV68U53UC 3-6
SPX68U55UC 3-6

W

WAT28400UC 5-1
WAT28401UC 5-1
WAW285H2UC 5-2
WMZ20600 5-5
WMZPW20W 5-5
WTG865H3UC 5-4
WTG86400UC 5-3
WTG86401UC 5-3
WTZ11400UC 5-5
WTZ20410UC 5-5
WTZPW20D 5-5

Bosch Home Appliances

North America Corporate Office

1.800.944.2904

www.bosch-home.com/us



BOSCH
Invented for life

©2020 BSH Home Appliances Corporation. All rights reserved. Bosch is a registered trademark of Robert Bosch GmbH.

All information presented herein is based on data available at the time of printing and is subject to change without notice.

For immediate installation dimensions by fax, use your handset and call 1.775.833.3600. Use Code #8317 for a directory of Bosch products.