



Bosch Mainline Dishwashers



© 2017 Lowe's Companies, Inc. All rights reserved. Lowe's, the gable design, and Never Stop Improving are trademarks of LF, LLC. All are used with permission.

Bosch Dishwashers Step-Up Guide

Find a complete dishwasher assortment on Lowe.com/Bosch.

Water Softener
Bar handle SHXM63WS5N/836298

ONLY AT LOWE'S!
Recessed handle SHE863WF5N/814060

Scoop handle SHSM63W55N/836314

Bar handle SHXM63W55N/836309

Custom panel SHVM63W53N/836321

Lowe's Exclusives

Common features

- Clean30 Cycle
- DoubleFlex Silverware Basket
- Extra Tall Item Sprinkler
- Additional Flip Tine on Upper Rack (SHE863WF5N)
- + **FlexSpace™ Plus Tines** (SHP865WF5N)

ONLY AT LOWE'S!
Pocket handle SHP865WF5N/734235

Bar handle SHXM65W55N/836300

Recessed handle SHEM78WH5N/836320

Recessed handle SHEM78W55N/836308

Pocket handle SHPM78W55N/836312

Bar handle SHXM78W55N/814067

Custom panel SHVM78W53N/836310

Pocket handle SHPM98W75N/836307

Bar handle SHXM98W75N/814069

Custom panel SHVM98W73N/836319

300 Series	500 Series	800 Series	800 Series Premium
	+ Pocket Handle Design	+ Quieter	+ Quieter
	+ EasyGlide Upper Rack	EasyGlide Upper Rack	EasyGlide Upper Rack
Standard Third Rack	+ Flexible Third Rack	Flexible Third Rack	+ MyWay™ Rack
FlexSpace Tines Lower Rack	FlexSpace Tines Lower Rack	FlexSpace Tines Lower Rack	FlexSpace Tines Lower Rack
24/7 AquaStop®	24/7 AquaStop®	24/7 AquaStop®	24/7 AquaStop®
Long SilverWare Basket	Long SilverWare Basket	Long SilverWare Basket	Long SilverWare Basket
16 Place Settings	16 Place Settings	16 Place Settings	16 Place Settings
3 Step RackMatic® Adjustable System	3 Step RackMatic® Adjustable System	3 Step RackMatic® Adjustable System	3 Step RackMatic® Adjustable System
InfoLight® **	InfoLight® **	InfoLight® **	InfoLight® **
Push Button Control	Push Button Control	+ Touch Control	Touch Control
5 Cycles / 4 Options	+ 5 Cycles / 5 Options	+ 6 Cycles / 5 Options	+ 6 Cycles / 6 Options
Deeper SS tub	Deeper SS tub	Deeper SS tub	Deeper SS tub

Getting the job done.

Clean30 cycle
Clean dishes in 30 minutes or less. Cleans lightly soiled dishes quickly, like glasses and silverware, so you can reuse them at the same event.

ONLY AT LOWE'S!

Speed60® cycle*
Enjoy your next dinner party even more knowing our Speed60® cycle can have your glasses and dishes clean and dry in about 60 minutes.


Perceivable quality— Ultimate drying performance

What is condensation drying?

All Bosch dishwashers use a condensation drying process. Instead of utilizing a heating element at the bottom of a dishwasher, condensation drying involves a number of dishwashing elements that work together to efficiently dry your dishes more hygienically than conventional air drying; and with minimal energy.

Here's how it works:

- The final rinse uses high-temperature water to make the dishes very hot.
- The stainless steel tub of the dishwasher cools faster than your dishes because stainless steel cools faster than glass and porcelain.
- Condensation occurs when the moist air in the dishwasher comes into contact with the cooler stainless steel tub, and turns into water droplets. These water droplets trickle down to the bottom of the dishwasher and are drained.



Benefits:

- Since it's a closed system with no fan, the cleaning process is more sanitary.
- With no exposed heating element, plastic utensils and dishes placed on lower rack will not melt.

For best results:

- Always use a liquid rinse aid.
- Select the Auto cycle.
- Press the Sanitize or Extra Dry option.

Bosch Home Appliances
1.800.944.2904
To view all Bosch appliance categories, visit:
www.Lowe.com/Bosch

Standard Third Rack

ADA & 18" options available

44 dBA

Flexible Third Rack

44 dBA

Touch Control

ADA & 18" options available

42 dBA

MyWay™ Rack


39 dBA

* Available on all models ** SHX/P/V/S Only

©2017 BSH Home Appliances Corporation. All rights reserved. Bosch is a registered trademark of Robert Bosch GmbH. All information presented herein is based on data available at the time of printing and is subject to change without notice.

Maximize loading space without sacrificing it elsewhere.

Simple solutions only Bosch can provide.



Accommodates larger, deeper items like 6" x 2.5" cereal bowls.

Angled to allow for 9" wine glass in upper rack.

Fits dinner plates up to 11.5".

Frees up space below for larger items like stock pots.

With the industry's largest 3rd rack loading capacity,¹ MyWay™ frees up more room in the bottom rack for larger items like pots, colanders and baking sheets.

* When upper rack is tilted using RackMatic® function

¹ Vs. major brands with 3rd rack. Major brands defined as TraQline Top 10 Market Share, June 2016.



Standard 3rd rack

Provides the perfect space for flatware, large utensils, measuring cups, or nearly anything else that's difficult to fit in a traditional dishwasher, while its V shape leaves room below both sides for taller items like stemware in the middle rack. Available on all 300 Series models.



Flexible 3rd rack

Expandable wings easily lower to accommodate more of your deeper items, while adjustable tines let you customize the rack's loading space to fit awkward or bulky utensils. Available on all 500 and 800 Series models.




MyWay™ rack

MyWay™ offers more room for more kinds of items in the top rack, such as cereal bowls, whisks, tongs and large measuring cups, creating more freedom in loading below. Available on all 800 Series Premium models.



RackMatic® adjustable rack

This remarkable middle rack easily raises or lowers in just one step, even when full. Designed to allow taller items like stemware to fit in the middle rack while leaving room for pots and pans below, it offers three different heights and up to nine separate rack positions.



FlexSpace™ tines

This convenient new feature lets you fold back every other tine in one simple step, so it's easier to fit your largest, bulkiest items. Available on lower racks in 300 Series models and up, it helps to hold pots and pans upright, leaving more room for your other dishes.

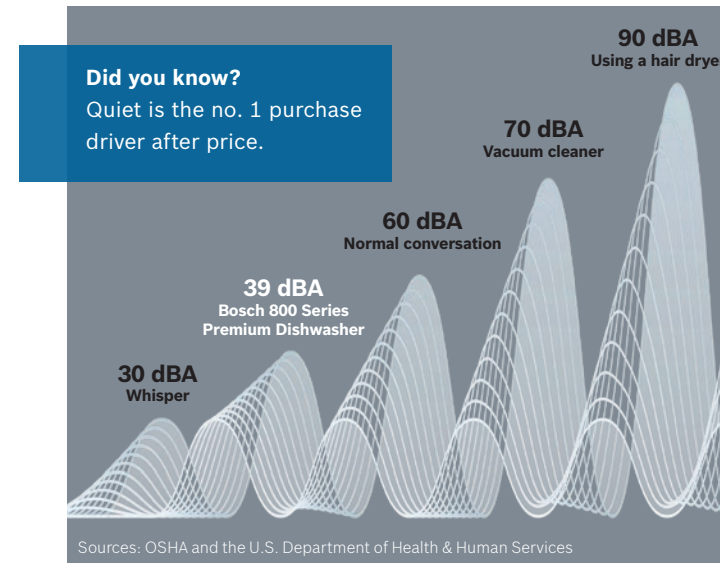
Advancing the science of silence.

To a Bosch engineer, quiet operation is just as important as sparkling clean dishes. For you, that means never having to wait until going to bed to run the dishwasher. And when hosting a dinner party, you can start the dishes right after dinner, instead of waiting until everyone leaves. Because life doesn't have to stop just because your dishes need to be cleaned.

► The Quietest dishwasher brand in the U.S.¹

With models as low as 39 dBA, Bosch is the quietest dishwasher brand in the U.S.¹ To reach these new heights of silence, Bosch engineers approached noise reduction from every angle, incorporating 18 unique sound-reducing technologies.

Understanding decibel levels



¹ Based on an average of sound ratings for 24" full-size stainless steel tub dishwashers contained in major brands' websites. Major brands defined as TraQline Top 5 Market Share, June 2016.



Rack-mounted detergent tray

Optimized for tablets, our detergent tray holds tabs in place for a dedicated spray jet to directly dissolve them completely. This not only results in a deeper clean, it also helps to reduce unwanted noise since there's no water jet spraying the inner door. (Dishwasher also works with powder and gel.)



Sensor wash system

This state-of-the-art system uses an advanced scanning-eye sensor to literally look at the level of soil in the wash water, and adjusts both the water temperature and length of the wash cycle to eliminate redeposits. It can also determine if a secondary, fresh water fill is necessary, deleting the cycle whenever appropriate to save water and energy.



EasyGlide™ rack system

For a level of quality you can both touch and feel, we've incorporated smooth-rolling ball bearings to our rack wheels. The result is a smoother glide that opens effortlessly—even with a fully loaded rack—for a more premium feel with every pull.

The easy way to deal with hard water.

Hard water is tough on dishes—and your dishwasher. If you live in a hard water area, glasses may come out looking cloudy or spotted, and your dishes may not get as clean as they should. That's why select 300 Series and ADA dishwashers offer a built-in water softener, which removes hard water spots caused by lime deposits and softens the water to appropriate levels for spot-free, shiny dishes.



Hard water deposits



After softening the water